



US00D707362S

(12) **United States Design Patent**
Cohen et al.

(10) **Patent No.:** **US D707,362 S**
(45) **Date of Patent:** **** Jun. 17, 2014**

(54) **TOE STRETCHER**
(71) Applicants: **River Cohen**, Scottsdale, AZ (US); **Ian Lopatin**, Paradise Valley, AZ (US)
(72) Inventors: **River Cohen**, Scottsdale, AZ (US); **Ian Lopatin**, Paradise Valley, AZ (US)
(**) Term: **14 Years**
(21) Appl. No.: **29/432,912**
(22) Filed: **Sep. 21, 2012**
(51) **LOC (10) Cl.** **24-01**
(52) **U.S. Cl.**
USPC **D24/200**
(58) **Field of Classification Search**
CPC A61H 35/006; A43B 3/24; A43B 3/242;
A43B 3/105; A43B 7/26; A45D 29/00;
A45D 29/22; A61B 17/54
USPC D24/200-213; 601/7, 15, 1; 401/28;
D4/136; D28/56-57, 61; 132/73;
602/30
See application file for complete search history.

5,076,263 A 12/1991 Funatogawa
D324,610 S * 3/1992 Fox et al. D3/207
D335,299 S * 5/1993 Guidry D21/684
D344,367 S * 2/1994 Santore D28/61
D393,931 S * 4/1998 Rue D28/57
D415,858 S 10/1999 Funatogawa
D428,673 S 7/2000 Ikeda
D439,704 S 3/2001 Ikeda
6,238,357 B1 5/2001 Kawaguchi et al.
6,318,373 B1 11/2001 Kasahara
D491,999 S * 6/2004 Scott D22/142
7,131,939 B2 11/2006 Ferri
D556,381 S * 11/2007 Kennedy D28/57
7,322,915 B2 1/2008 Ferri
D595,897 S * 7/2009 Moldauer et al. D28/56
D600,818 S 9/2009 Yang
D612,946 S 3/2010 Ferri
D629,055 S * 12/2010 Findeisen D21/685
D632,013 S * 2/2011 Irwin D28/57
D640,006 S * 6/2011 Helms D28/61
8,002,675 B2 8/2011 Ferri
D646,734 S * 10/2011 Findeisen D21/685
D661,429 S * 6/2012 Huthmaker D28/57

(Continued)

Primary Examiner — Eric Goodman
Assistant Examiner — John Reickel
(74) *Attorney, Agent, or Firm* — Zeman-Mullen & Ford, LLP

(56) **References Cited**
U.S. PATENT DOCUMENTS

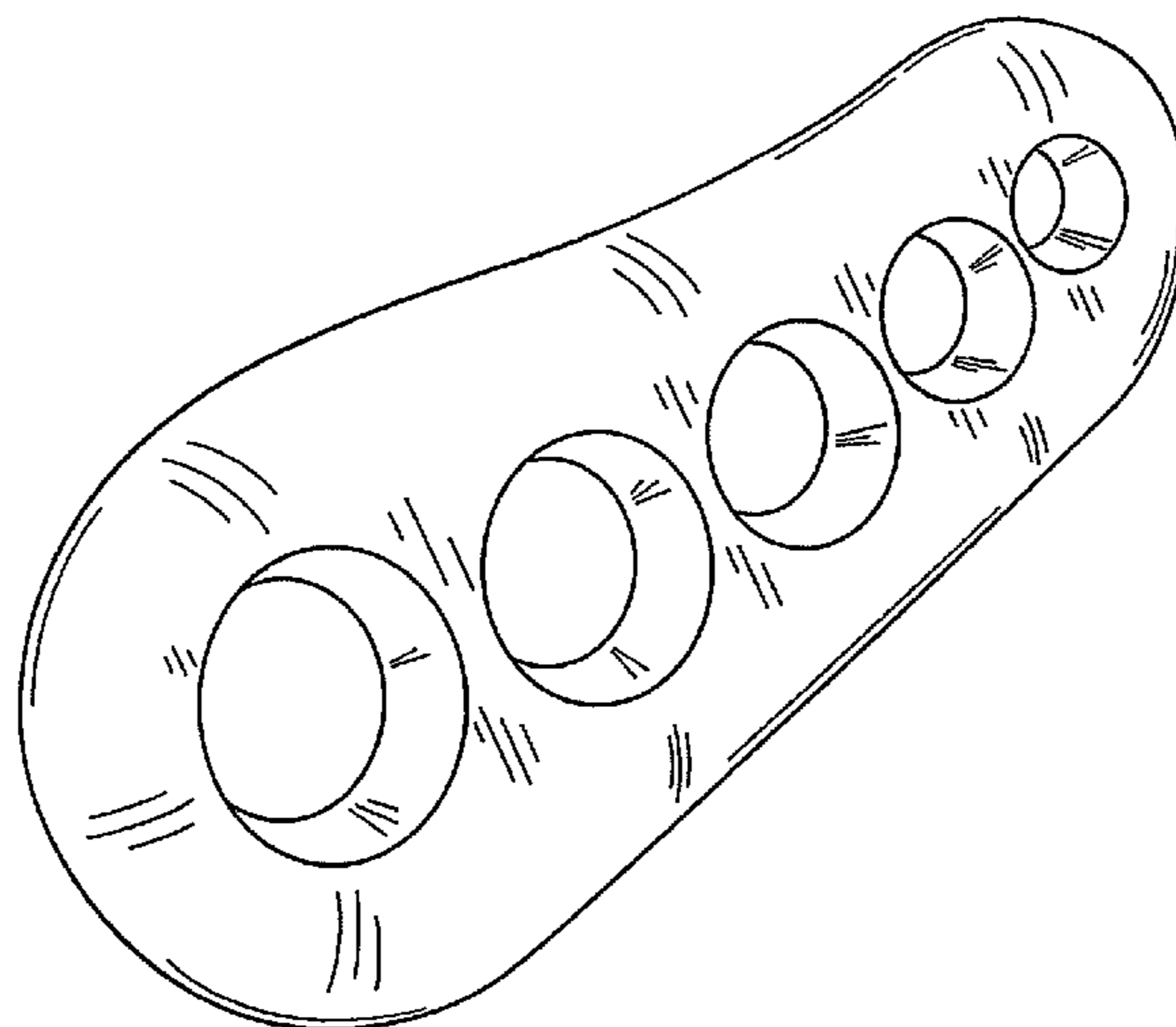
1,098,397 A * 6/1914 Pecorella 602/30
2,444,491 A * 7/1948 Berry 68/228
2,471,997 A 5/1949 Baltor
D155,239 S * 9/1949 Smith D28/61
D159,662 S * 8/1950 Patek D28/56
2,517,232 A * 8/1950 Patulski 132/73
2,546,118 A * 3/1951 Wright 132/73
2,595,640 A 5/1952 Christopoulos
2,740,207 A * 4/1956 Starensier 602/31
2,949,112 A 8/1960 Murray
3,299,894 A * 1/1967 Charlebois 36/140
3,429,309 A * 2/1969 Kurth 602/30
3,712,271 A * 1/1973 Greathouse 119/770
D260,047 S * 8/1981 Heinz D2/916
D271,156 S * 11/1983 Williamson D2/916

(57) **CLAIM**
The new and original design for a toe stretcher, as shown and described.

DESCRIPTION

FIG. 1 is a perspective view of the toe spreader apparatus of the present invention;
FIG. 2 is a front elevational view thereof;
FIG. 3 is a rear elevational view thereof;
FIG. 4 is a right side elevational view thereof;
FIG. 5 is a left side elevational view thereof;
FIG. 6 is a top view thereof; and,
FIG. 7 is a bottom view thereof.

1 Claim, 4 Drawing Sheets



(56)

References Cited

U.S. PATENT DOCUMENTS

8,343,014 B2 *	1/2013	Findeisen	482/47	2008/0113854 A1	5/2008	Ferri	
2005/0085756 A1	4/2005	Ferri		2009/0025743 A1 *	1/2009	Dragos	132/73
2007/0027011 A1	2/2007	Ferri		2009/0093345 A1	4/2009	Findeisen	
2007/0180597 A1 *	8/2007	Rose-Lydon	2/239	2009/0178178 A1	7/2009	Nemcik	
2008/0005932 A1 *	1/2008	Zitin	36/94	2010/0212068 A9	8/2010	Nemcik	
				2011/0077570 A1	3/2011	Findeisen	
				2011/0283563 A1	11/2011	Ferri	
				2013/0079694 A1 *	3/2013	Aquino	602/30

* cited by examiner

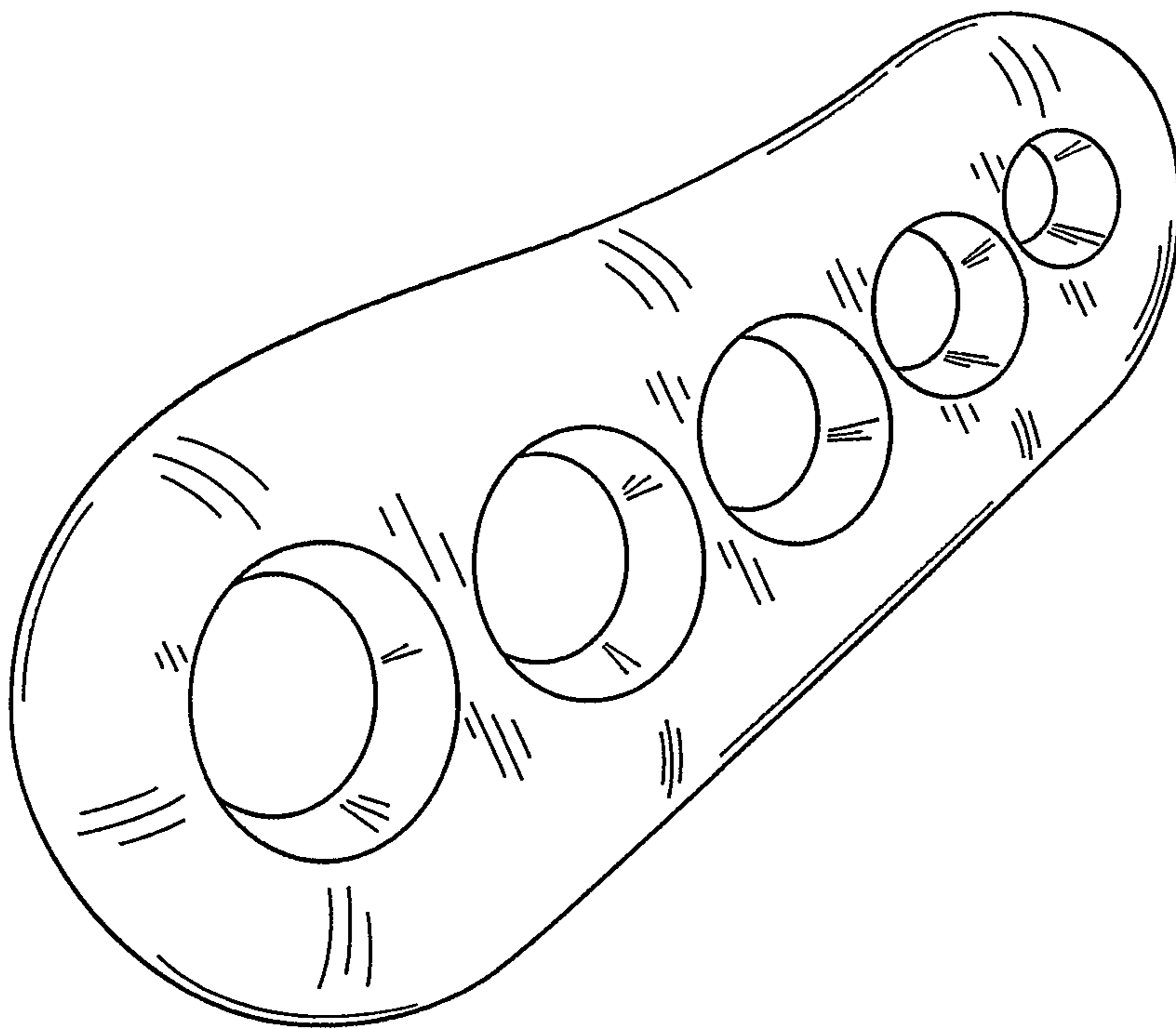


FIG.1

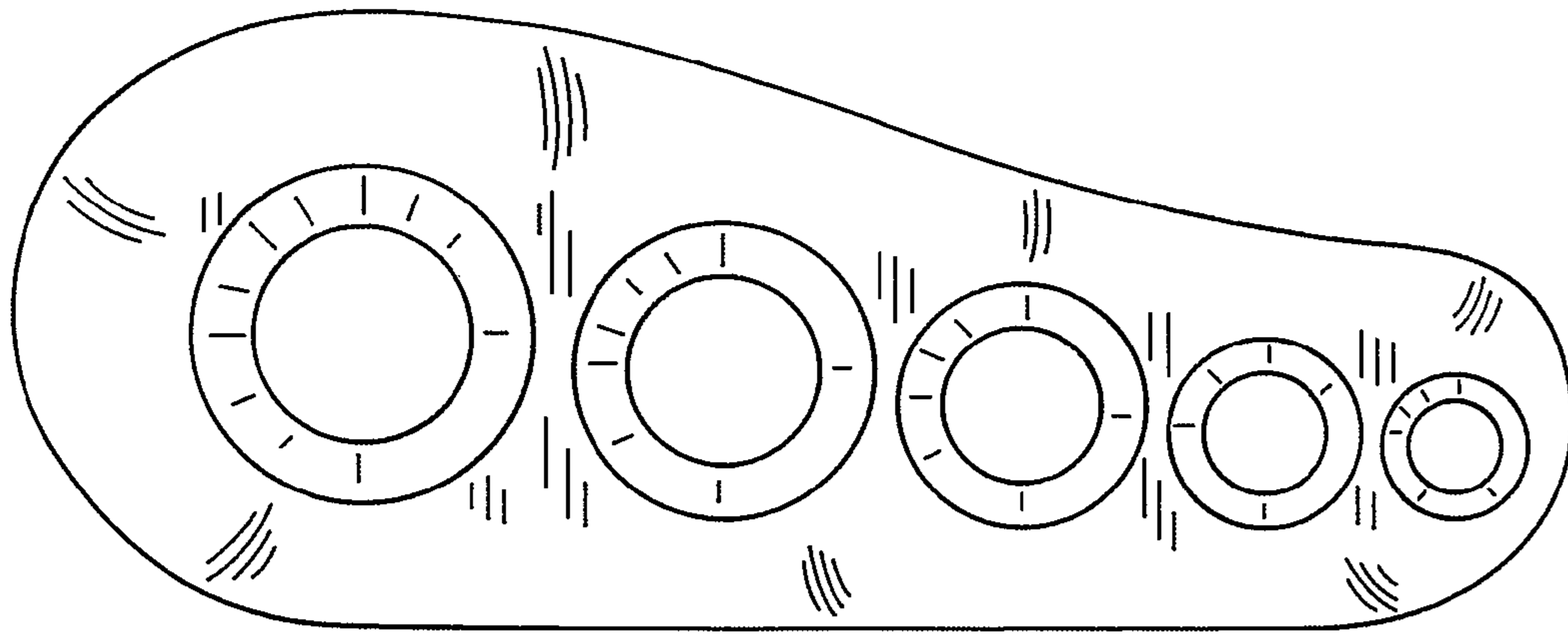


FIG. 2

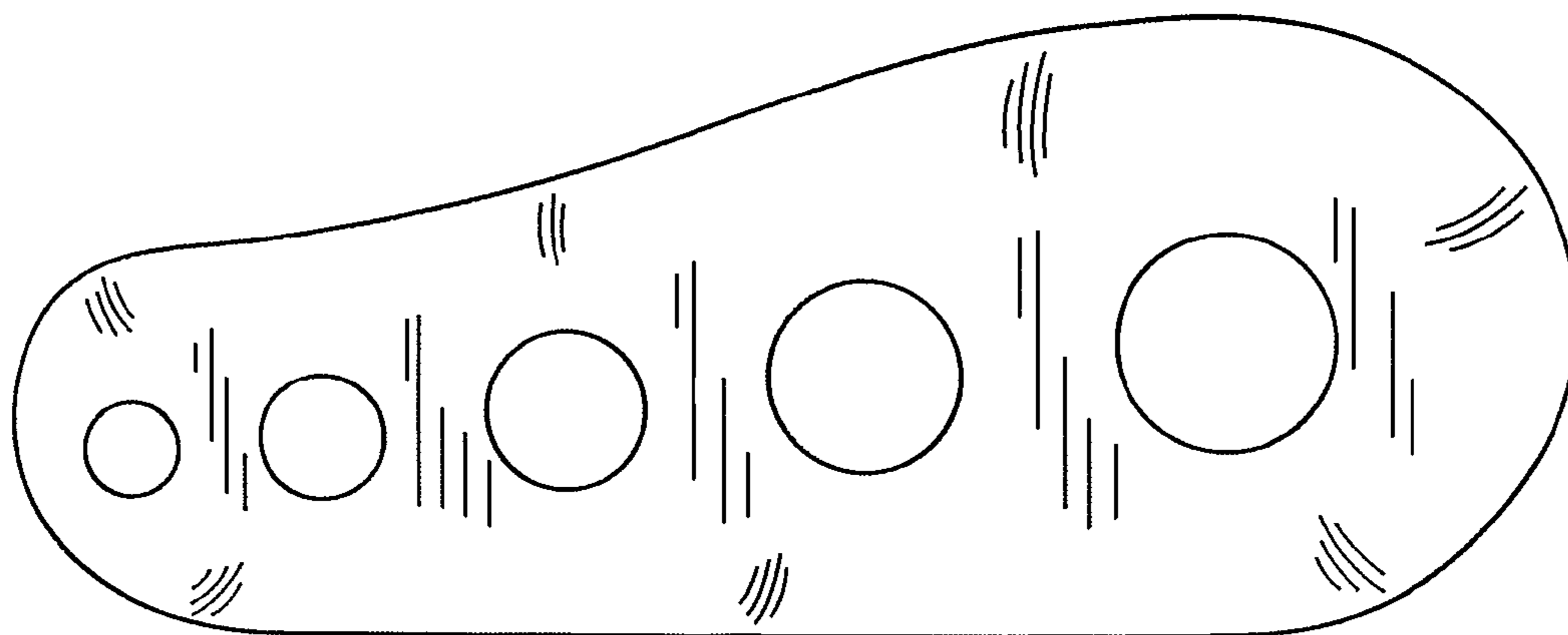


FIG. 3




FIG.4

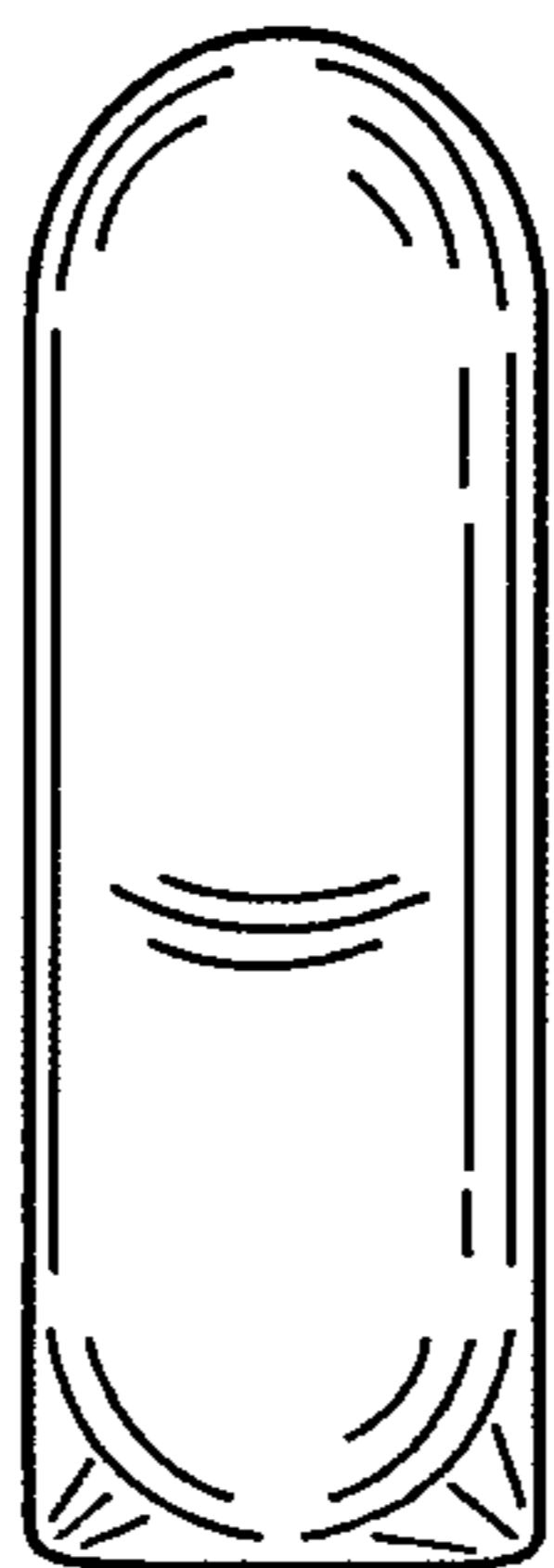


FIG.5

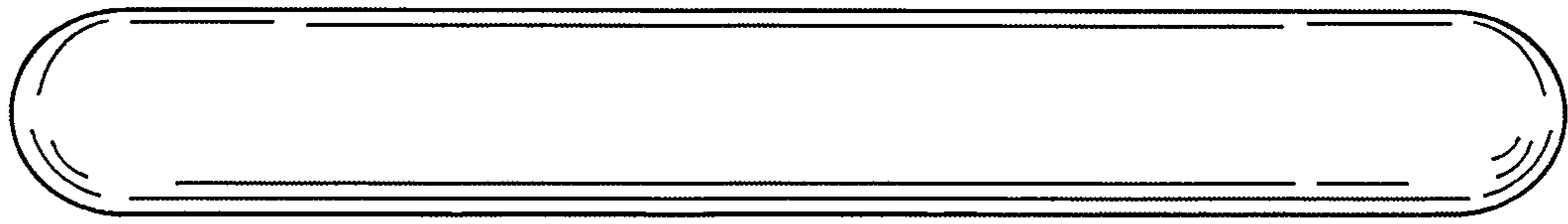


FIG. 6



FIG. 7