



US00D707351S

(12) **United States Design Patent**
Kunze

(10) **Patent No.:** **US D707,351 S**
(45) **Date of Patent:** **** Jun. 17, 2014**

(54) **AUTOMATIC SYRINGE**

(75) Inventor: **Katja Kunze**, Stockholm (SE)

(73) Assignee: **Namtall AB**, Uppsala (SE)

(**) Term: **14 Years**

(21) Appl. No.: **29/428,193**

(22) Filed: **Jul. 27, 2012**

(30) **Foreign Application Priority Data**

Apr. 11, 2012 (EM) 002023671-0001

(51) **LOC (10) Cl.** **24-02**

(52) **U.S. Cl.**
USPC **D24/112**

(58) **Field of Classification Search**
USPC D24/112-114, 133, 186, 104, 130, 127;
606/181, 185; 604/264, 272, 115, 232,
604/187, 158, 164.08, 192, 263, 163, 181,
604/184, 198, 227; D19/41, 43, 45, 46, 47,
D19/48, 51

See application file for complete search history.

(56) **References Cited**

U.S. PATENT DOCUMENTS

5,423,847 A * 6/1995 Strong et al. 606/182
5,984,940 A * 11/1999 Davis et al. 606/181
D460,485 S * 7/2002 Keda D19/43
D481,120 S * 10/2003 Hawley et al. D24/114
D545,439 S * 6/2007 Draudt et al. D24/186

D555,609 S * 11/2007 Galbraith D24/114
D567,938 S * 4/2008 Shinohara D24/114
7,896,843 B2 * 3/2011 Kriesel et al. 604/151
D660,958 S * 5/2012 McLoughlin et al. D24/113
D667,873 S * 9/2012 Shi D19/41
D669,124 S * 10/2012 Jiang D19/41
8,298,194 B2 * 10/2012 Moller 604/207
D682,936 S * 5/2013 Larson et al. D19/51

* cited by examiner

Primary Examiner — David Muller

(74) *Attorney, Agent, or Firm* — Buchanan Ingersoll Rooney PC

(57) **CLAIM**

The ornamental design for an automatic syringe, as shown and described.

DESCRIPTION

FIG. 1 is a front, top perspective view of an automatic syringe showing my new design.

FIG. 2 is a front, bottom perspective view thereof.

FIG. 3 is a front elevational view thereof.

FIG. 4 is a rear elevational view thereof.

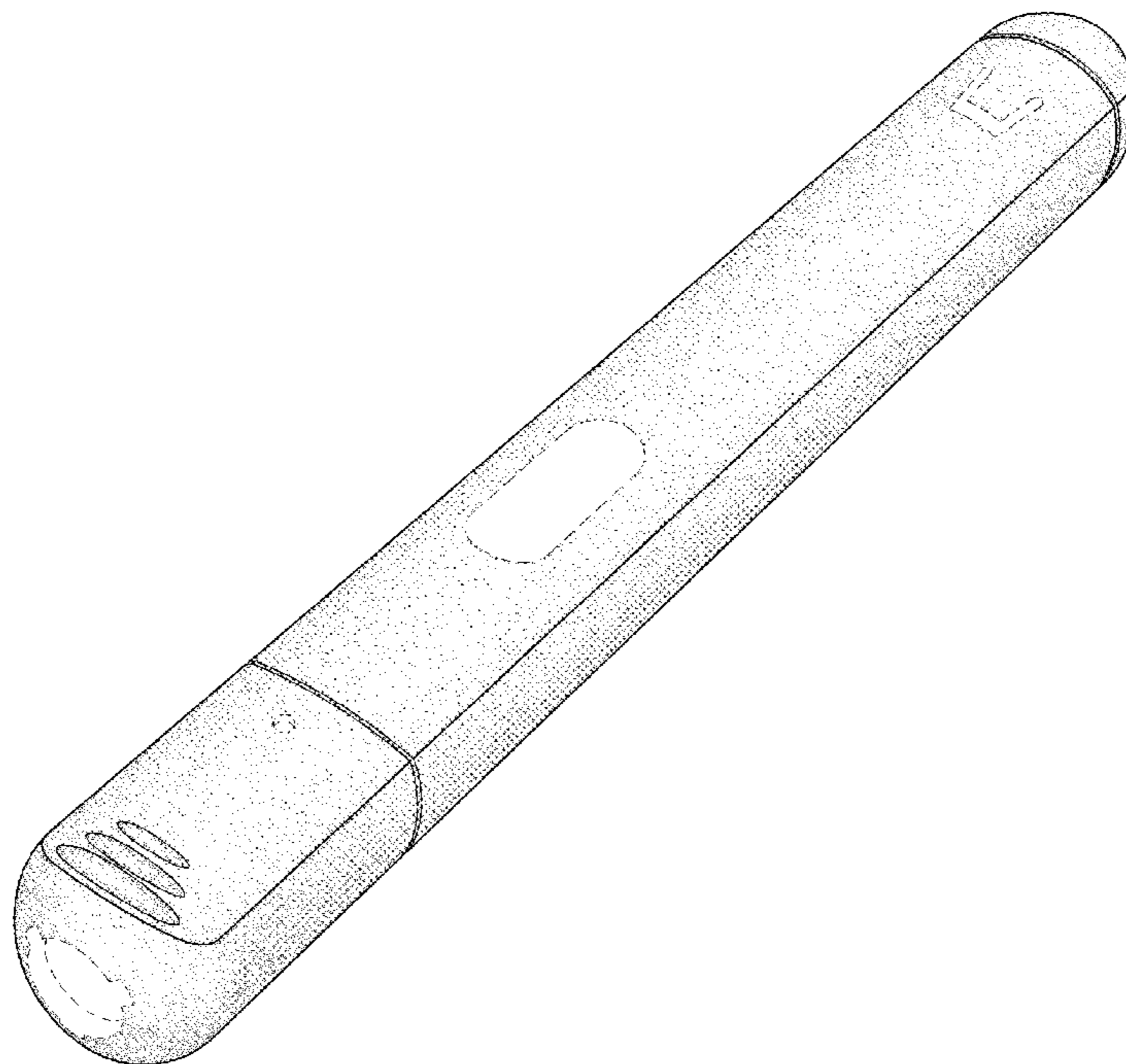
FIG. 5 is a top plan view thereof.

FIG. 6 is a bottom plan view thereof; and,

FIG. 7 is a front elevational view thereof, with the cap removed.

The broken line showing in the drawings is for illustrative purposes only and forms no part of the claimed design.

1 Claim, 5 Drawing Sheets



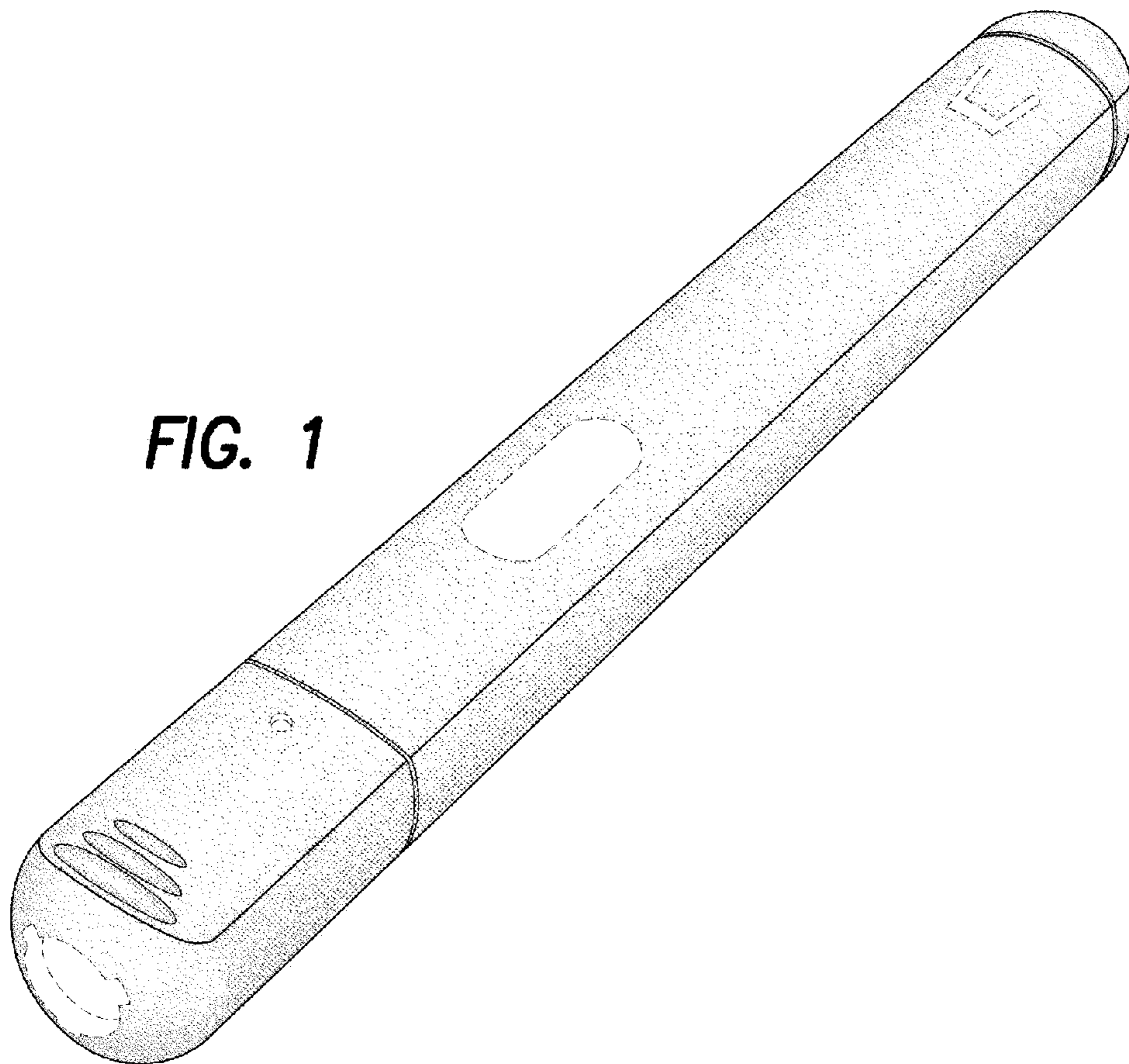


FIG. 1

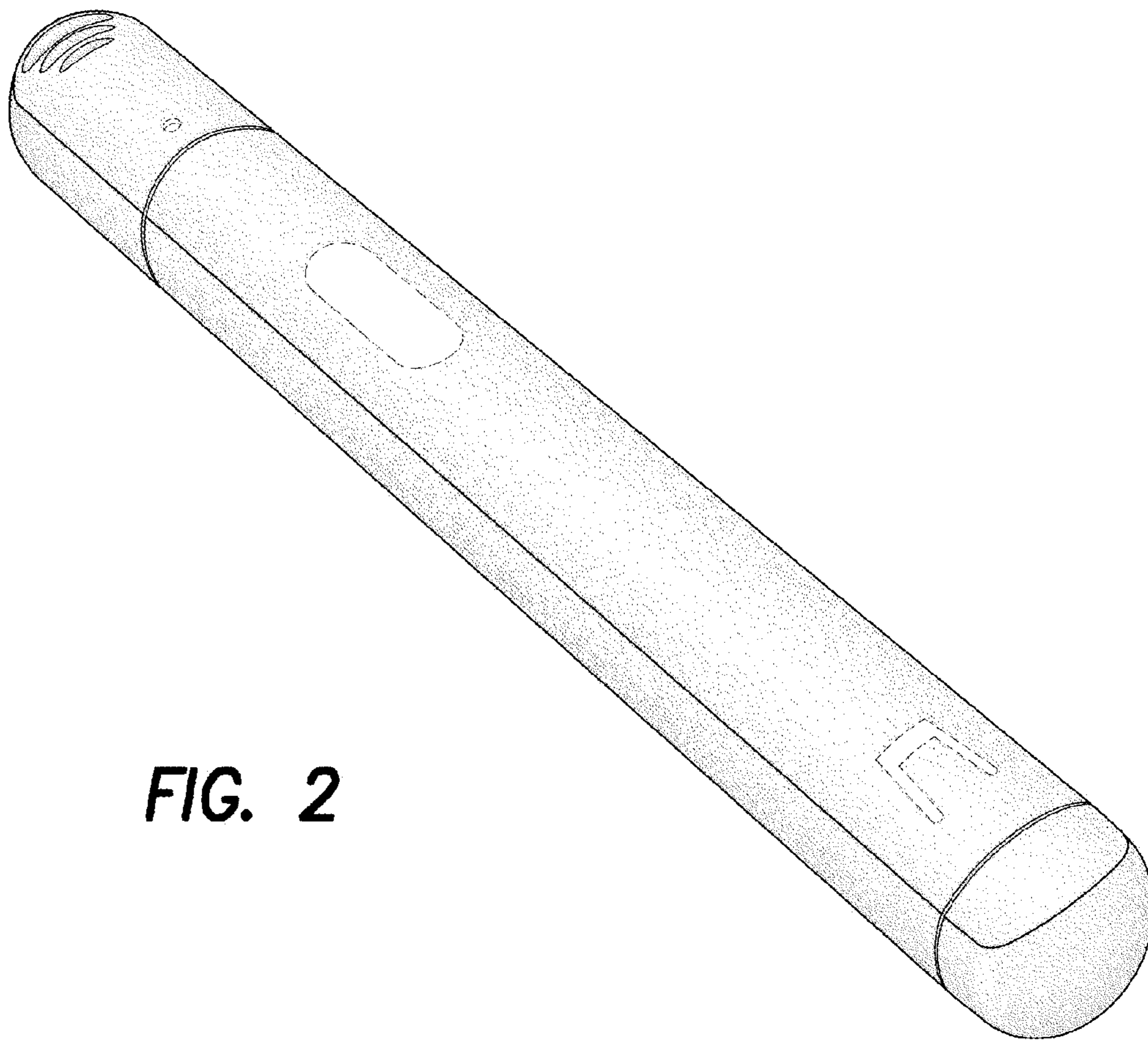


FIG. 2

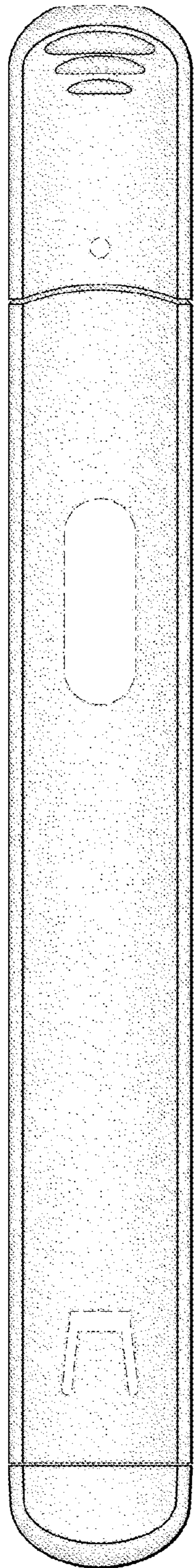


FIG. 3




FIG. 4

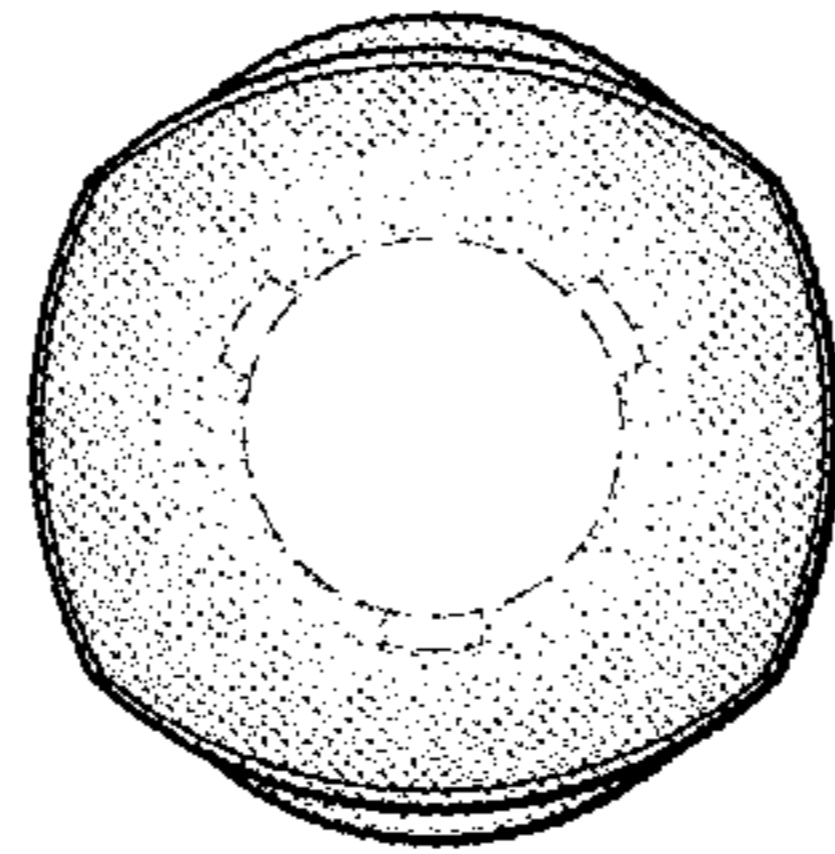


FIG. 5

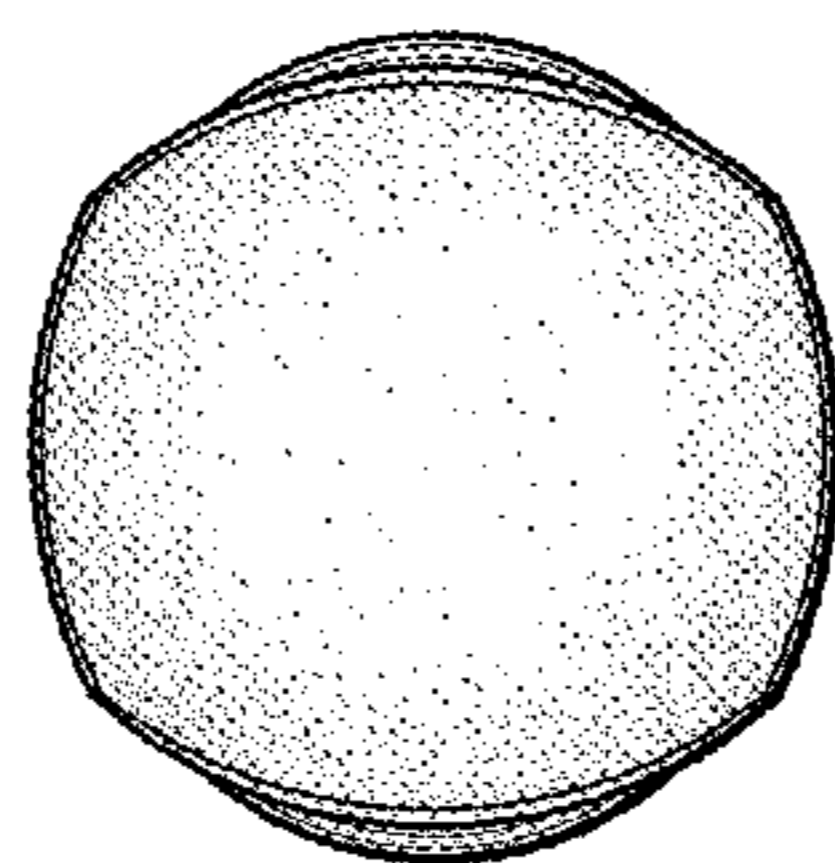


FIG. 6

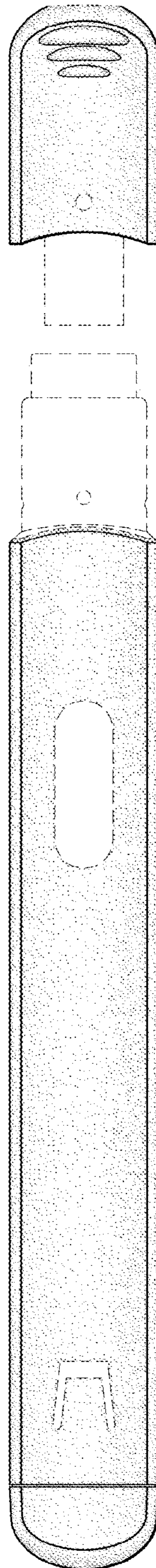


FIG. 7