



US00D707326S

(12) **United States Design Patent**
Moehring

(10) **Patent No.:** **US D707,326 S**

(45) **Date of Patent:** **** Jun. 17, 2014**

(54) **FISHING LURE**

(71) Applicant: **Grant Moehring**, Oconomowoc, WI
(US)

(72) Inventor: **Grant Moehring**, Oconomowoc, WI
(US)

(**) Term: **14 Years**

(21) Appl. No.: **29/470,349**

(22) Filed: **Oct. 21, 2013**

(51) **LOC (10) Cl.** **22-05**

(52) **U.S. Cl.**
USPC **D22/129**

(58) **Field of Classification Search**
CPC A01K 83/02; A01K 83/04; A01K 85/00;
A01K 85/005
USPC D22/126-133; 43/42.74, 42.13, 42.24,
43/42.25, 42.51, 42.15
See application file for complete search history.

(56) **References Cited**

U.S. PATENT DOCUMENTS

1,787,726	A	1/1931	Heddon et al.	
1,842,127	A	1/1931	Stickel et al.	
1,995,985	A *	3/1935	Jennings	43/42.13
2,167,945	A	8/1939	Gilliam	
2,281,578	A	5/1942	Heddon	
2,374,279	A	4/1945	Fugler	
2,821,044	A	1/1958	Bateman	
3,747,256	A	7/1973	Haddock	
D240,921	S *	8/1976	Taylor	D22/129
D258,378	S	2/1981	Hervin	
4,510,710	A	4/1985	Hanna et al.	
4,794,721	A	1/1989	Rowe, Jr. et al.	
4,920,687	A *	5/1990	Barnett	43/42.74
4,998,374	A *	3/1991	Barnett	43/42.74
5,138,789	A	8/1992	Hood	
D364,444	S *	11/1995	DeCosta	D22/129

6,880,287	B2	4/2005	Eubanks	
7,010,881	B2 *	3/2006	Altman	43/42.13
7,322,226	B1 *	1/2008	Rathgeb	43/42.15
7,360,335	B2 *	4/2008	Edwards	43/42.13
7,467,491	B1 *	12/2008	Slocum	43/42.13
8,042,298	B1 *	10/2011	Yonekura et al.	43/42.51
D668,735	S *	10/2012	Steckelberg	D22/129
D674,461	S *	1/2013	Woller	D22/129
D684,236	S *	6/2013	Rago	D22/129

OTHER PUBLICATIONS

- Scanned Image of a fishing lure—ABT Lures Multi-Rig System “The Ultimate Umbrella Rig”.
- Scanned Image of a fishing lure—Frenzy Baits The Bounty Hunter.
- Scanned Image of a fishing lure—Picasso School E Rig.
- Scanned Image of a fishing lure—Berkley Magnum School Rig.
- Scanned Image of a fishing lure—Terminator Titanium Rig.
- Scanned Image of a fishing lure—Nichols Nick Rig 3 Umbrella Rig.
- Scanned Image of a fishing lure—ABT Lures Multi-Rig Kits.

(Continued)

Primary Examiner — Catheri Oliver-Garcia

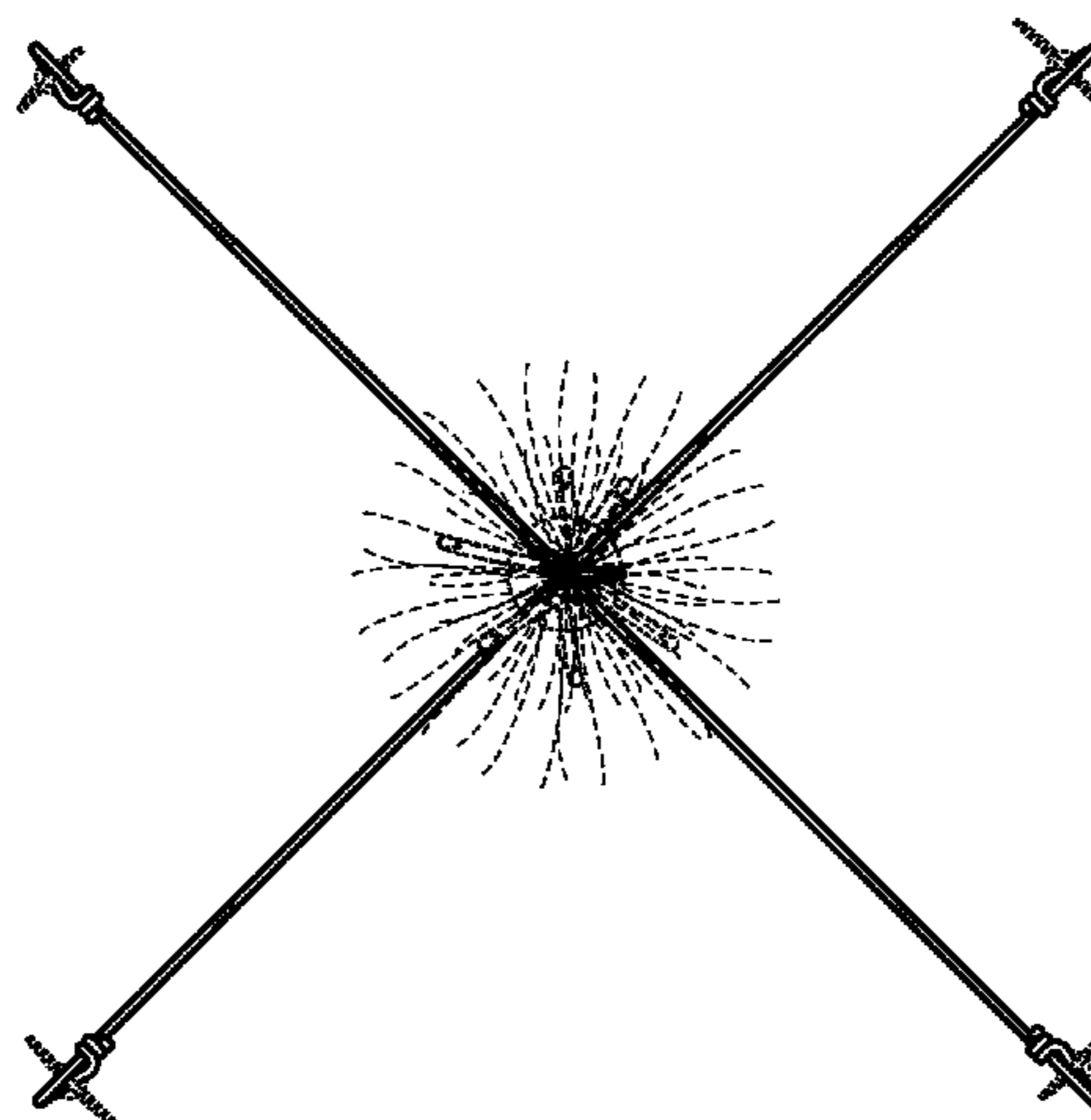
(57) **CLAIM**

The ornamental design for a fishing lure, as shown and described.

DESCRIPTION

FIG. 1 is a top view of the fishing lure.
 FIG. 2 is a bottom view thereof.
 FIG. 3 is a front side view thereof.
 FIG. 4 is a rear side view thereof.
 FIG. 5 is a left side view (as seen from the front) thereof.
 FIG. 6 is a right side view (as seen from the front) thereof.
 FIG. 7 is a perspective view thereof; and,
 FIG. 8 is a perspective view thereof with the skirt (shown in broken lines in FIGS. 1-7) removed for clarity.
 Each of the broken lines shown in FIGS. 1-8 are for the purpose of showing possible environmental structure.

1 Claim, 7 Drawing Sheets



(56)

References Cited

OTHER PUBLICATIONS

Scanned Image of a fishing lure—Boss Swimbait Harness Umbrella Rig.
Scanned Image of a fishing lure—Boss All Wire Swimbait Harness.
Scanned Image of a fishing lure—Kahara Yajirobee 3-Wire Bladed Umbrella Rig.

Scanned Image of a fishing lure—Frenzy Baits The Sniper.
Scanned Image of a fishing lure—Paycheck Baits Donkey Thrasher.
Scanned Image of a fishing lure—Spindarella.
Scanned Image of a fishing lure—Strike King Tour Grade Titanium Umbrella Rig.
Scanned Image of a fishing lure—Yum Yumbrella Flash Mob Jr.
Scanned Image of a fishing lure—River2Sea Bumbershoot.

* cited by examiner

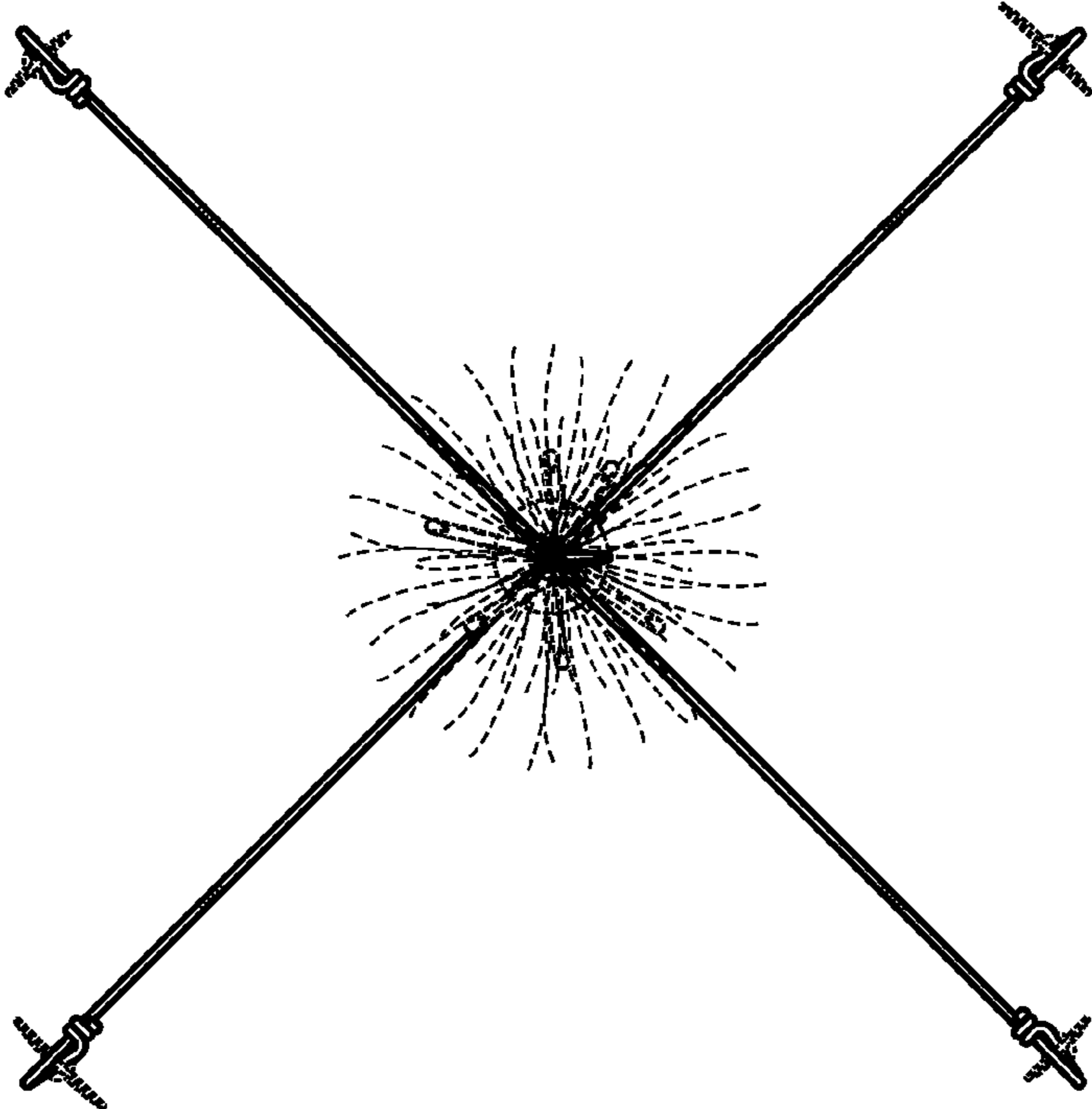


FIG. 1

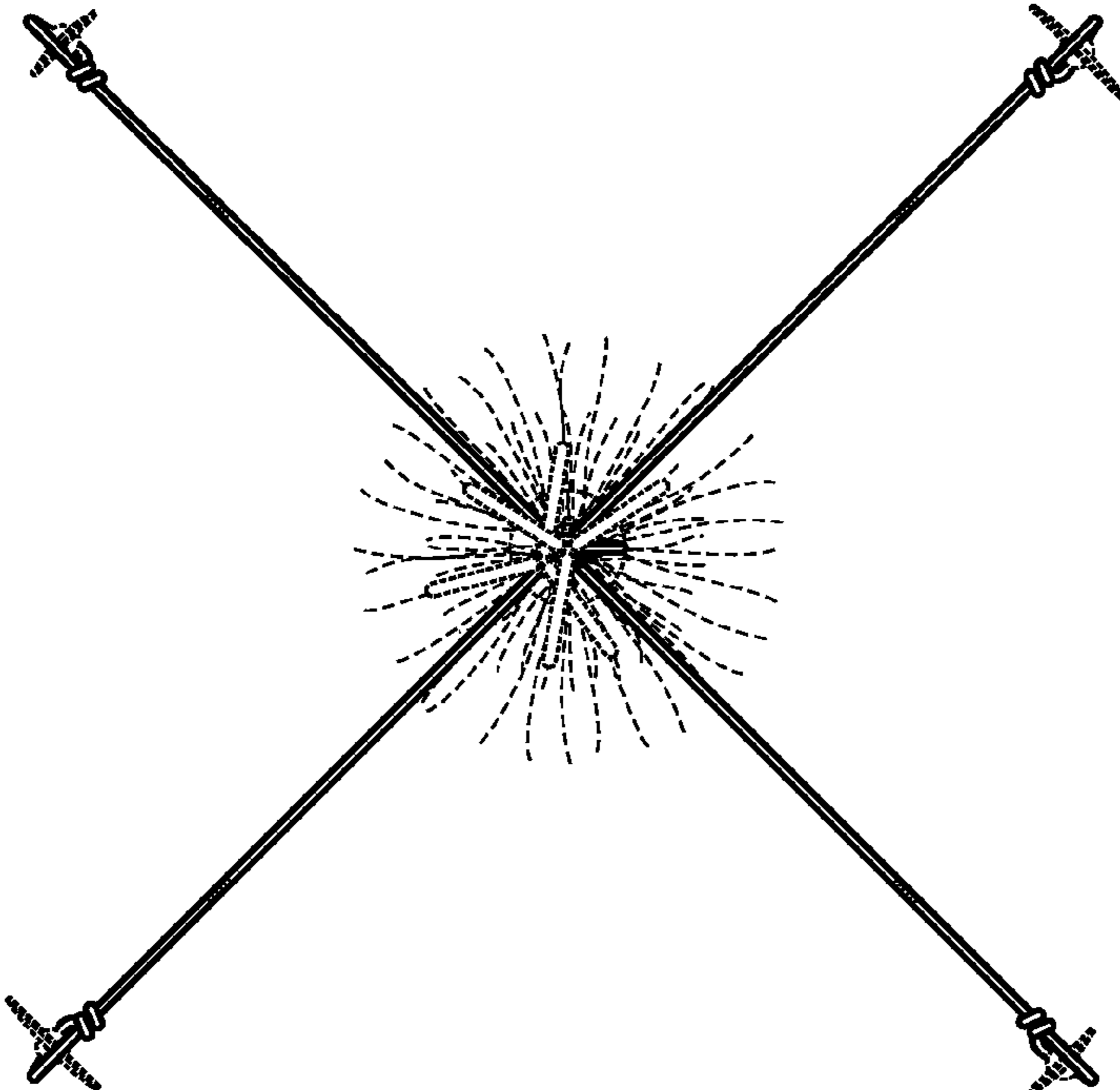


FIG. 2

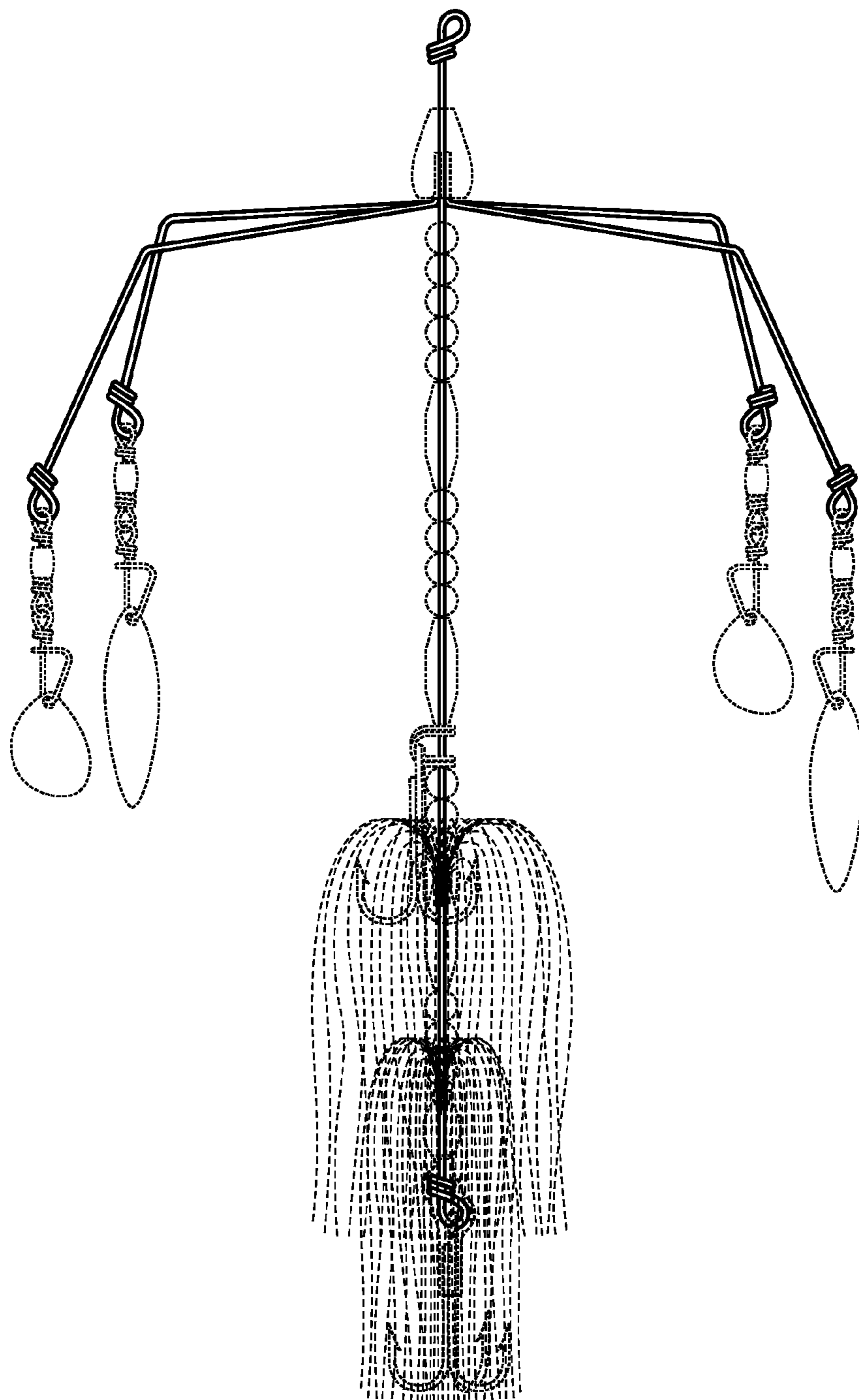


FIG. 3




FIG. 4

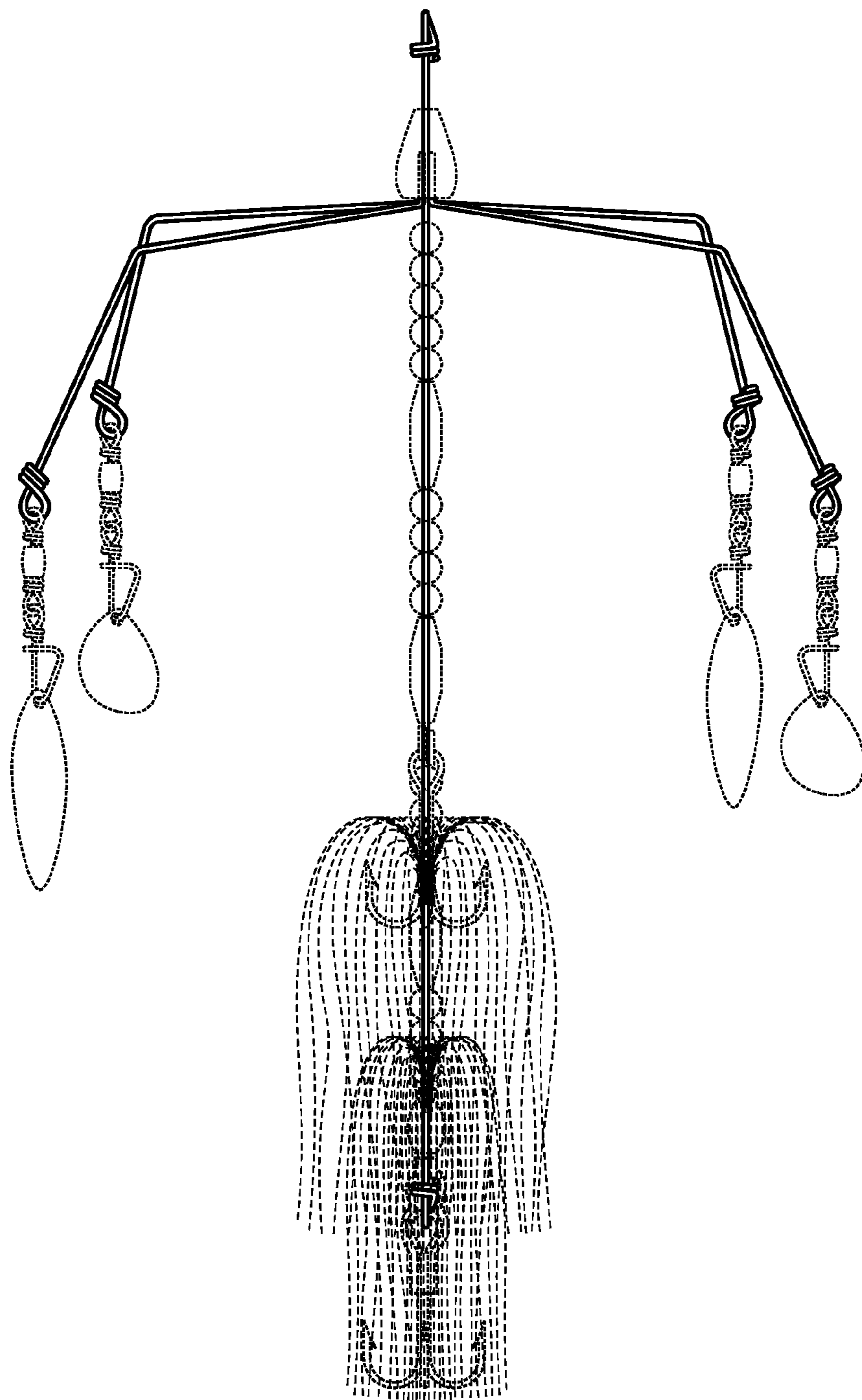


FIG. 5

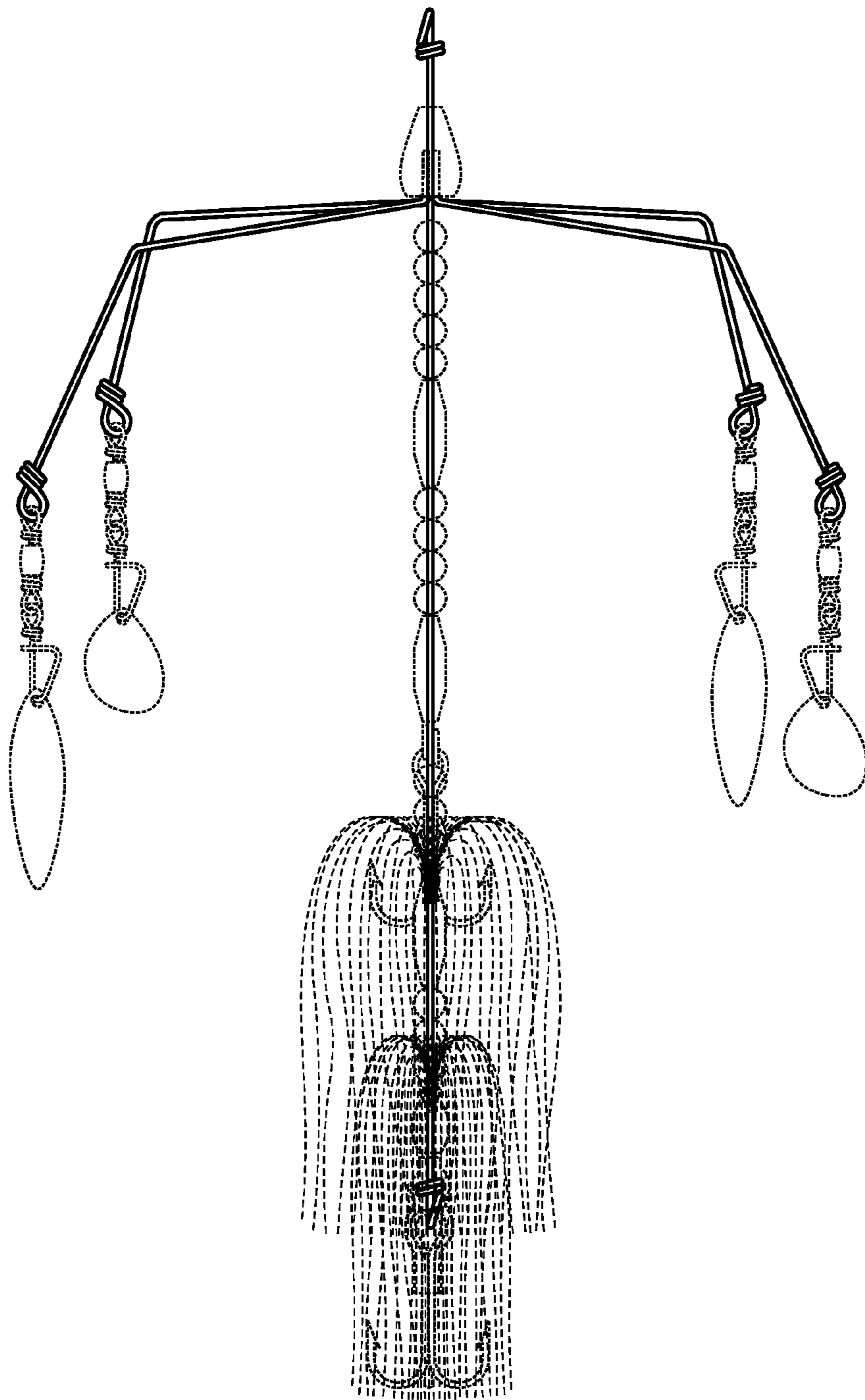


FIG. 6

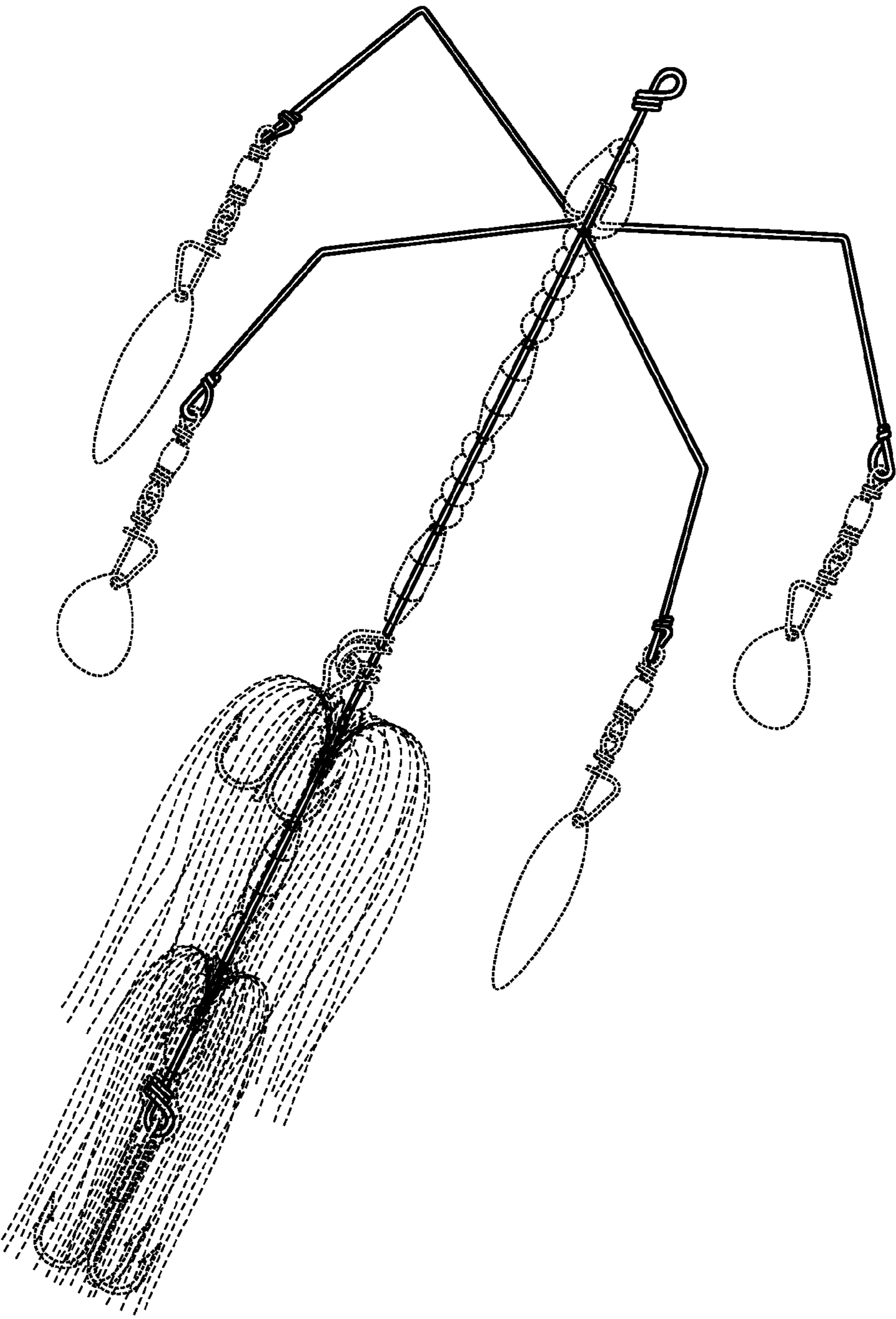


FIG. 7

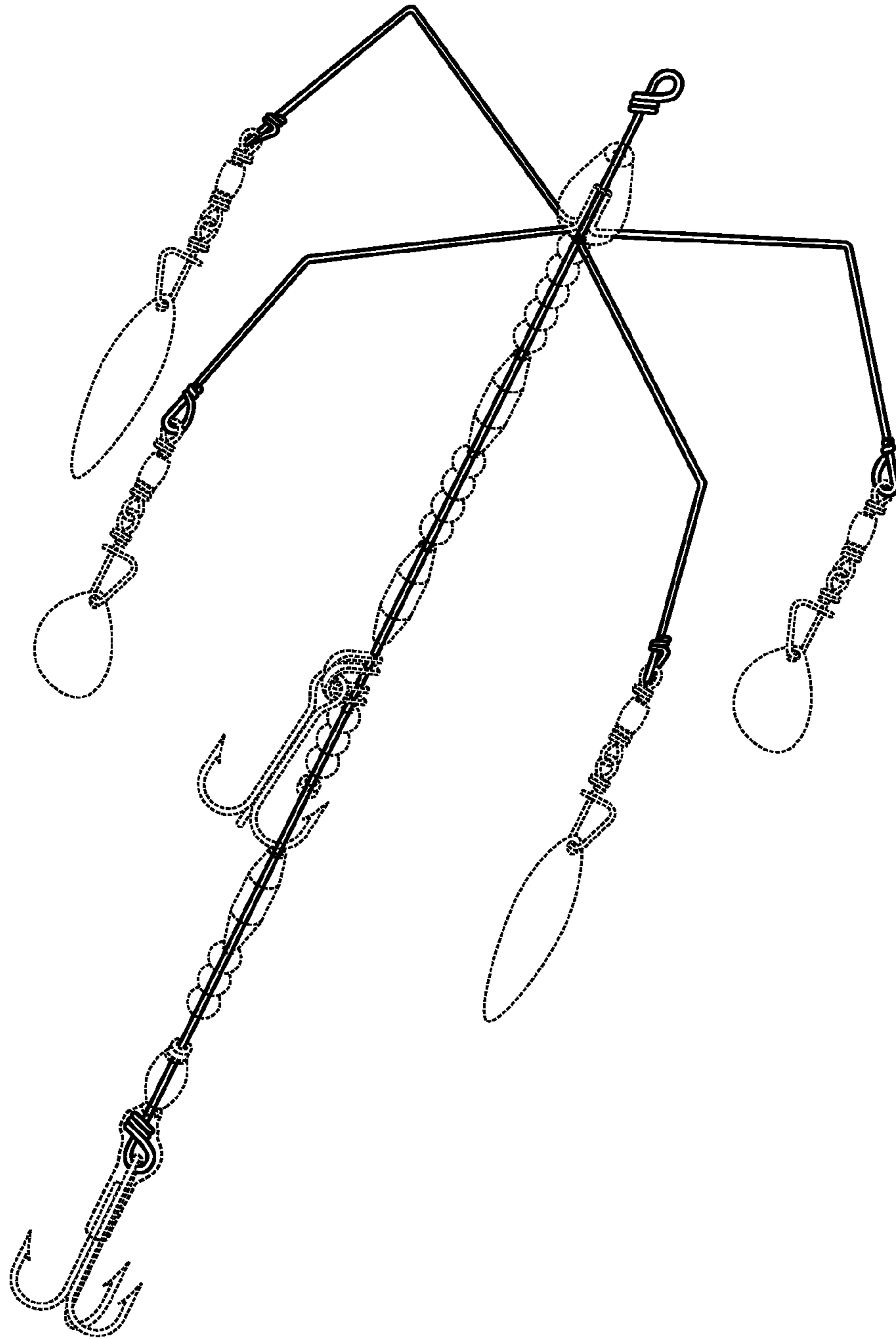


FIG. 8