



US00D707323S

(12) **United States Design Patent**
Claeys

(10) **Patent No.:** **US D707,323 S**
(45) **Date of Patent:** **** Jun. 17, 2014**

(54) **TACTICAL CARBON GUARD FOR A FIREARM MOUNTED FLASHLIGHT**

(71) Applicant: **Matthew Benson Claeys**, York Springs, PA (US)

(72) Inventor: **Matthew Benson Claeys**, York Springs, PA (US)

(**) Term: **14 Years**

(21) Appl. No.: **29/450,808**

(22) Filed: **Mar. 22, 2013**

(51) **LOC (10) Cl.** **22-01**

(52) **U.S. Cl.**
USPC **D22/108**

(58) **Field of Classification Search**
USPC D22/108-109; 42/123-124, 127, 42/131-132, 146; 362/110-120, 509, 516; D26/24-27, 38, 40, 42, 46-47, 51, 60, D26/8, 88, 113, 118, 130-133

See application file for complete search history.

(56) **References Cited**

U.S. PATENT DOCUMENTS

313,212	A	3/1885	Kelton	
1,489,139	A *	4/1924	Mike	362/359
1,560,948	A *	11/1925	Smothers	362/283
1,990,666	A *	2/1935	O'Loughlin	362/256
2,015,098	A	9/1935	Burton	
2,175,918	A *	10/1939	Sauer	248/289.11
2,550,594	A *	4/1951	Petrakakis	362/309
3,270,192	A *	8/1966	Watson	362/293
4,238,816	A *	12/1980	Merlo	362/279
D295,326	S *	4/1988	Dahlgren	D26/63
4,947,303	A *	8/1990	Gordin et al.	362/261

5,012,398	A *	4/1991	Jones et al.	362/249.07
5,211,473	A *	5/1993	Gordin et al.	362/297
D389,268	S *	1/1998	Kay	D26/118
5,707,142	A *	1/1998	Gordin	362/346
5,730,521	A *	3/1998	Spink et al.	362/223
6,502,965	B1 *	1/2003	Bradford	362/346
D488,878	S *	4/2004	Ward	D26/63
D544,137	S *	6/2007	Montefusco	D26/118
D583,499	S *	12/2008	Gordin et al.	D26/118
7,494,252	B1 *	2/2009	Thornton et al.	362/294
D644,290	S	8/2011	Salva	
8,132,355	B1	3/2012	Kincaid et al.	
8,162,511	B1 *	4/2012	Gordin et al.	362/296.01
2009/0168436	A1 *	7/2009	Ford	362/355

* cited by examiner

Primary Examiner — Michael A Pratt

(74) *Attorney, Agent, or Firm* — Tucker Arensberg, P.C.

(57) **CLAIM**

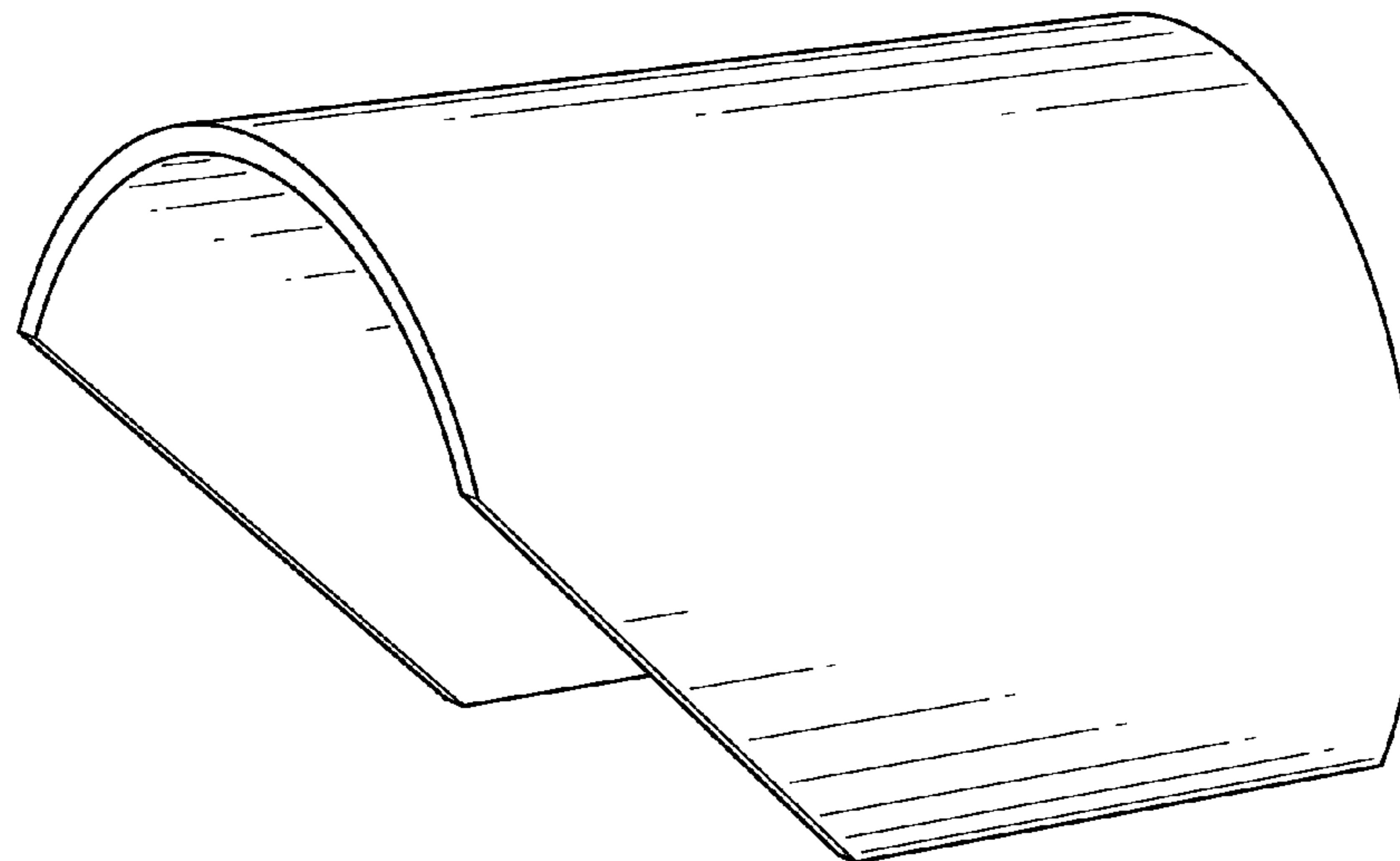
The ornamental design for a tactical carbon guard for a firearm mounted flashlight, as shown and described.

DESCRIPTION

FIG. 1 is an isometric view showing my new design for a tactical carbon guard for a firearm mounted flashlight, FIG. 2 is a front view thereof, FIG. 3 is a rear view thereof, FIG. 4 is a side view thereof, FIG. 5 is a top view thereof, FIG. 6 is a bottom view thereof; and, FIG. 7 is an isometric view of a preferred embodiment showing the tactical carbon guard for a firearm mounted flashlight in use.

The broken lines as shown in FIG. 7 form no part of the claimed design.

1 Claim, 5 Drawing Sheets



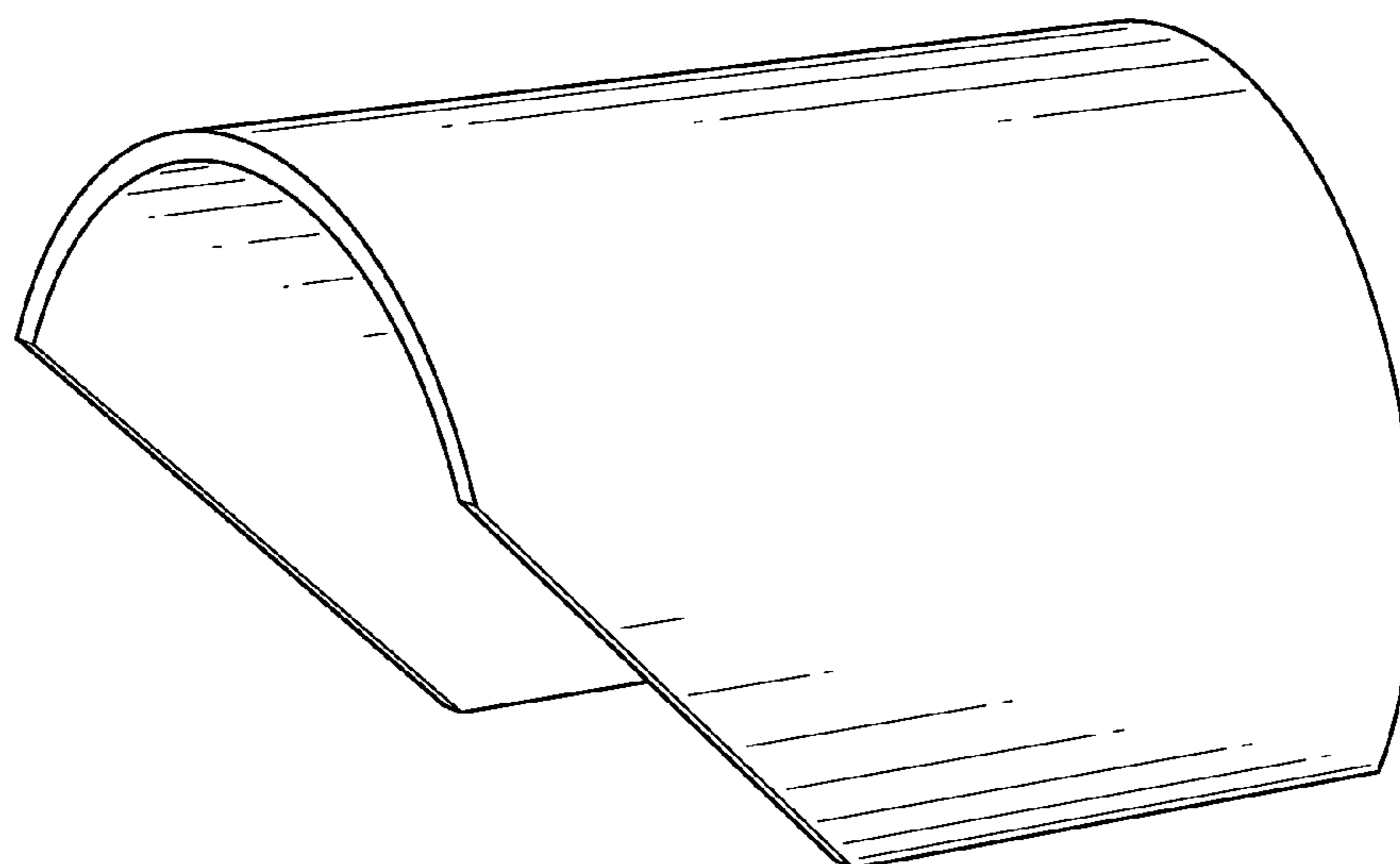


FIG. 1

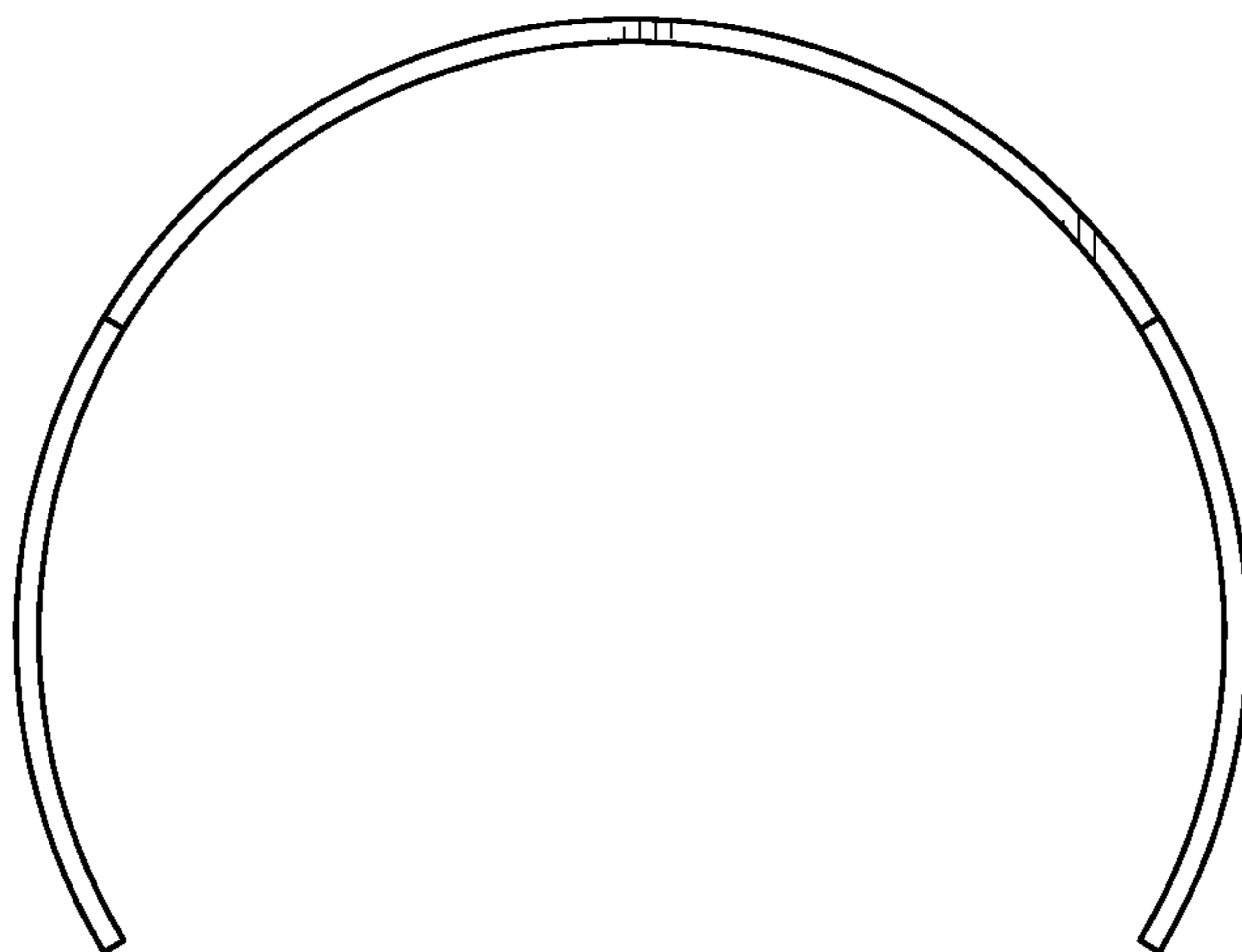


FIG. 2

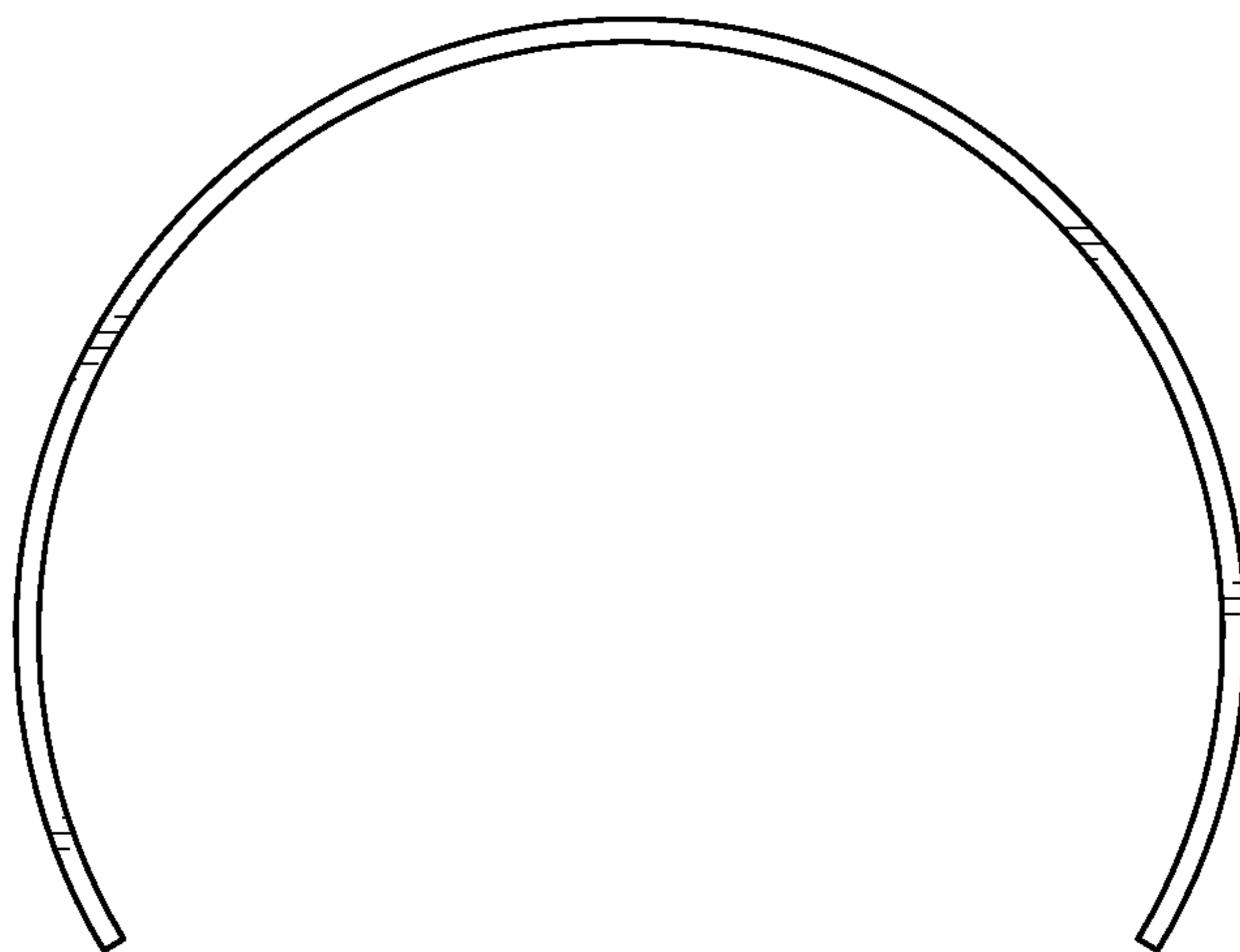


FIG. 3



FIG.4

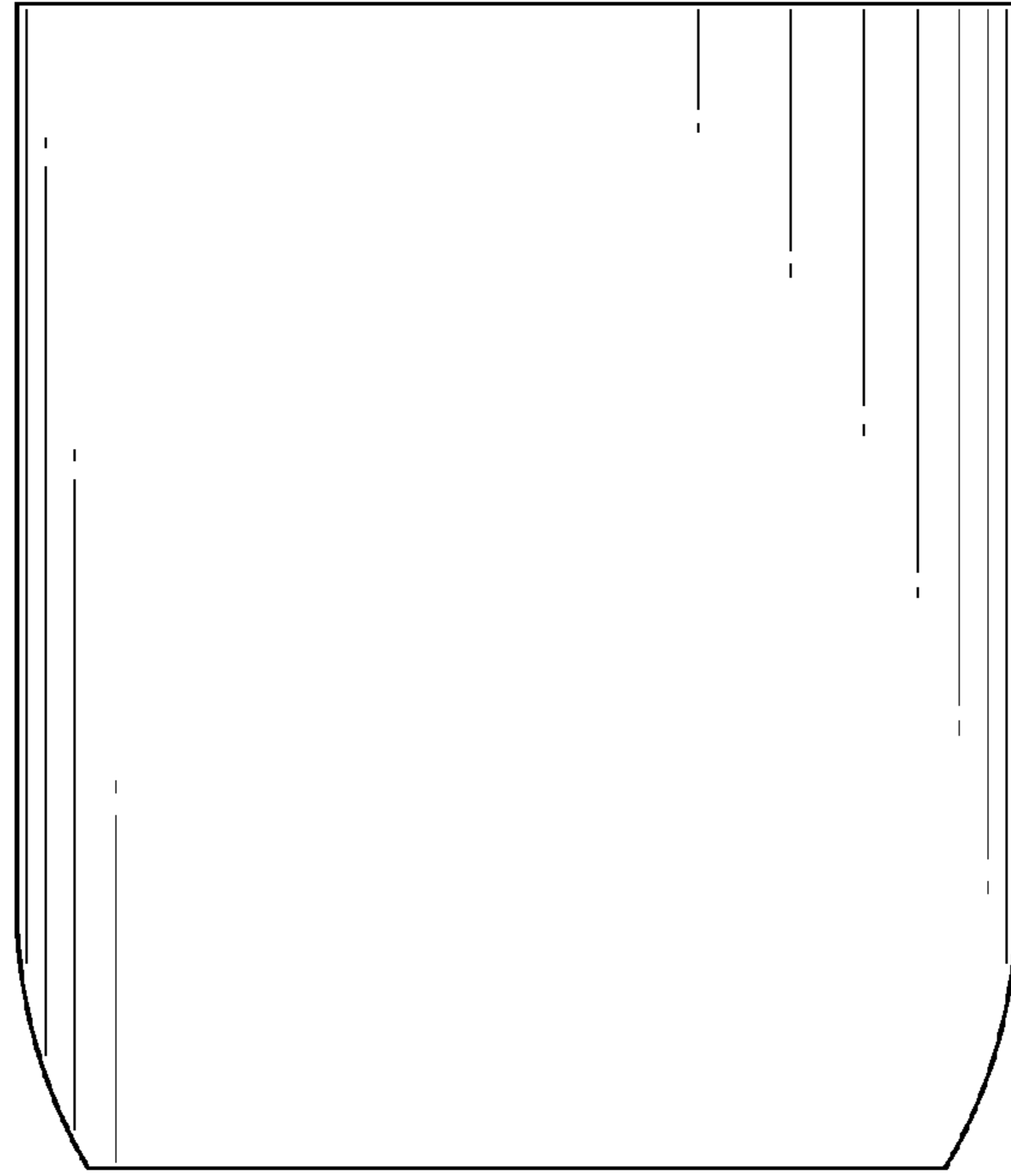


FIG. 5

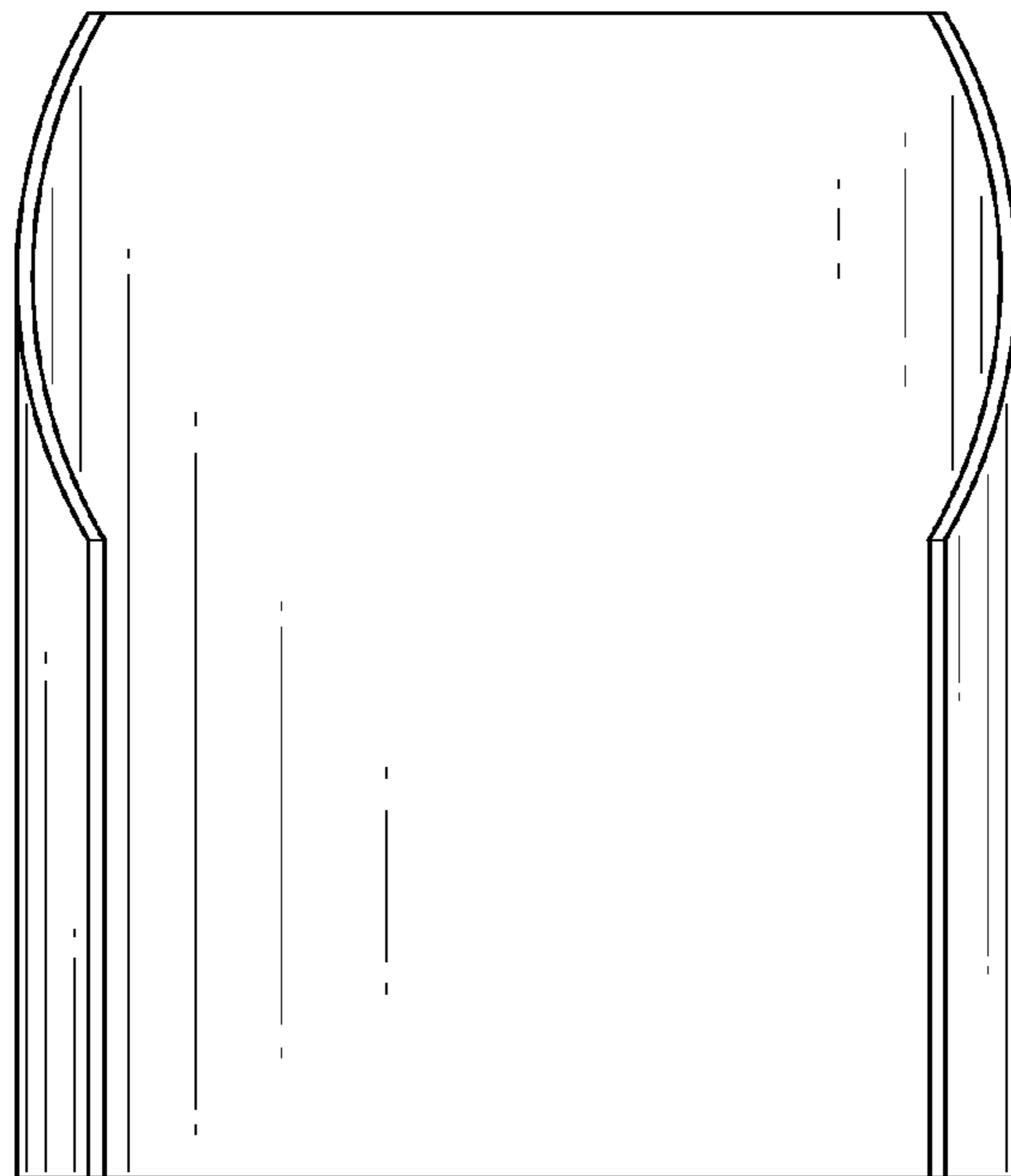


FIG. 6

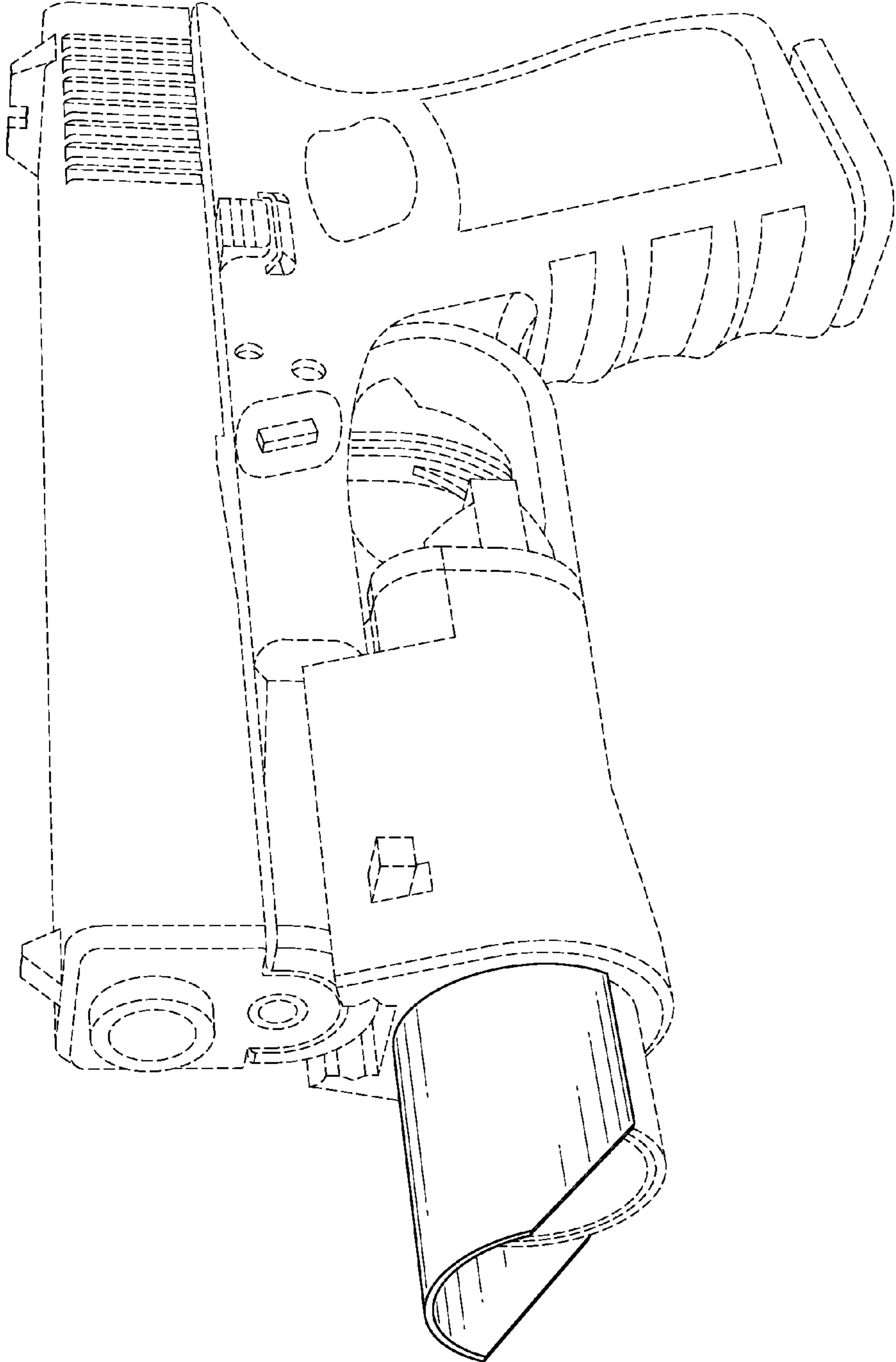


FIG. 7