



US00D707317S

(12) **United States Design Patent**
Aguayo et al.

(10) **Patent No.:** **US D707,317 S**
(45) **Date of Patent:** **** Jun. 17, 2014**

- (54) **STRIKING FACE FOR GOLF CLUB HEAD**
- (71) Applicant: **Dunlop Sports Company, Ltd.**, Kobe (JP)
- (72) Inventors: **Roberto Aguayo**, Downey, CA (US); **Jeffrey D. Brunski**, Los Angeles, CA (US); **Matthew R. Daraskavich**, Huntington Beach, CA (US); **Patrick Ripp**, Seal Beach, CA (US)
- (73) Assignee: **Dunlop Sports Co., Ltd.**, Kobe (JP)
- (**) Term: **14 Years**
- (21) Appl. No.: **29/457,820**
- (22) Filed: **Jun. 13, 2013**
- (51) **LOC (10) Cl.** **21-02**
- (52) **U.S. Cl.**
USPC **D21/759**
- (58) **Field of Classification Search**
USPC D21/747-751, 759; 473/324-331, 350
See application file for complete search history.

5,967,903	A *	10/1999	Cheng	473/342
D420,079	S *	2/2000	Frazetta	D21/747
D478,949	S *	8/2003	DeLaCruz	D21/747
D570,934	S *	6/2008	Ban et al.	D21/744
D588,222	S *	3/2009	Takahashi	D21/759
D588,666	S *	3/2009	Takahashi	D21/759
7,594,863	B2	9/2009	Ban		
D606,605	S *	12/2009	Wada et al.	D21/759

(Continued)

OTHER PUBLICATIONS

Publication on Golf.com dated Nov. 10, 2011; <http://www.golf.com/equipment/nike-vr-pro-forged-ds-wedge>.

(Continued)

Primary Examiner — Mitchell Siegel
(74) *Attorney, Agent, or Firm* — Klein, O'Neill & Singh, LLP

(57) **CLAIM**
The ornamental design for a striking face for a golf club head, as shown and described.

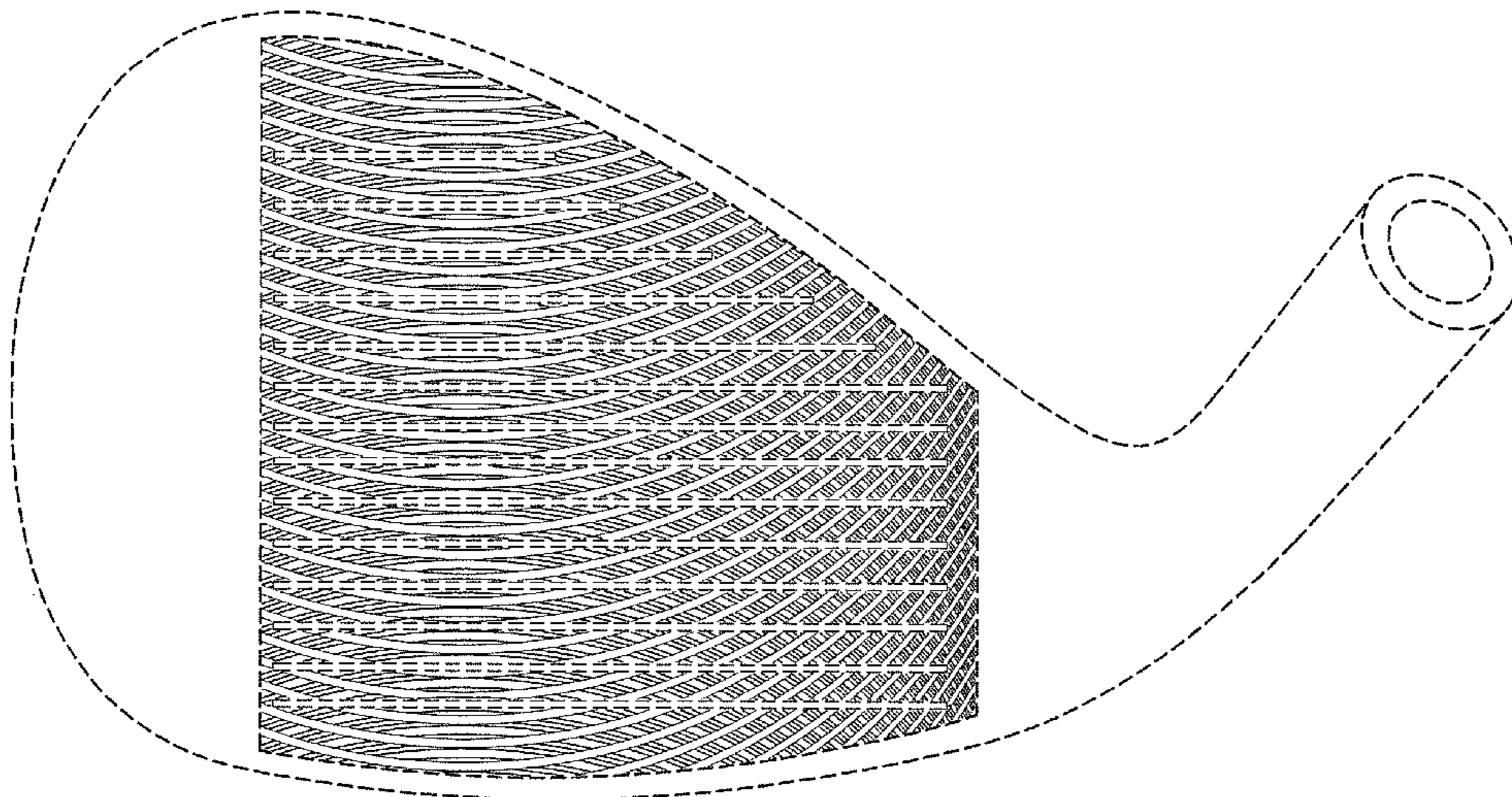
DESCRIPTION

FIG. 1 is a front elevational view of the striking face of golf club head according to the present design; FIG. 2 is an enlarge front elevational view thereof; FIG. 3 is a detailed elevational view of a portion of the striking face indicated by the dashed circle 3 of FIG. 2; FIG. 4 is a cross sectional view taken on line 4-4 of FIG. 3; FIG. 5 is a top plan view of FIG. 1; FIG. 6 is a bottom plan view of FIG. 1; FIG. 7 is a left side elevational view of FIG. 1; FIG. 8 is a right side elevational view of FIG. 1; and, FIG. 9 is a rear elevational view of FIG. 1. The phantom lining illustrates environmental structure that forms no part of the claimed design.

1 Claim, 9 Drawing Sheets

(56) **References Cited**
U.S. PATENT DOCUMENTS

1,289,553	A *	12/1918	Sanders	473/331
1,965,954	A *	7/1934	Davis	473/242
D257,736	S *	12/1980	Lyon et al.	D21/750
5,176,384	A *	1/1993	Sata et al.	473/329
5,398,929	A *	3/1995	Kitaichi	473/329
5,403,007	A *	4/1995	Chen	473/342
5,447,311	A *	9/1995	Viollaz et al.	473/342
5,472,201	A *	12/1995	Aizawa et al.	473/329
5,643,103	A *	7/1997	Aizawa	473/290
D395,476	S *	6/1998	Pond et al.	D21/747
D399,276	S *	10/1998	Hettinger et al.	D21/747
D399,277	S *	10/1998	Ezaki	D21/747
D399,549	S *	10/1998	Hettinger et al.	D21/759



(56)

References Cited

U.S. PATENT DOCUMENTS

D607,070 S * 12/2009 Wada et al. D21/759
D607,071 S * 12/2009 Wada et al. D21/759
7,695,377 B2 4/2010 Yamagishi et al.
D617,406 S * 6/2010 Carlyle et al. D21/759
7,918,747 B2 4/2011 Johnson et al.
D643,490 S * 8/2011 Wada et al. D21/759
8,012,036 B2 * 9/2011 Nakamura 473/290
D658,248 S * 4/2012 Nunez et al. D21/759
2008/0020859 A1 * 1/2008 Yamagishi et al. 473/324

2008/0051212 A1 2/2008 Voges
2008/0125241 A1 * 5/2008 Tateno et al. 473/331
2011/0111883 A1 5/2011 Cackett
2011/0165963 A1 7/2011 Cackett et al.
2011/0256956 A1 10/2011 Hocknell et al.

OTHER PUBLICATIONS

Photograph of golf club described in Nov. 10, 2011 publication on Golf.com.

* cited by examiner

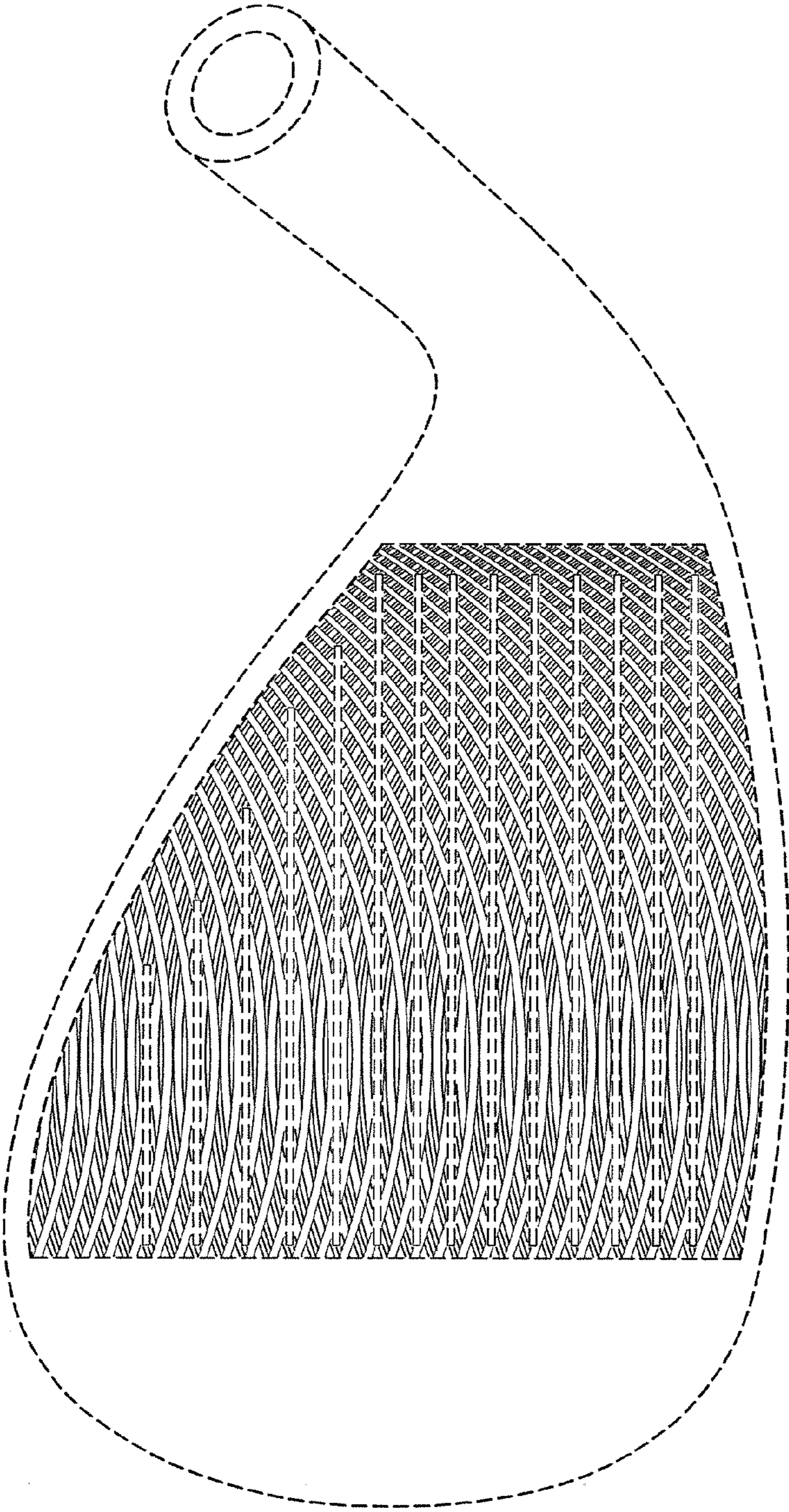


FIG. 1

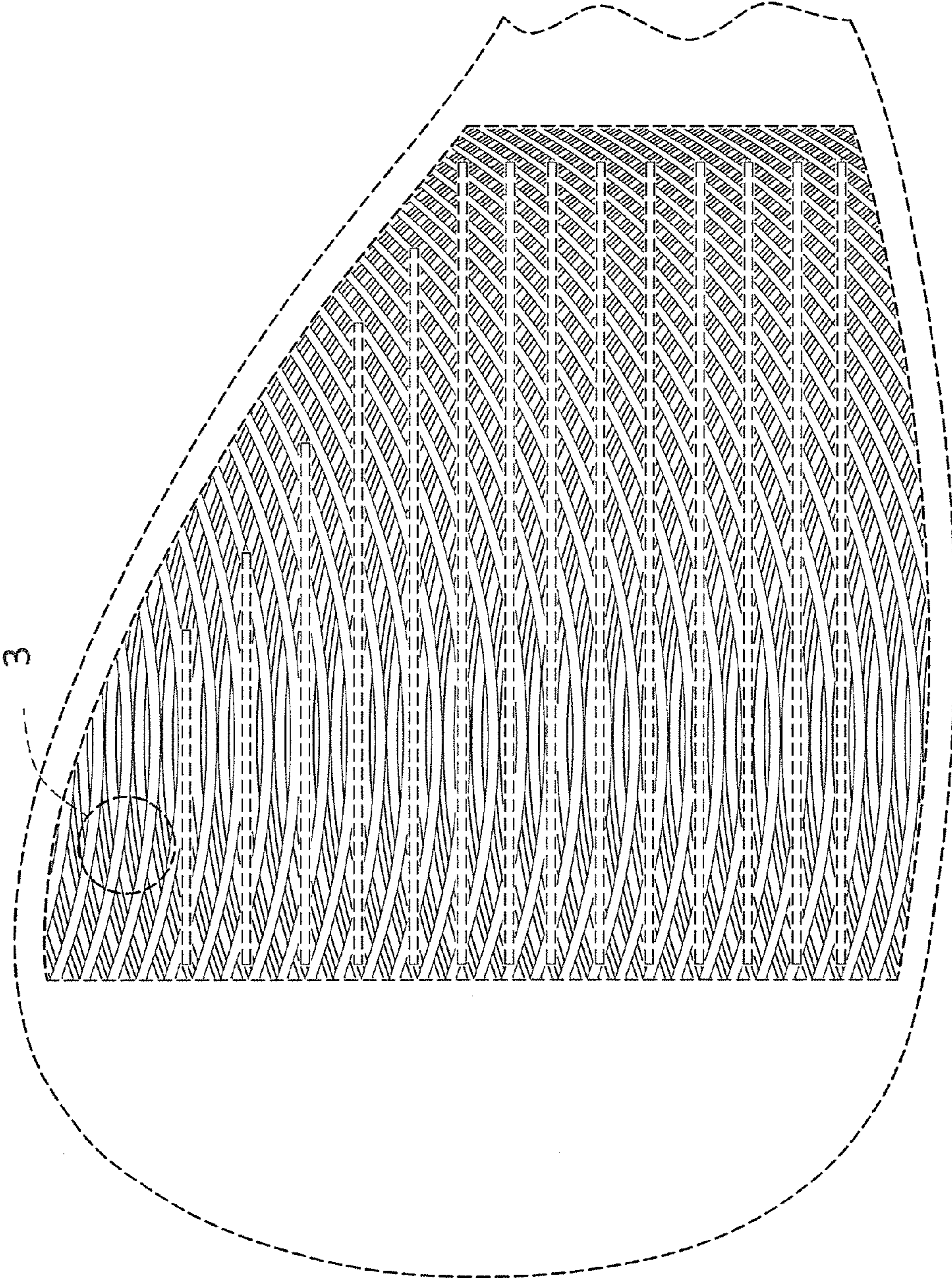


FIG. 2

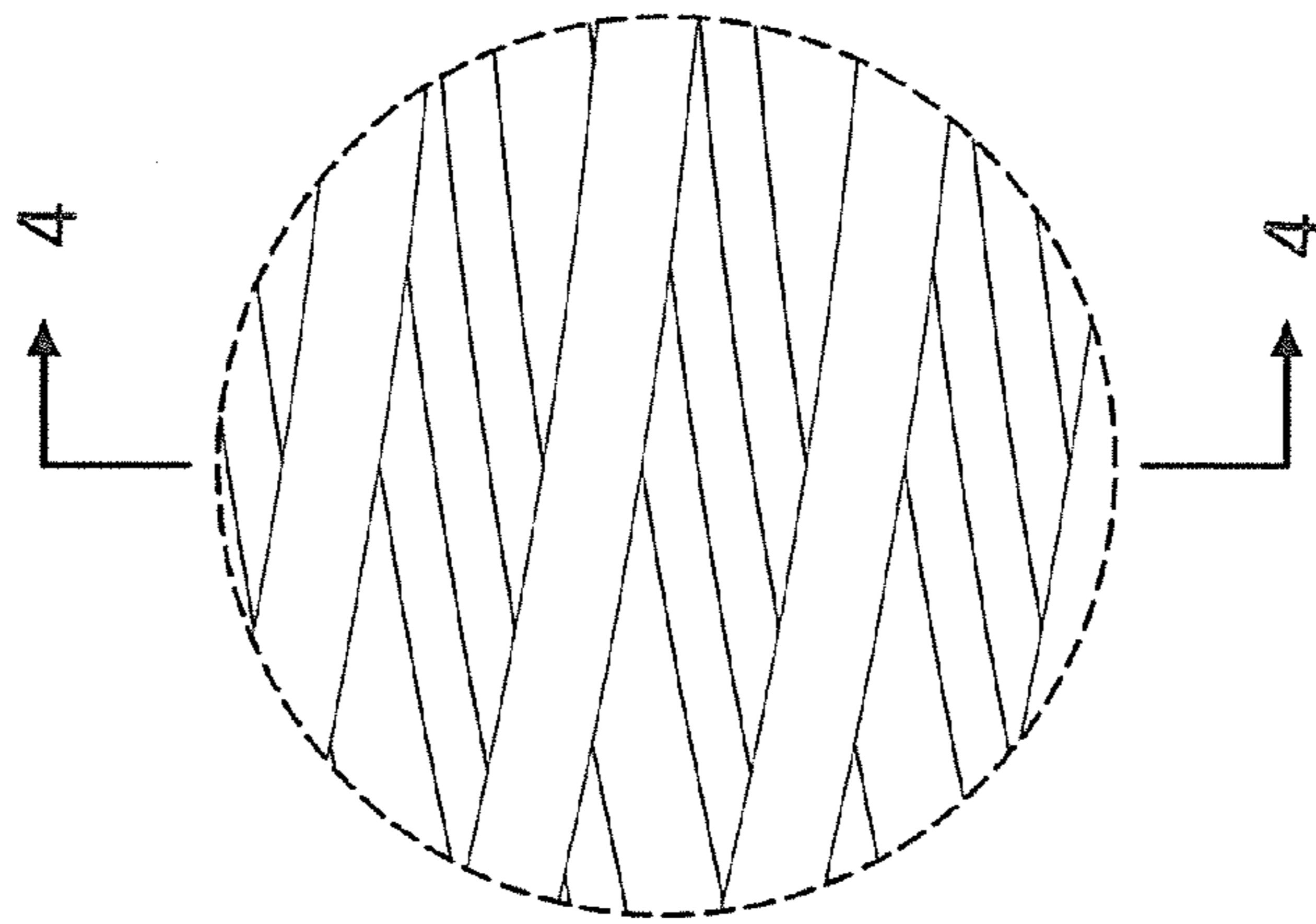


FIG. 3

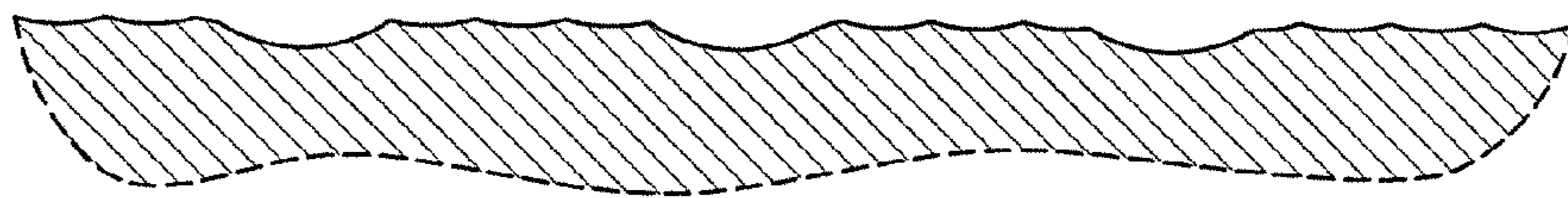


FIG. 4

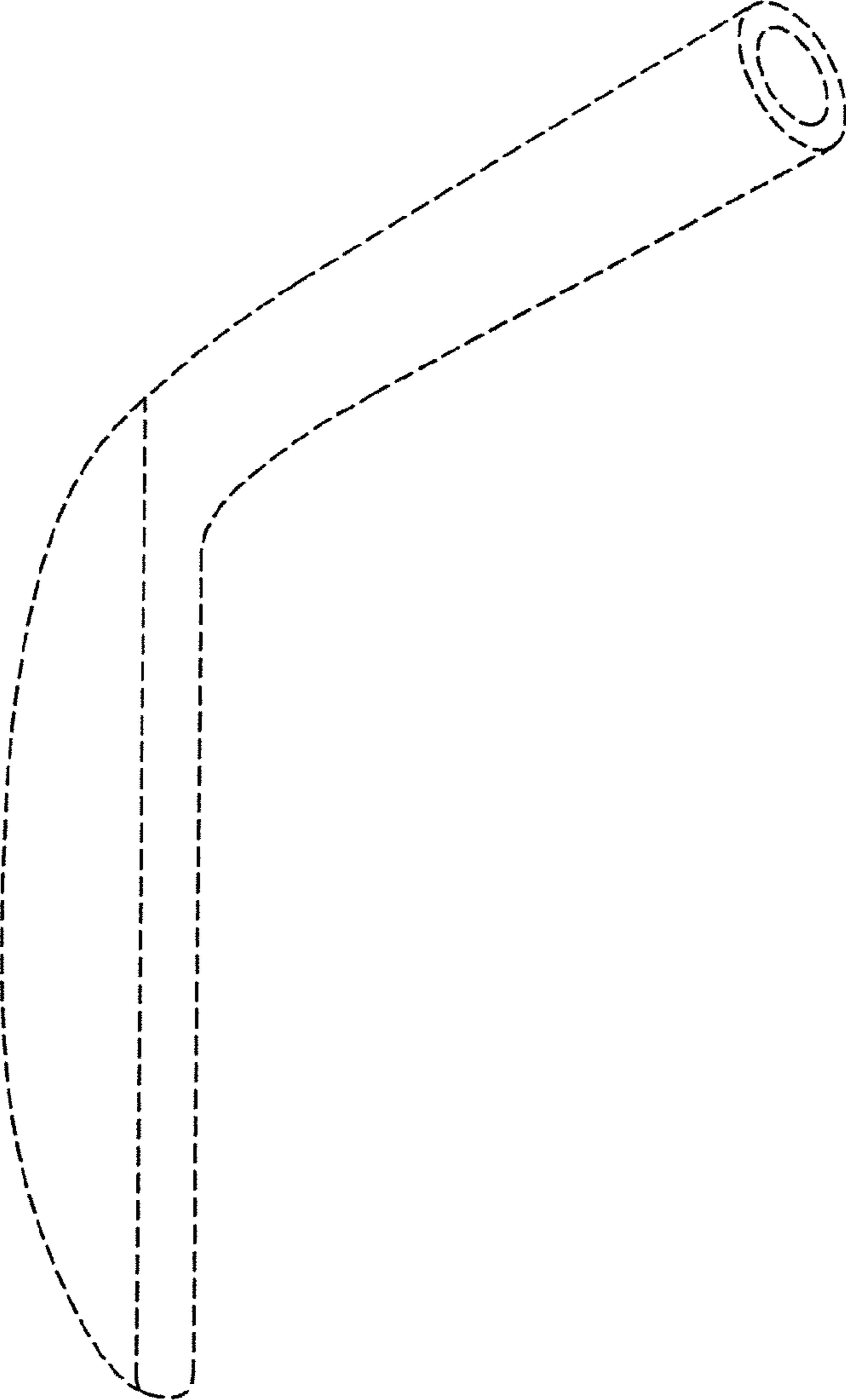


FIG. 5

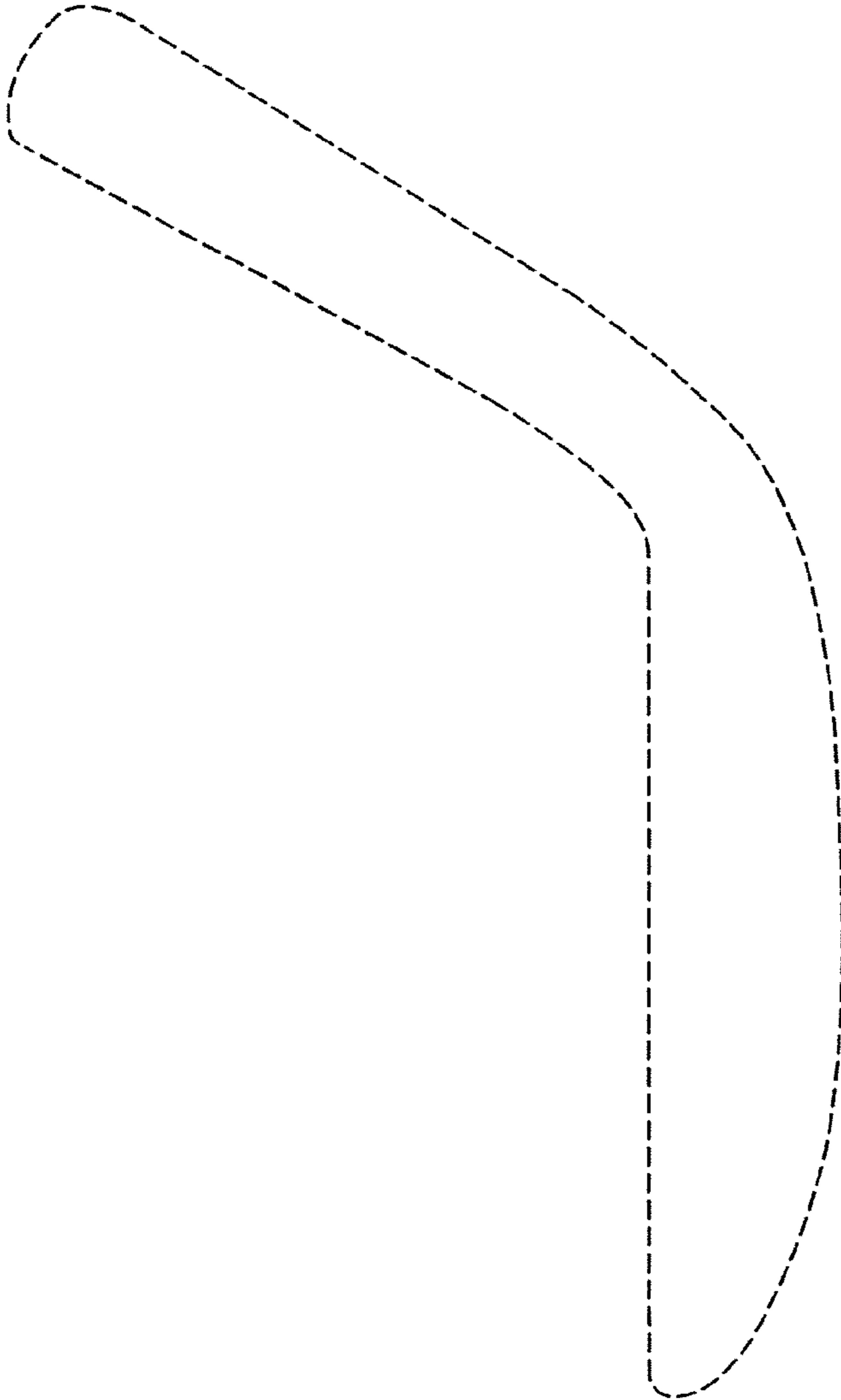


FIG. 6

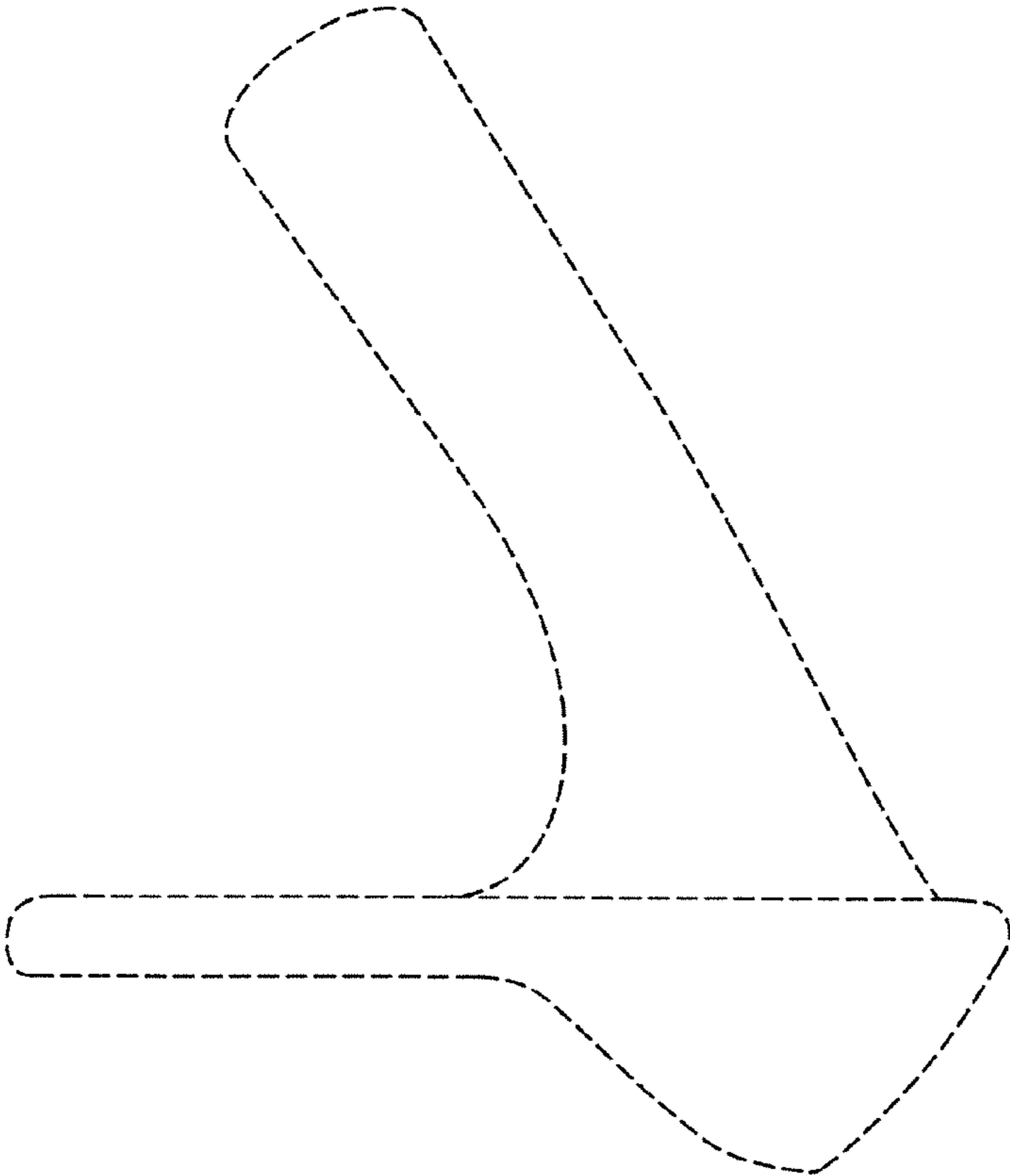


FIG. 7

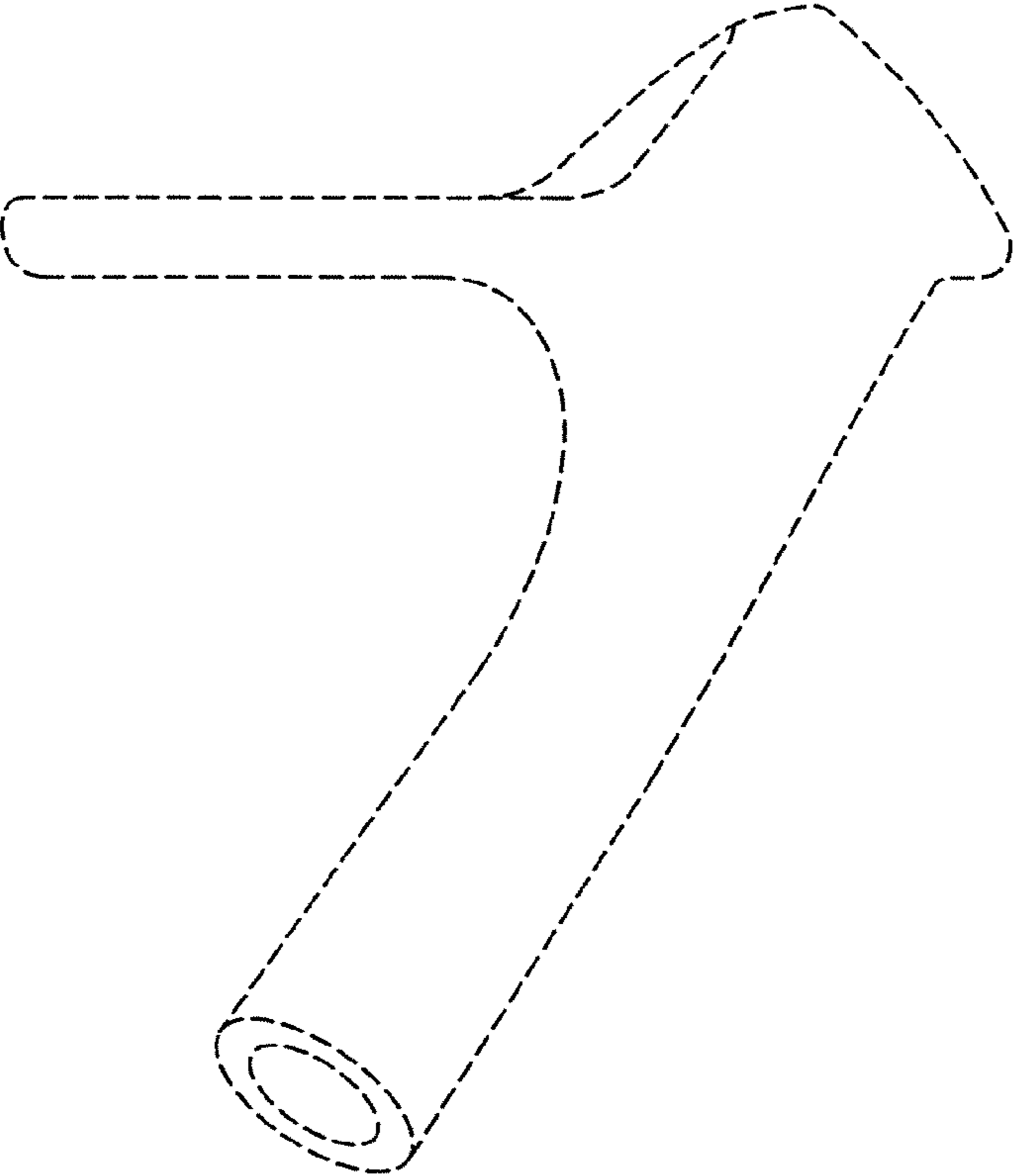


FIG. 8

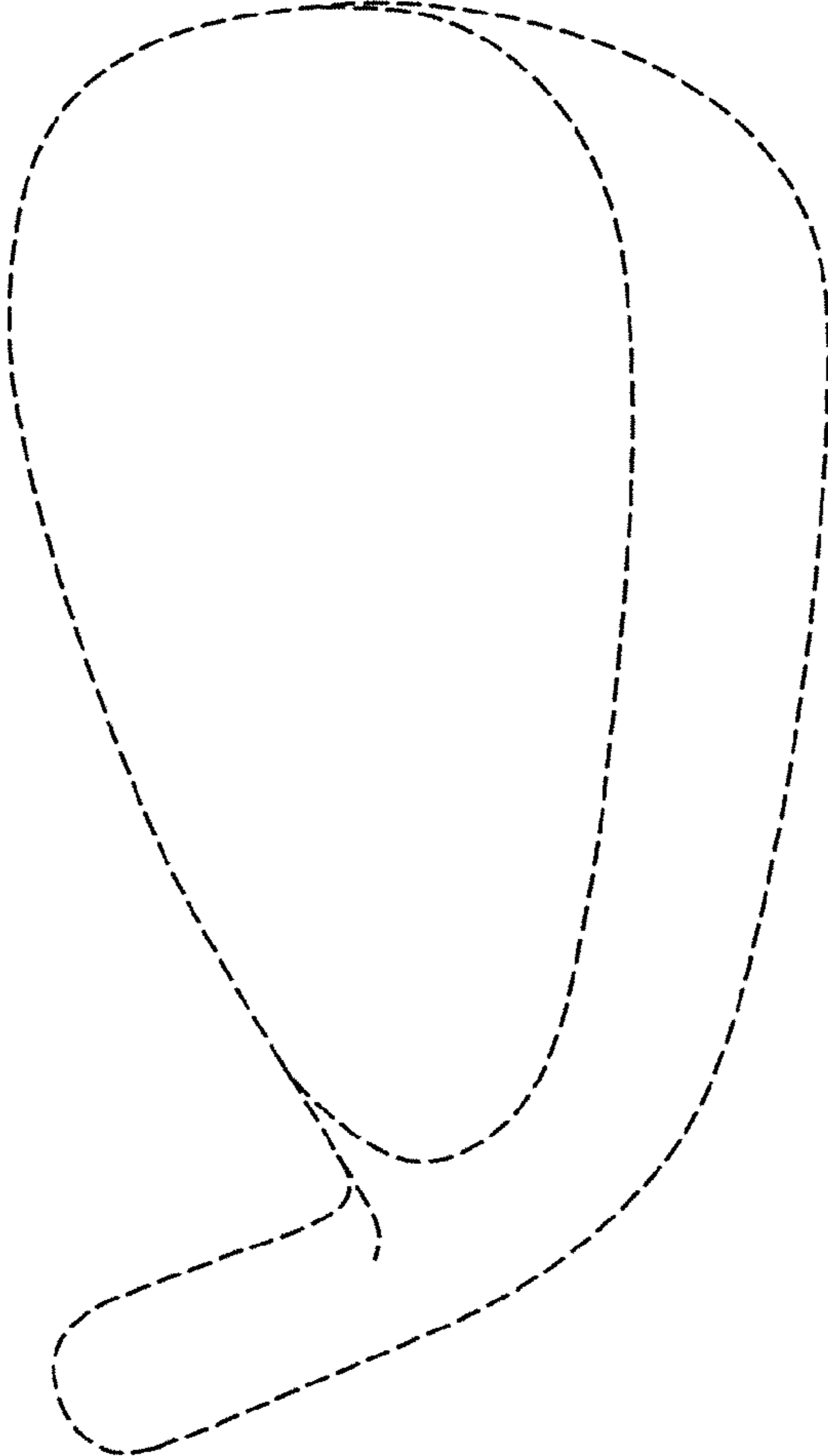


FIG. 9