



US00D707310S

(12) **United States Design Patent**  
**Carlson**

(10) **Patent No.:** **US D707,310 S**

(45) **Date of Patent:** **\*\* \*Jun. 17, 2014**

- (54) **TOY**
- (71) Applicant: **Erica Carlson**, Deerfield Beach, FL  
(US)
- (72) Inventor: **Erica Carlson**, Deerfield Beach, FL  
(US)
- (73) Assignee: **Idea Village Products Corp.**, Wayne, NJ  
(US)
- (\*) Notice: This patent is subject to a terminal disclaimer.

D281,266 S *	11/1985	Insetta .....	D21/620
D283,038 S *	3/1986	Knight .....	D21/620
D283,412 S *	4/1986	Carbajales Santa-Eulalia et al. ....	D11/159
D284,595 S *	7/1986	Herndon .....	D21/620
4,854,908 A *	8/1989	Shively .....	D11/159
D315,582 S *	3/1991	Tucker .....	D21/620
D408,197 S *	4/1999	Bear .....	D6/598
D428,627 S *	7/2000	Sorenson .....	D21/620
D432,591 S *	10/2000	Reithmeier .....	D21/620
D472,944 S *	4/2003	Jacobs .....	D21/620
D520,676 S *	5/2006	Chen .....	D21/620
D531,681 S *	11/2006	Larian et al. ....	D21/620
D534,594 S *	1/2007	Revere .....	D21/620
D636,034 S *	4/2011	Oestreicher et al. ....	D21/620

(\*\*) Term: **14 Years**

\* cited by examiner

(21) Appl. No.: **29/463,043**

*Primary Examiner* — Sandra Morris

(22) Filed: **Jul. 12, 2013**

(74) *Attorney, Agent, or Firm* — Dan DeLaRosa

(51) **LOC (10) Cl.** ..... **21-01**

(52) **U.S. Cl.**  
USPC ..... **D21/620**

(58) **Field of Classification Search**  
USPC ..... D21/576–578, 585, 587–588, 620;  
446/72–73, 97–98, 268–269, 297, 369;  
D6/598; D11/158, 162; D30/160  
See application file for complete search history.

(57) **CLAIM**

The ornamental design for a toy, as shown and described.

(56) **References Cited**


U.S. PATENT DOCUMENTS

D140,488 S *	2/1945	Szrajer .....	D21/620
D237,513 S *	11/1975	Cox .....	D21/620
D258,371 S *	2/1981	Cox .....	D21/620
D276,641 S *	12/1984	Paczko .....	D21/620
D280,191 S *	8/1985	Carbajales Santa-Eulalia et al. ....	D11/159

**DESCRIPTION**

FIG. 1 is a front perspective view of the toy of the present invention showing my new design;  
FIG. 2 is a front side elevational view thereof;  
FIG. 3 is a back side elevational view thereof;  
FIG. 4 is a side elevational view thereof;  
FIG. 5 is another side elevational view thereof;  
FIG. 6 is a top plan view thereof; and,  
FIG. 7 is a bottom plan view thereof.  
The broken lines in the drawings are for illustrative purposes only, and form no part of the claim.

**1 Claim, 7 Drawing Sheets**






FIG. 1




FIG. 2

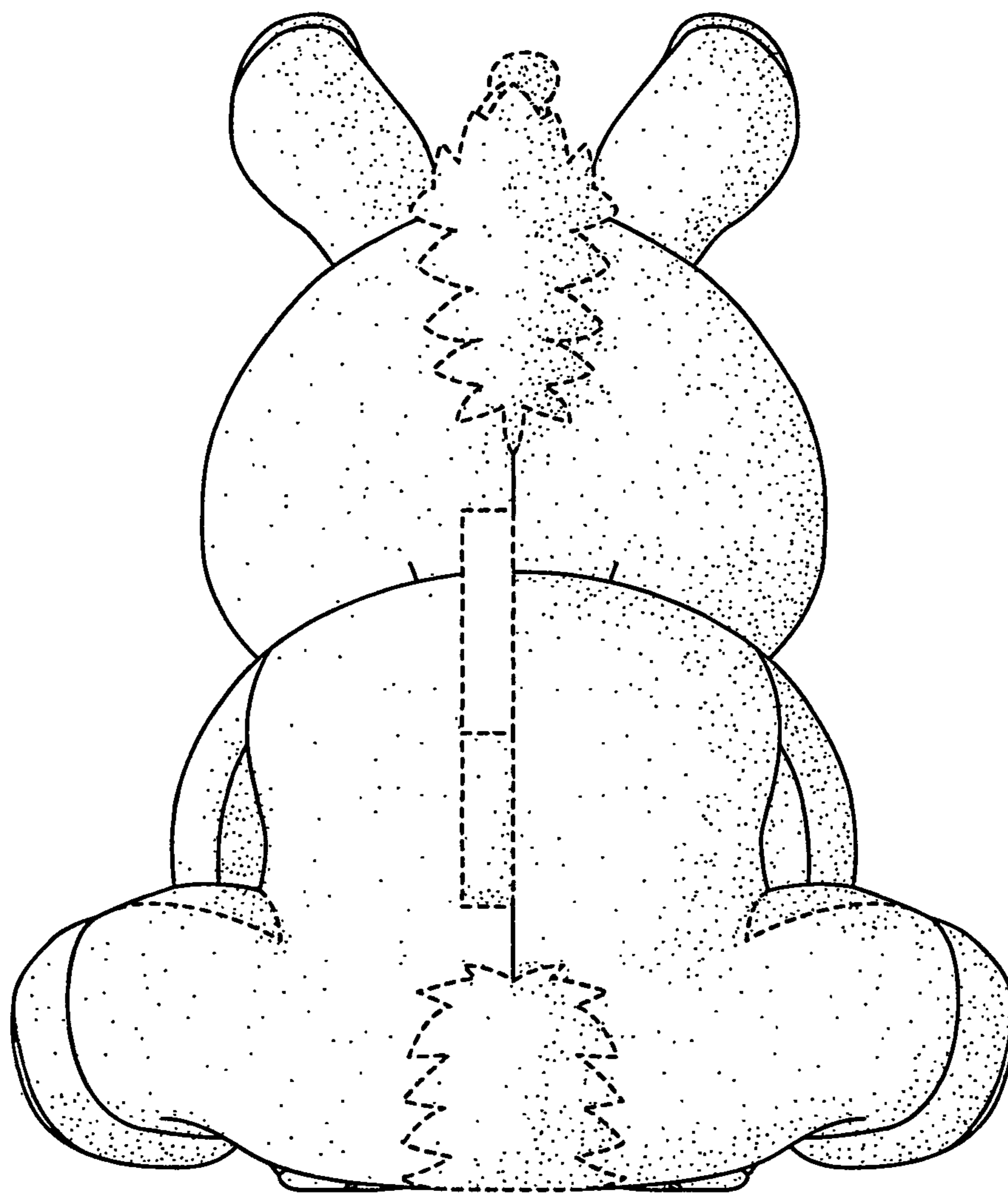


FIG. 3

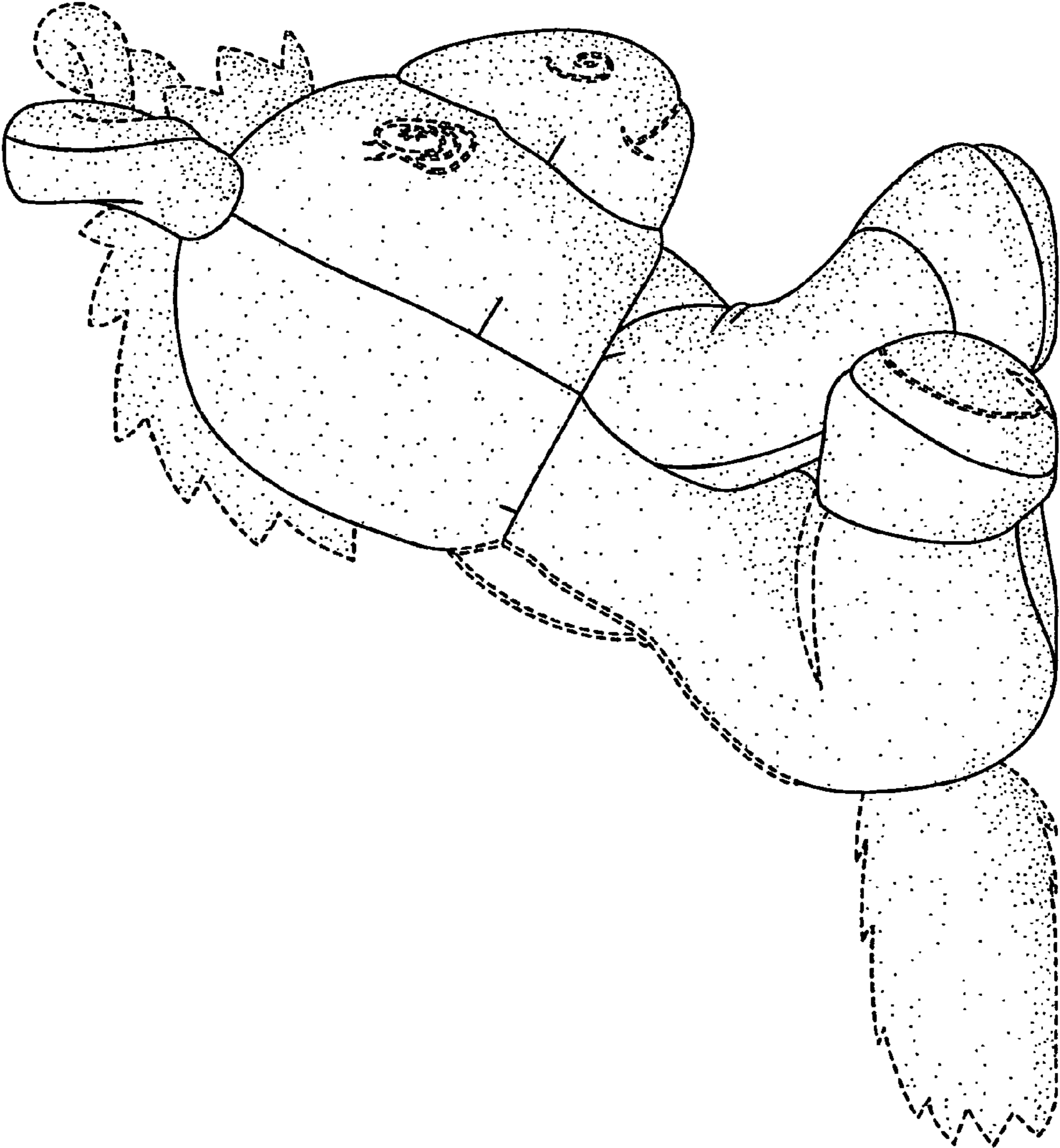


FIG. 4

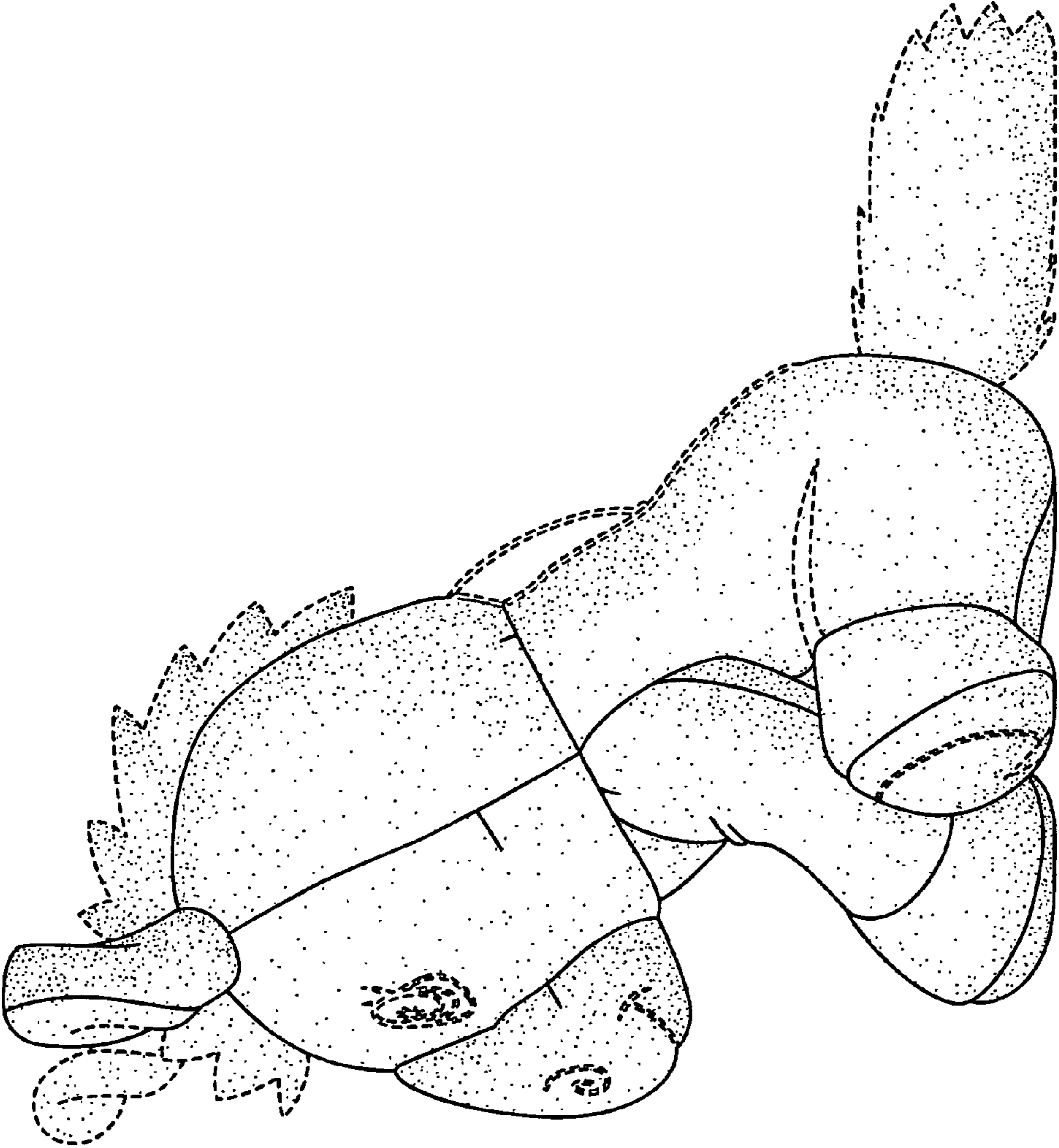


FIG. 5

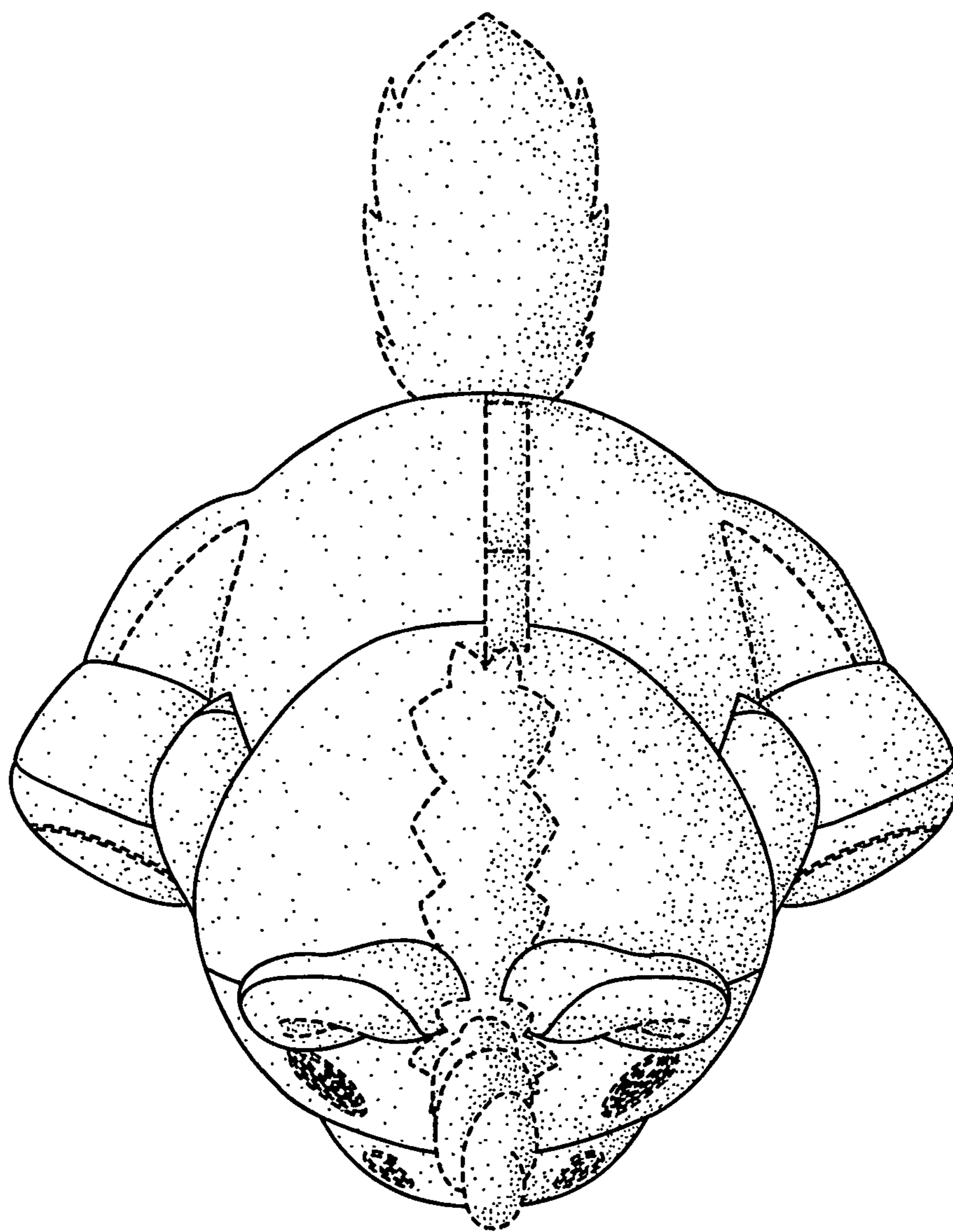


FIG. 6

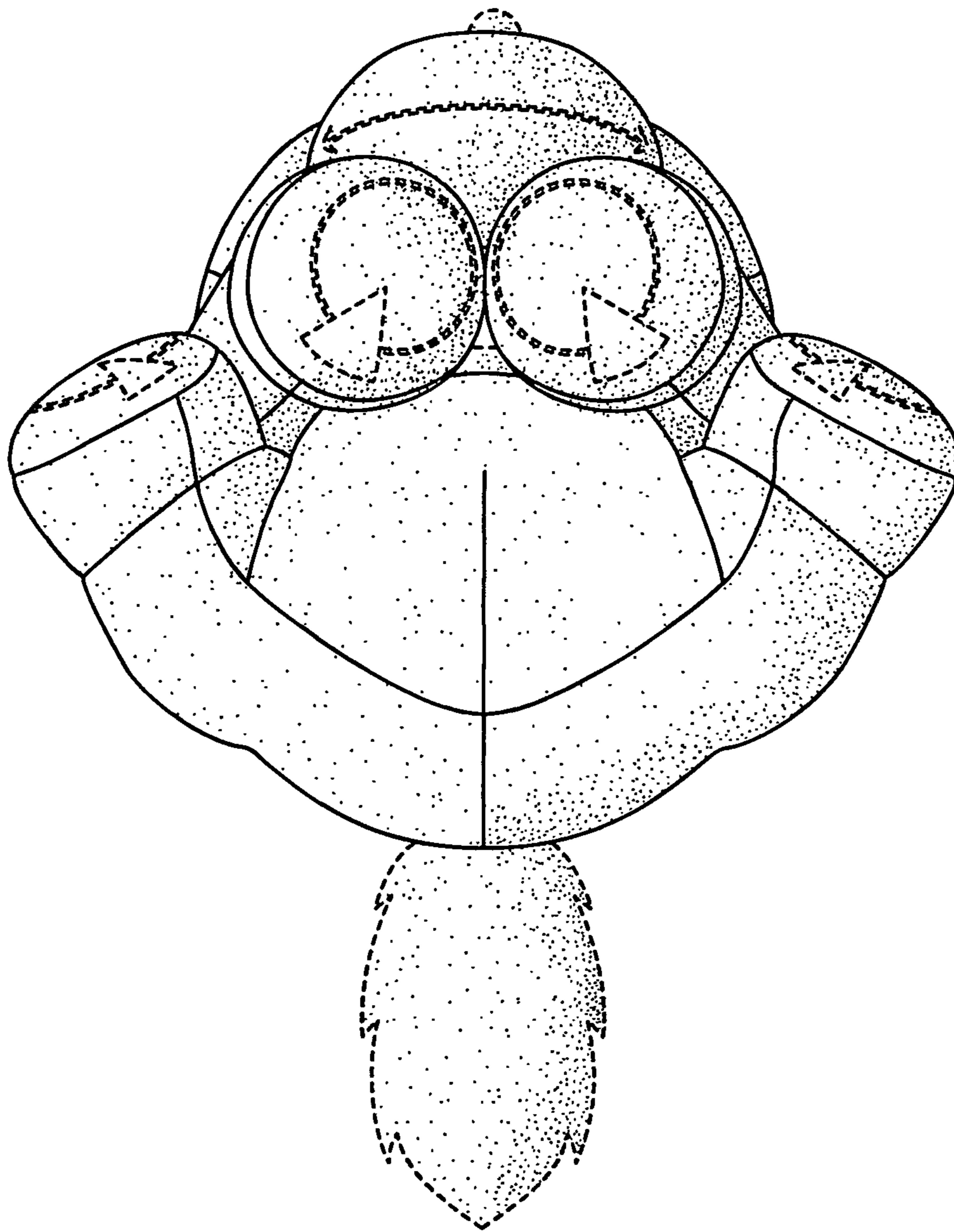


FIG. 7