



US00D707303S

(12) **United States Design Patent**  
**Saber et al.**

(10) **Patent No.:** **US D707,303 S**  
(45) **Date of Patent:** **\*\* Jun. 17, 2014**

- (54) **TOY**
- (71) Applicants: **Michael A. Saber**, Denver, CO (US);  
**Joseph A. Buescher**, Littleton, CO (US)
- (72) Inventors: **Michael A. Saber**, Denver, CO (US);  
**Joseph A. Buescher**, Littleton, CO (US)
- (73) Assignee: **Chilkoot Trail Ventures, LLC**,  
Littleton, CO (US)
- (\*\*) Term: **14 Years**
- (21) Appl. No.: **29/467,134**
- (22) Filed: **Sep. 16, 2013**

**Related U.S. Application Data**

- (63) Continuation-in-part of application No. 29/451,387,  
filed on Apr. 1, 2013, now Pat. No. Des. 695,358.
- (51) **LOC (10) Cl.** ..... **21-01**
- (52) **U.S. Cl.**  
USPC ..... **D21/398; D21/707**
- (58) **Field of Classification Search**  
USPC ..... D21/398, 404, 405, 406, 408, 468, 473,  
D21/478, 479, 483, 484, 485, 488, 493, 497,  
D21/498, 501–503, 533, 561, 562, 680, 682,  
D21/684, 694, 707–714, 791, 811, 812, 814,  
D21/826; D30/160; 473/569–577, 587, 588,  
473/589, 594–596, 609–614; 119/707–711;  
428/11; 446/240, 255, 431, 437, 450,  
446/486, 489, 491, 85, 102–128  
See application file for complete search history.

- (56) **References Cited**  
U.S. PATENT DOCUMENTS

530,116 A 12/1894 Murphy  
2,521,703 A 9/1950 Emmitt

D197,655 S	3/1964	Kuhn
D232,236 S	7/1974	La Borde
D244,628 S	6/1977	Wright
4,302,900 A	12/1981	Rayner
4,850,927 A	7/1989	Caranica
5,033,743 A	7/1991	Wright
5,207,420 A	5/1993	Crawford et al.
D348,915 S	7/1994	Fraser
5,399,136 A	3/1995	Bart
D363,752 S	10/1995	Shumber et al.
D367,504 S	2/1996	Barzani
D400,620 S	11/1998	Barton, Jr.
D408,482 S	4/1999	Morrison
D411,269 S	6/1999	Albarelli, Jr.
6,003,470 A	12/1999	Budman
D418,880 S	1/2000	Albarelli, Jr.
D421,078 S	2/2000	Weiss, Jr.
6,048,283 A	4/2000	Albarelli, Jr.
6,220,980 B1	4/2001	Adler
D468,378 S	1/2003	Routzong
6,651,590 B2	11/2003	Willinger et al.

(Continued)

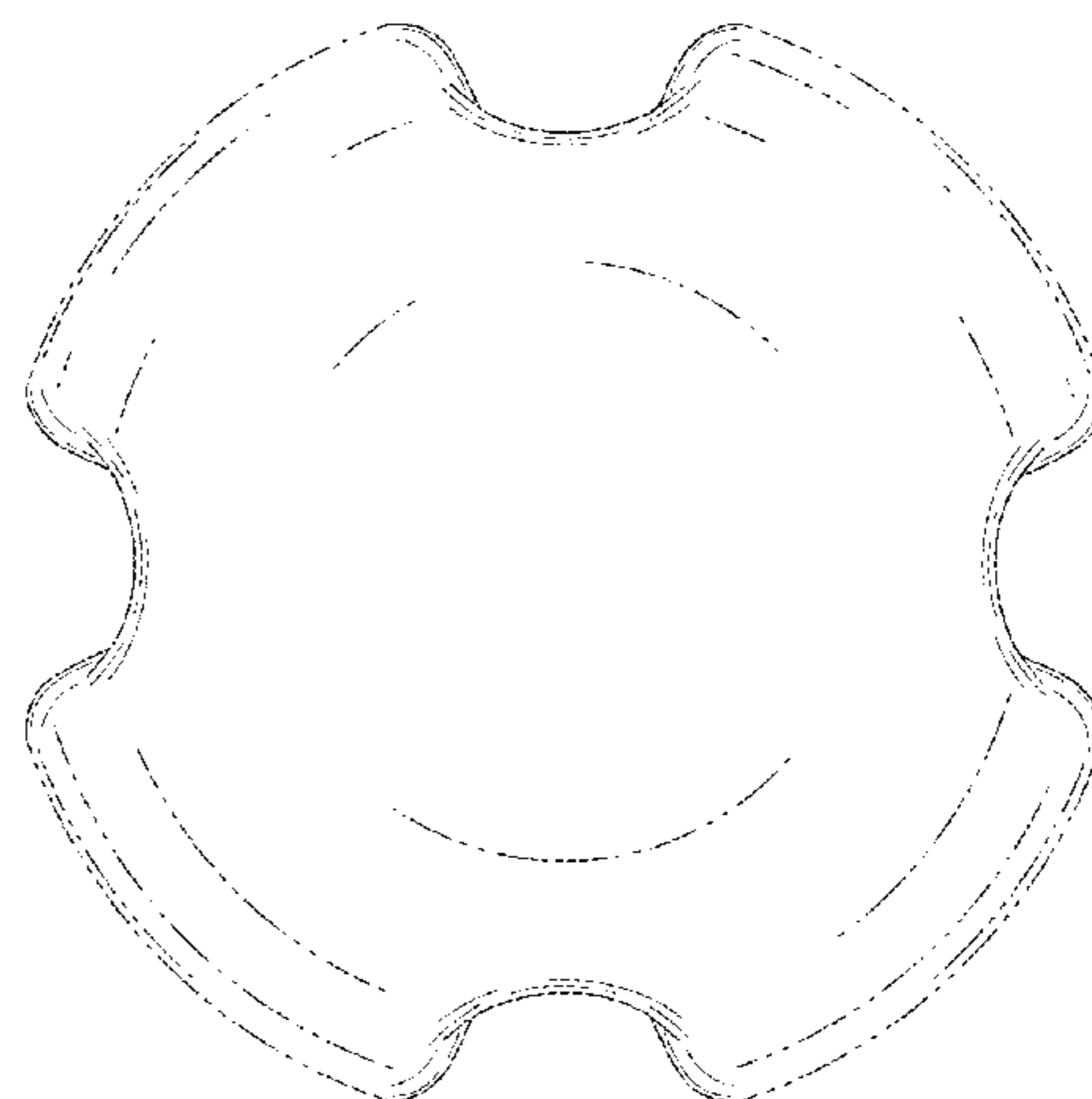
*Primary Examiner* — Catherine Tuttle  
(74) *Attorney, Agent, or Firm* — Mind Law Firm, P.C.;  
Jerome V. Sartain; Justin G. Sanders

(57) **CLAIM**  
The ornamental design for a toy, as shown and described.

**DESCRIPTION**

FIG. 1 is a perspective view of a toy showing our new design;  
FIG. 2 is a front view thereof;  
FIG. 3 is a rear view thereof;  
FIG. 4 is a left side view thereof;  
FIG. 5 is a right side view thereof;  
FIG. 6 is a top view thereof; and,  
FIG. 7 is a bottom view thereof.  
The dot-dot-dash broken lines are included for the purpose of  
illustrating the perimeter and surface portions of the toy that  
form no part of the claimed design.

**1 Claim, 4 Drawing Sheets**



(56)

**References Cited**

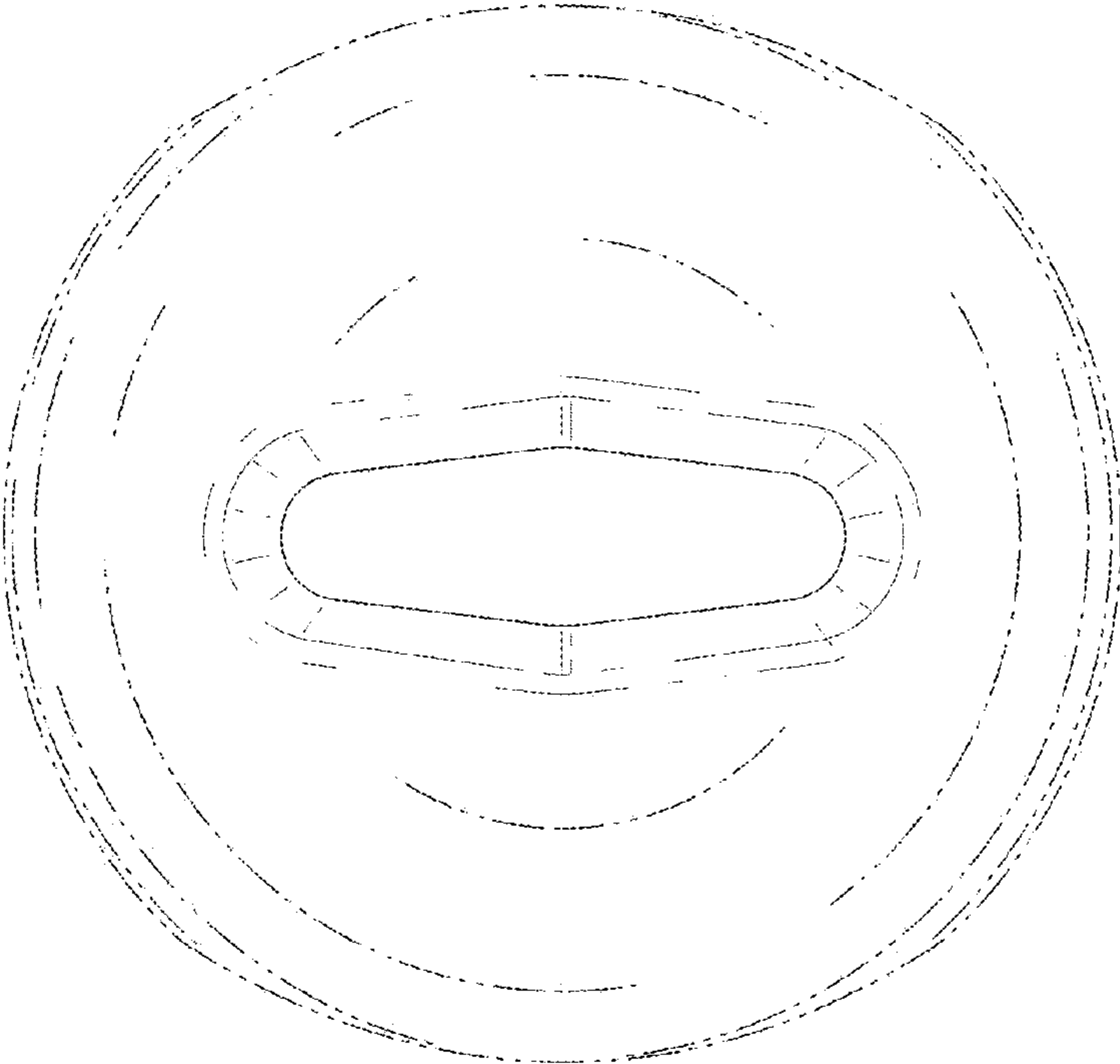
U.S. PATENT DOCUMENTS

6,736,765	B2	5/2004	Wallace et al.	7,326,122	B2	2/2008	Park	
D498,799	S	11/2004	Kerry	D599,963	S *	9/2009	Crane et al. ....	D30/160
D505,233	S	5/2005	Viola	D623,247	S	9/2010	Zawitz	
6,896,578	B2	5/2005	Shaw	D624,251	S	9/2010	Rutherford	
D511,029	S	10/2005	Willinger	D658,243	S	4/2012	Saber et al.	
D545,509	S	6/2007	Wang	D660,384	S	5/2012	Saber et al.	
D549,889	S	8/2007	Winkler et al.	8,312,844	B2	11/2012	Mann	
D553,809	S *	10/2007	Gick .....	D695,358	S *	12/2013	Saber et al. ....	D21/398
			D30/160	2007/0207871	A1	9/2007	Traub	
				2011/0185980	A1	8/2011	Chefetz et al.	
				2013/0074780	A1 *	3/2013	Wechsler .....	119/710

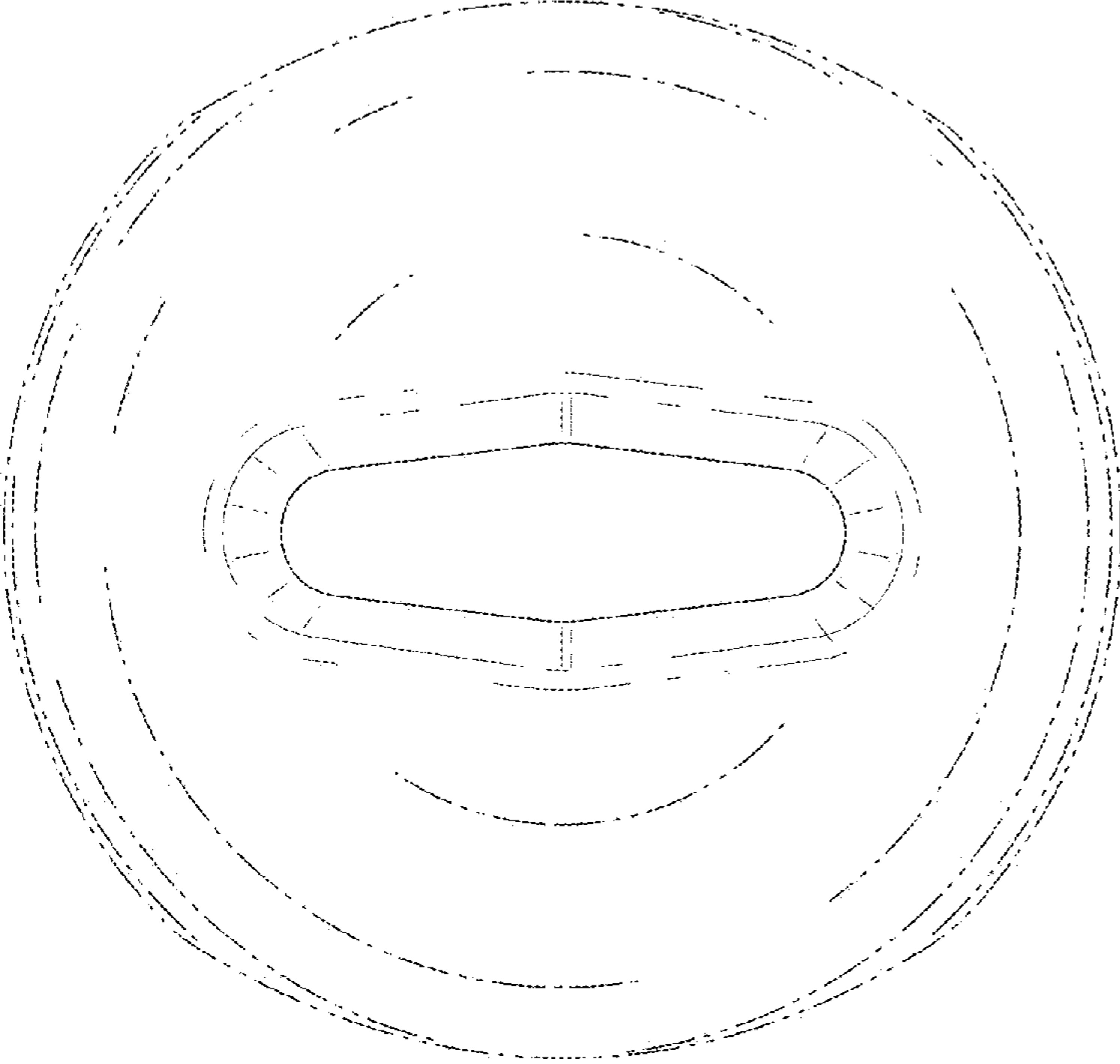
\* cited by examiner




*Fig. 1*



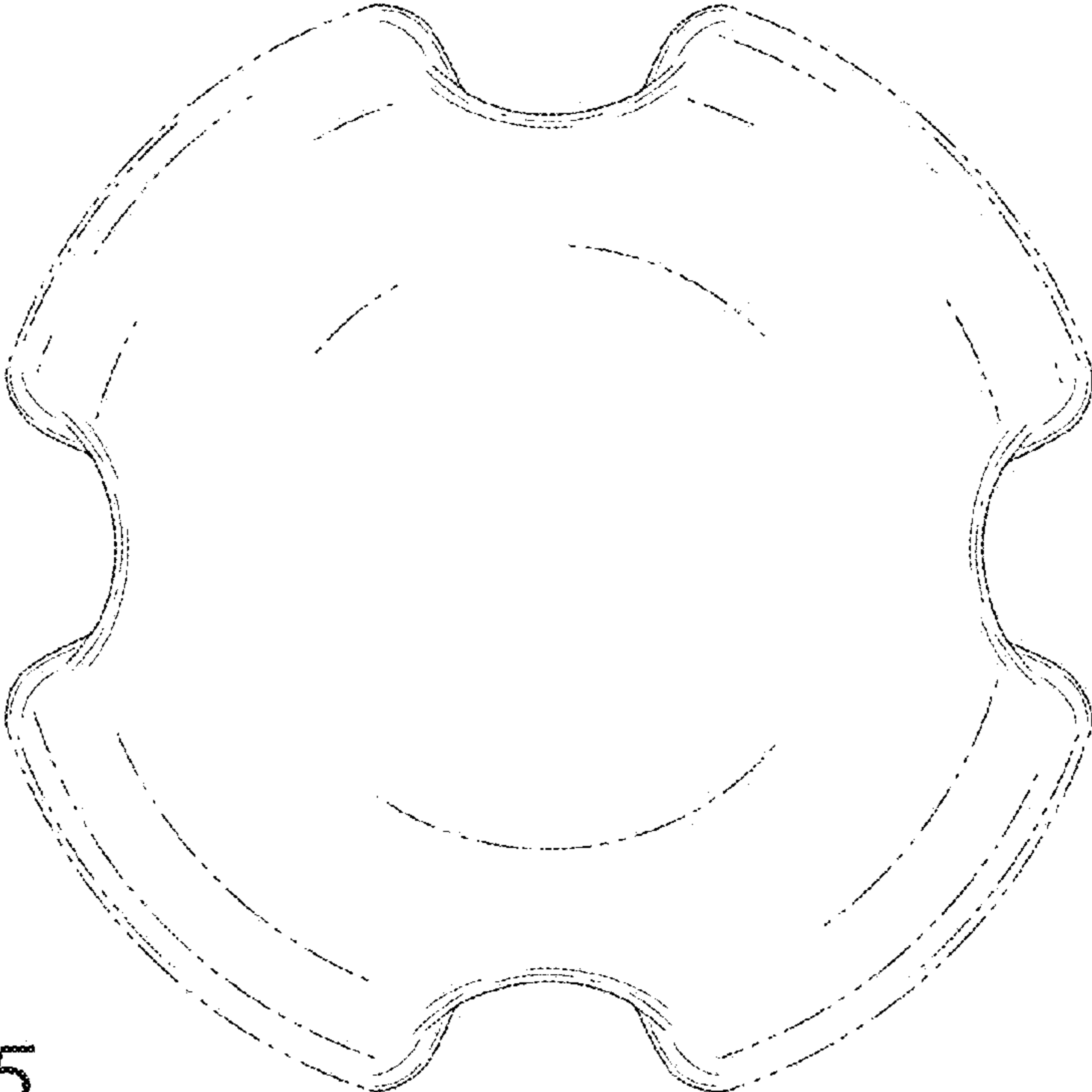
*Fig. 2*



*Fig. 3*

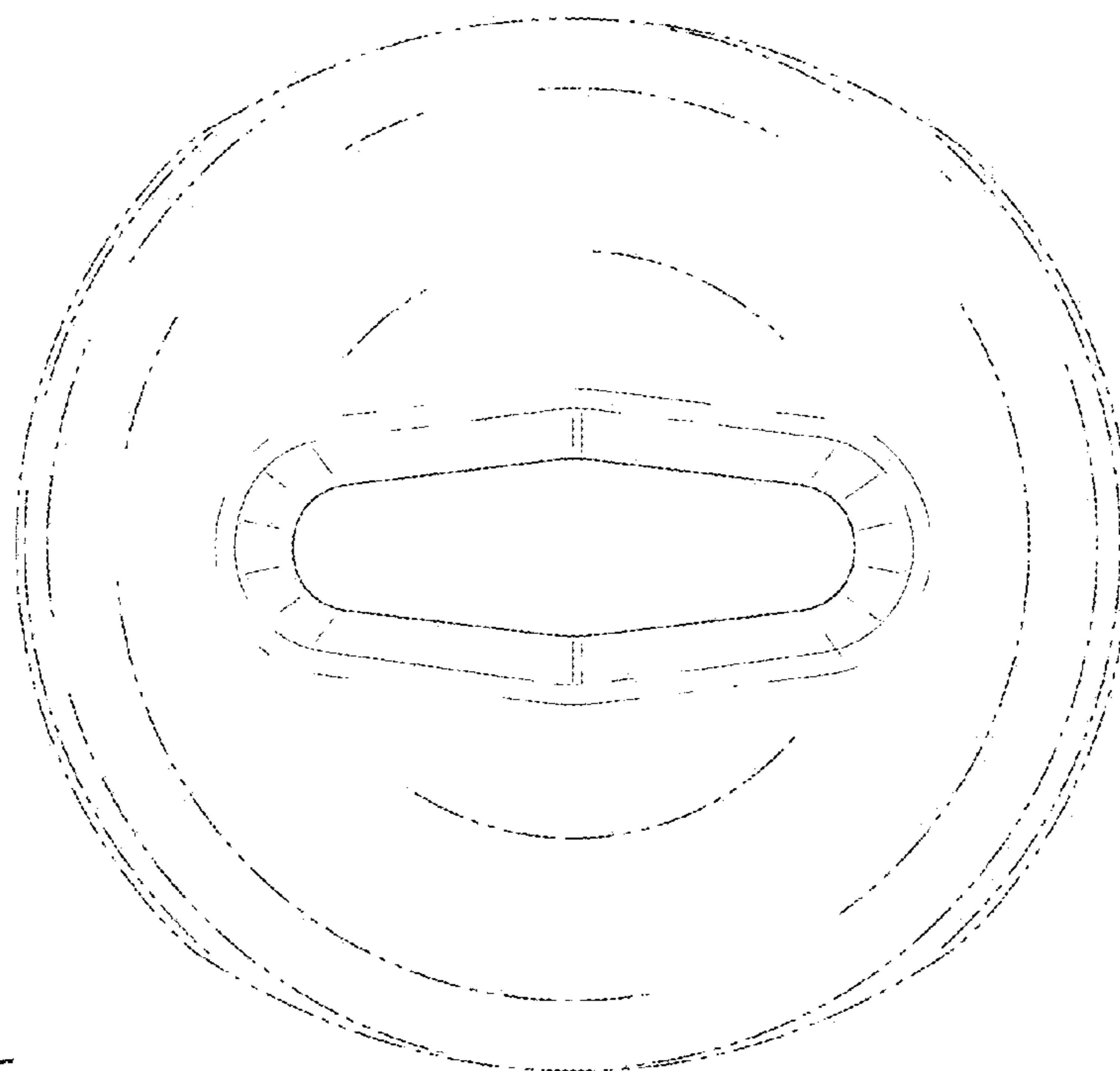


*Fig. 4*

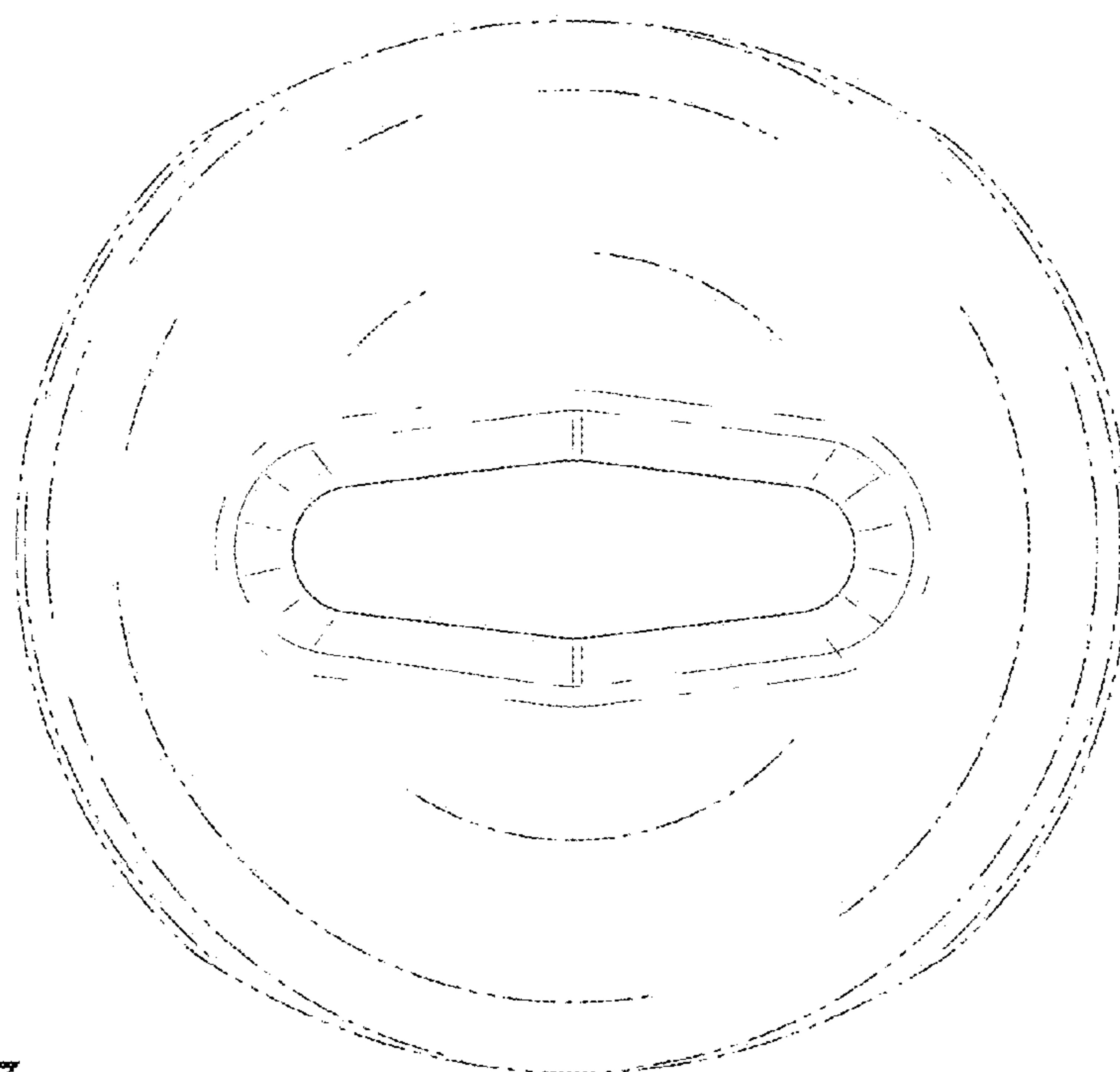


*Fig. 5*





*Fig. 6*



*Fig. 7*