



US00D707294S

(12) **United States Design Patent**
Casciotti et al.

(10) **Patent No.:** **US D707,294 S**
(45) **Date of Patent:** **** Jun. 17, 2014**

(54) **WRITING INSTRUMENT**

(71) Applicant: **Holland USA, Inc.**, North Mankato, MN (US)

(72) Inventors: **David M. Casciotti**, Amsterdam, NY (US); **Jing Mahler**, Glenville, NY (US); **Jonathan D. Voght**, Canajoharie, NY (US)

(73) Assignee: **Holland USA, Inc.**, North Mankato, MN (US)

(**) Term: **14 Years**

(21) Appl. No.: **29/445,261**

(22) Filed: **Feb. 8, 2013**

(51) **LOC (10) Cl.** **19-06**

(52) **U.S. Cl.**
USPC **D19/199**

(58) **Field of Classification Search**
USPC D14/411; D19/115–186, 192–204, 903, D19/908, 918; 24/11 F, 11 P, 11 R; 401/52, 401/99–104, 192, 195, 196, 198
See application file for complete search history.

(56) **References Cited**

U.S. PATENT DOCUMENTS

D182,216 S *	2/1958	Zierhut	D19/57
D393,943 S *	5/1998	Franklin et al.	D3/273
5,807,021 A *	9/1998	Aaron	404/19
D409,613 S *	5/1999	McGee et al.	D14/189
D422,024 S *	3/2000	Andrews et al.	D19/50
D471,377 S *	3/2003	Gledhill et al.	D6/432
D474,563 S *	5/2003	Bresciani	D25/109
D507,599 S *	7/2005	Qiu	D19/50
D510,831 S *	10/2005	Schmidt et al.	D6/510
D523,635 S *	6/2006	Chen	D3/282
D541,342 S *	4/2007	Qiu	D19/48

D542,349 S *	5/2007	Anand	D19/50
D544,259 S *	6/2007	Schmidt et al.	D6/510
D546,597 S *	7/2007	Schmidt et al.	D6/510
D550,012 S *	9/2007	Schmidt et al.	D6/561
D551,883 S *	10/2007	Gaska et al.	D6/510
D561,506 S *	2/2008	Gaska et al.	D6/510
D563,193 S *	3/2008	Lowe	D8/307
D568,046 S *	5/2008	Hsu	D3/282
D586,595 S *	2/2009	Gaska et al.	D6/510
D593,321 S *	6/2009	Wente	D3/247
D602,526 S *	10/2009	Matsumura	D19/47

(Continued)

OTHER PUBLICATIONS

“Avon Diamond Plate Textured Grips Harley Davidson Models.” Hastings Motor Cycle Parts. Web. Feb. 8, 2013. <<http://www/hastingmotorcycleparts.com/Avon-Diamond-Plate-Textured-Grips-For-Harley-David.../html>>.

Primary Examiner — Elizabeth Albert

(74) Attorney, Agent, or Firm — Dicke, Billig & Czaja, PLLC

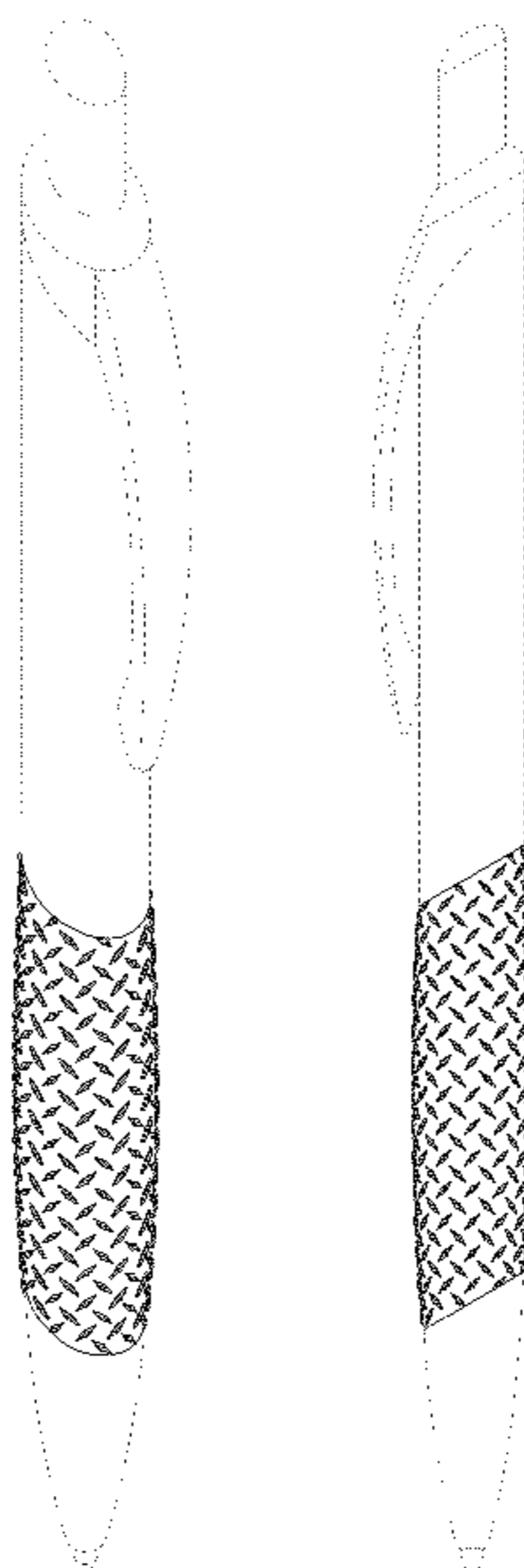
(57) **CLAIM**

We claim the ornamental design for a writing instrument, as shown and described.

DESCRIPTION

FIG. 1 is a perspective view of a writing instrument showing our new design;
FIG. 2 is a front view of FIG. 1;
FIG. 3 is a back view of FIG. 1;
FIG. 4 is a left side view of FIG. 1, the right side view being a mirror image of the right side view;
FIG. 5 is an enlarged top view of FIG. 1; and,
FIG. 6 is an enlarged bottom view of FIG. 1.
Portions of the writing instrument shown in broken lines are for the purpose of showing features that form no part of the claimed design.

1 Claim, 4 Drawing Sheets



US D707,294 S

Page 2

(56)

References Cited

U.S. PATENT DOCUMENTS

D603,161 S * 11/2009 Harris D3/241
D607,200 S * 1/2010 Prater D3/231
D609,913 S * 2/2010 Landau D3/321

D618,020 S * 6/2010 Gaska et al. D6/510
D637,001 S * 5/2011 Vilkomirski et al. D3/318
D692,486 S * 10/2013 Casciotti et al. D19/200
D694,330 S * 11/2013 Hern et al. D19/201

* cited by examiner

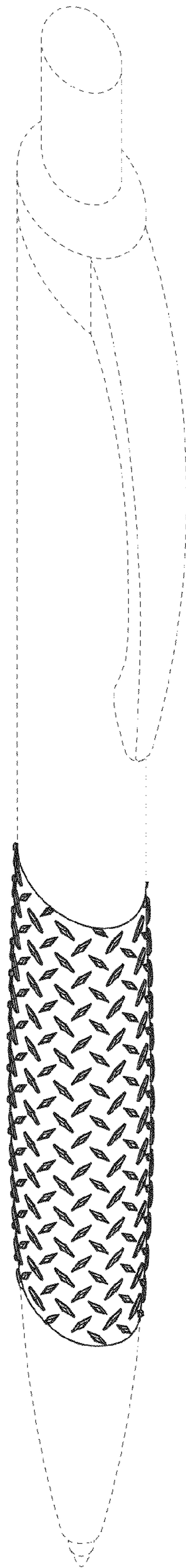


Fig. 1




Fig. 2




Fig. 3




Fig. 4

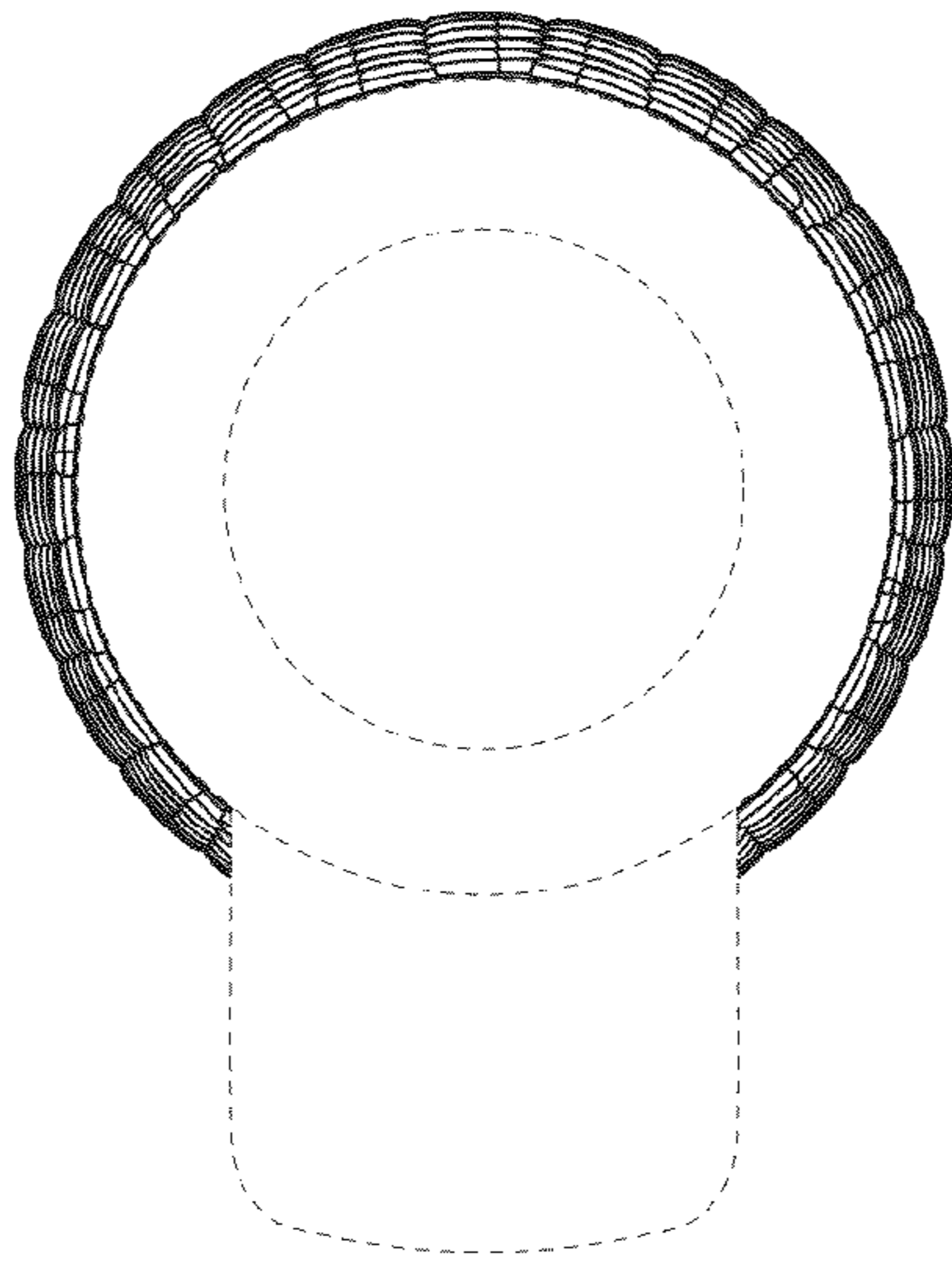


Fig. 5

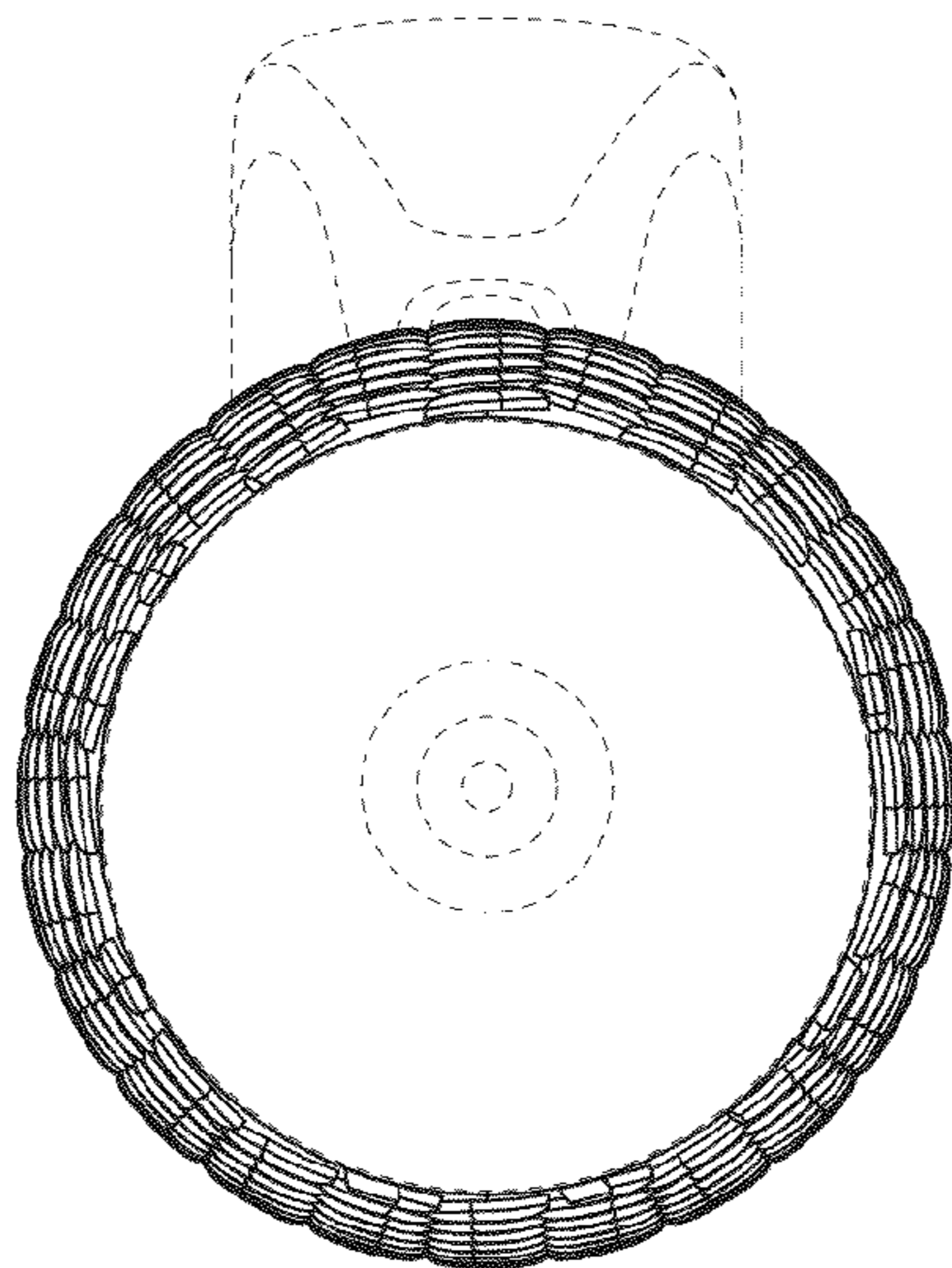


Fig. 6