



US00D707285S

(12) **United States Design Patent**  
**Moreau**

(10) **Patent No.:** **US D707,285 S**  
(45) **Date of Patent:** **\*\* Jun. 17, 2014**

- (54) **STRINGED INSTRUMENT PICK**
- (71) Applicant: **Daniel Moreau**, Simi Valley, CA (US)
- (72) Inventor: **Daniel Moreau**, Simi Valley, CA (US)
- (\*\*) Term: **14 Years**
- (21) Appl. No.: **29/454,204**
- (22) Filed: **May 7, 2013**
- (51) **LOC (10) Cl.** ..... **17-03**
- (52) **U.S. Cl.**  
USPC ..... **D17/20**
- (58) **Field of Classification Search**  
USPC ..... D17/20, 99; 84/320–322, 453  
See application file for complete search history.

(56) **References Cited**  
U.S. PATENT DOCUMENTS

- 998,440 A \* 7/1911 Willet ..... 84/322
- 2,016,438 A \* 10/1935 Kealoha ..... 84/322
- D461,838 S \* 8/2002 Freeman ..... D17/20

D626,170 S \* 10/2010 McNeely ..... D17/20

\* cited by examiner


*Primary Examiner* — Rashida Johnson  
(74) *Attorney, Agent, or Firm* — QuickPatents; Kevin Prince

(57) **CLAIM**  
I claim the ornamental design for a stringed instrument pick, as shown and described.

**DESCRIPTION**

FIG. 1 is a perspective view of a stringed instrument pick, showing my new design;  
FIG. 2 is a left-side elevational view thereof;  
FIG. 3 is a right-side elevational view thereof;  
FIG. 4 is a front elevational view thereof;  
FIG. 5 is a rear elevational view thereof;  
FIG. 6 is a top plan view thereof; and,  
FIG. 7 is a bottom plan view thereof.  
The broken lines showing a logo in FIGS. 1 and 2 depict environmental matter and form no part of the claimed design.

**1 Claim, 2 Drawing Sheets**



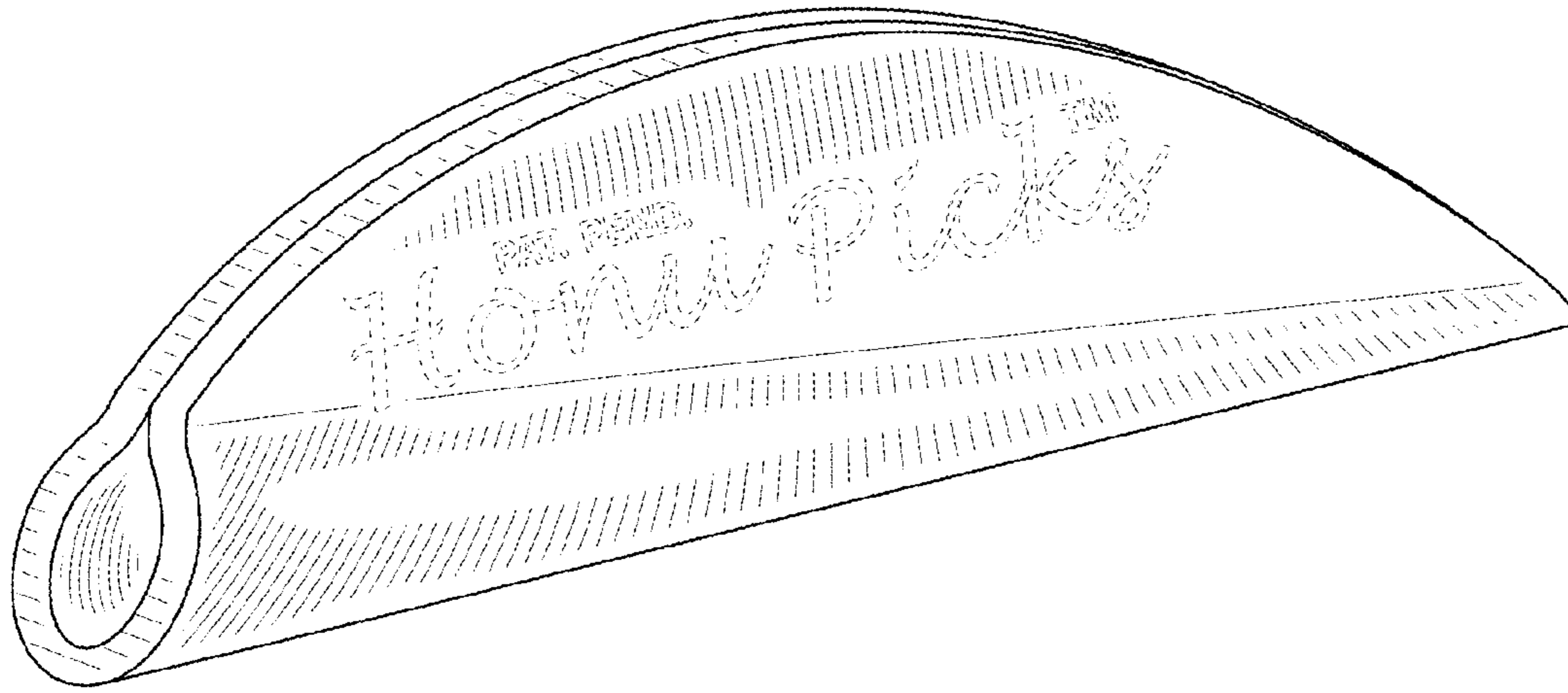


FIG. 1




FIG. 2

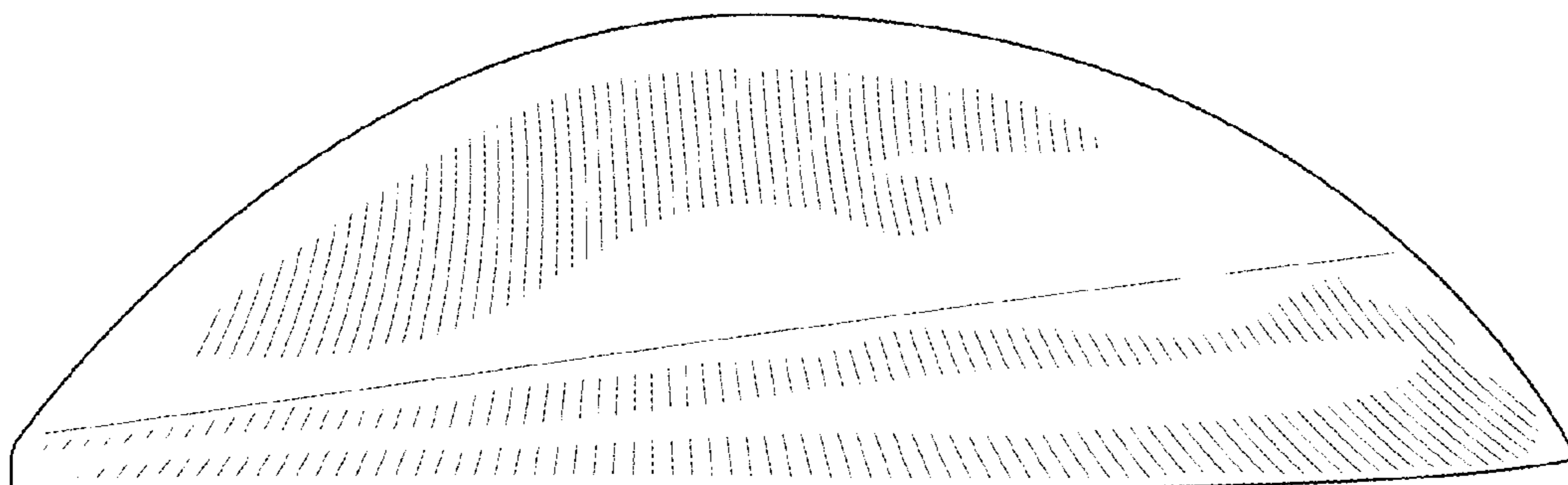


FIG. 3

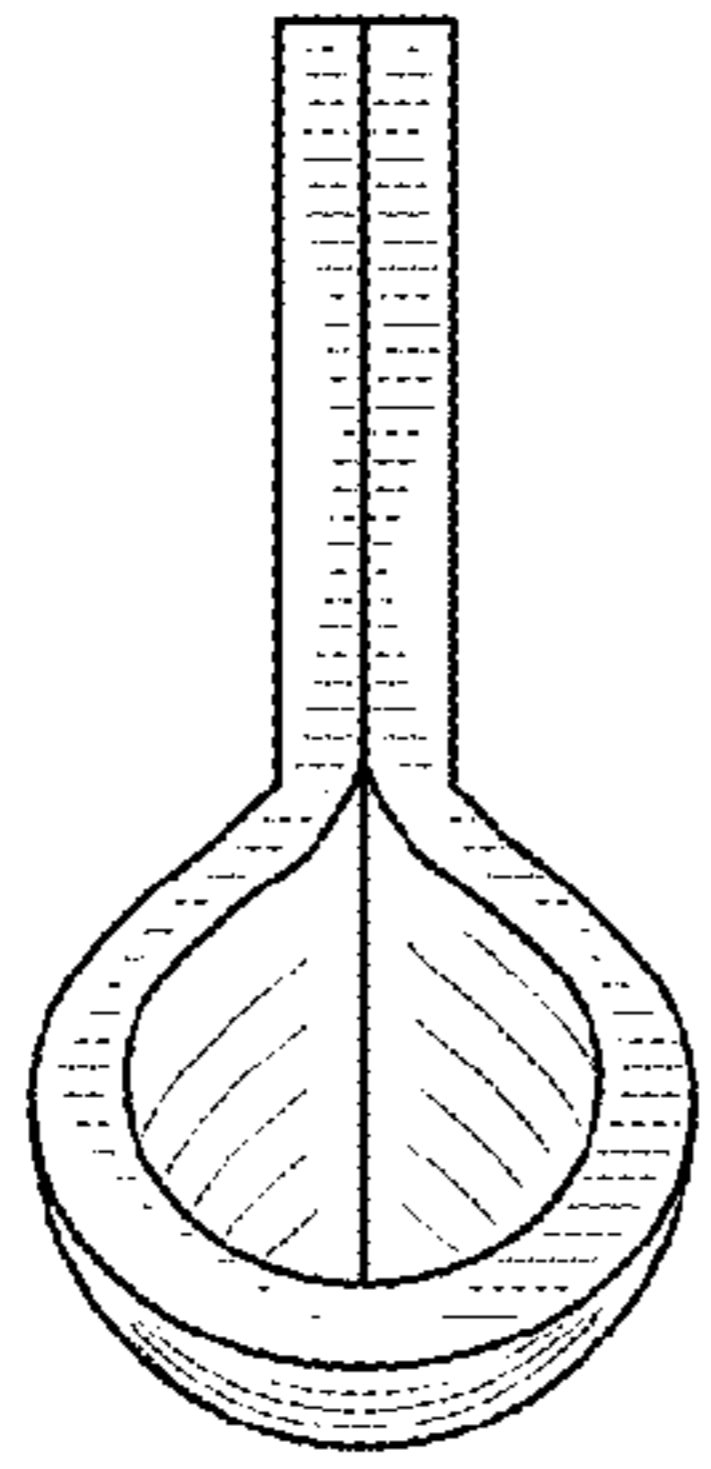


FIG. 4

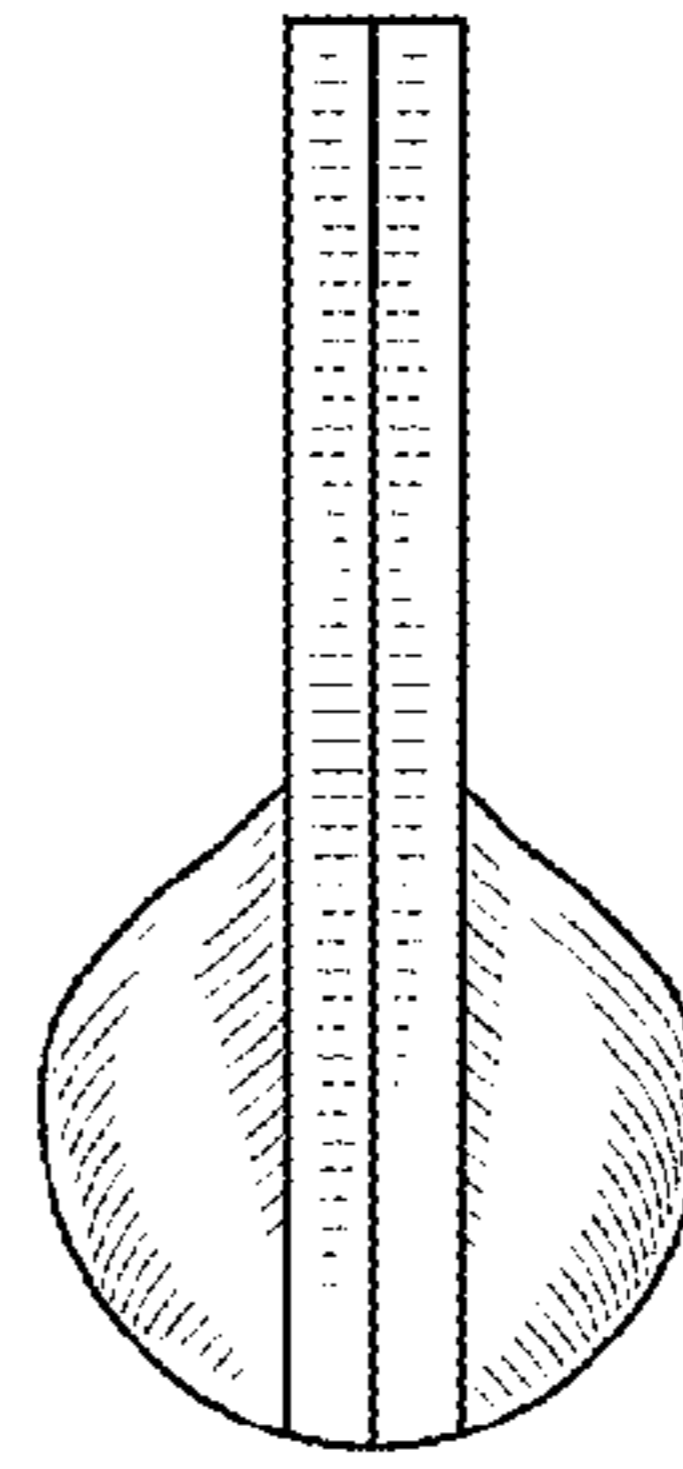


FIG. 5

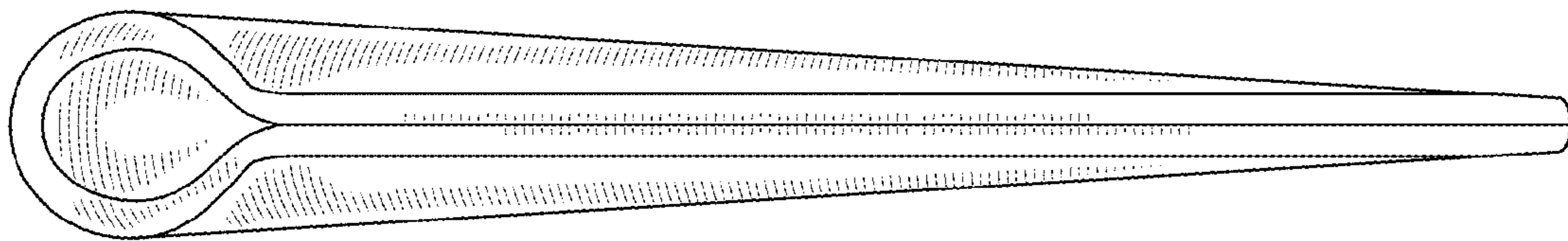


FIG. 6




FIG. 7