



US00D707278S

(12) **United States Design Patent**
Tang

(10) **Patent No.:** **US D707,278 S**
(45) **Date of Patent:** **** Jun. 17, 2014**

(54) **MAGNIFIER**

(71) Applicant: **Hawk Importers, Inc.**, Long Beach, CA
(US)

(72) Inventor: **Freeman Tang**, Kowloon (CN)

(**) Term: **14 Years**

(21) Appl. No.: **29/453,900**

(22) Filed: **May 3, 2013**

(51) **LOC (10) Cl.** **16-01**

(52) **U.S. Cl.**

CPC **G02B 25/02** (2013.01)

USPC **D16/135**

(58) **Field of Classification Search**

CPC G02B 25/02

USPC D16/130, 135; D14/412, 413, 414, 415,
D14/416, 426, 417; D6/309; 273/148 B;
D21/329; D28/64.4; 362/98, 253;
180/333; 359/802-805, 810-812, 818,
359/822, 823, 826

See application file for complete search history.

(56) **References Cited**

U.S. PATENT DOCUMENTS

D311,790 S * 10/1990 Krief D29/121.1
5,138,535 A * 8/1992 Aragon, Jr. 362/102
D345,568 S * 3/1994 Feinbloom et al. D16/136
D347,628 S * 6/1994 Ashmun et al. D14/417
D378,931 S * 4/1997 Couch et al. D14/416
5,749,577 A * 5/1998 Couch et al. 273/148 B

D476,377 S * 6/2003 Klitsner et al. D21/329
D495,726 S * 9/2004 Yip et al. D16/135
D501,665 S * 2/2005 Yip et al. D16/135
6,903,882 B1 * 6/2005 Cameron et al. 359/803
D559,876 S * 1/2008 Yip et al. D16/135
D589,071 S * 3/2009 Jim D16/135
D599,876 S * 9/2009 Hughes, Jr. D22/146
D635,171 S * 3/2011 Levine D16/135
D637,221 S * 5/2011 Levine D16/135
D686,266 S * 7/2013 Baheti D16/135
2013/0229720 A1 * 9/2013 Su 359/803

* cited by examiner

Primary Examiner — Paula Greene

(74) *Attorney, Agent, or Firm* — J. Curtis Edmondson; Law
Offices of J. Curtis Edmondson

(57) **CLAIM**

I claim the ornamental design for a magnifier, as shown and
described.

DESCRIPTION

FIG. 1 is a top perspective view of the magnifier.

FIG. 2 is a bottom perspective view.

FIG. 3 is a side view.

FIG. 4 is top view.

FIG. 5 is a bottom view.


FIG. 6 is a front view.

FIG. 7 is a rear view.

FIG. 8 is a top perspective view; and,

FIG. 9 is a bottom perspective view.

1 Claim, 4 Drawing Sheets



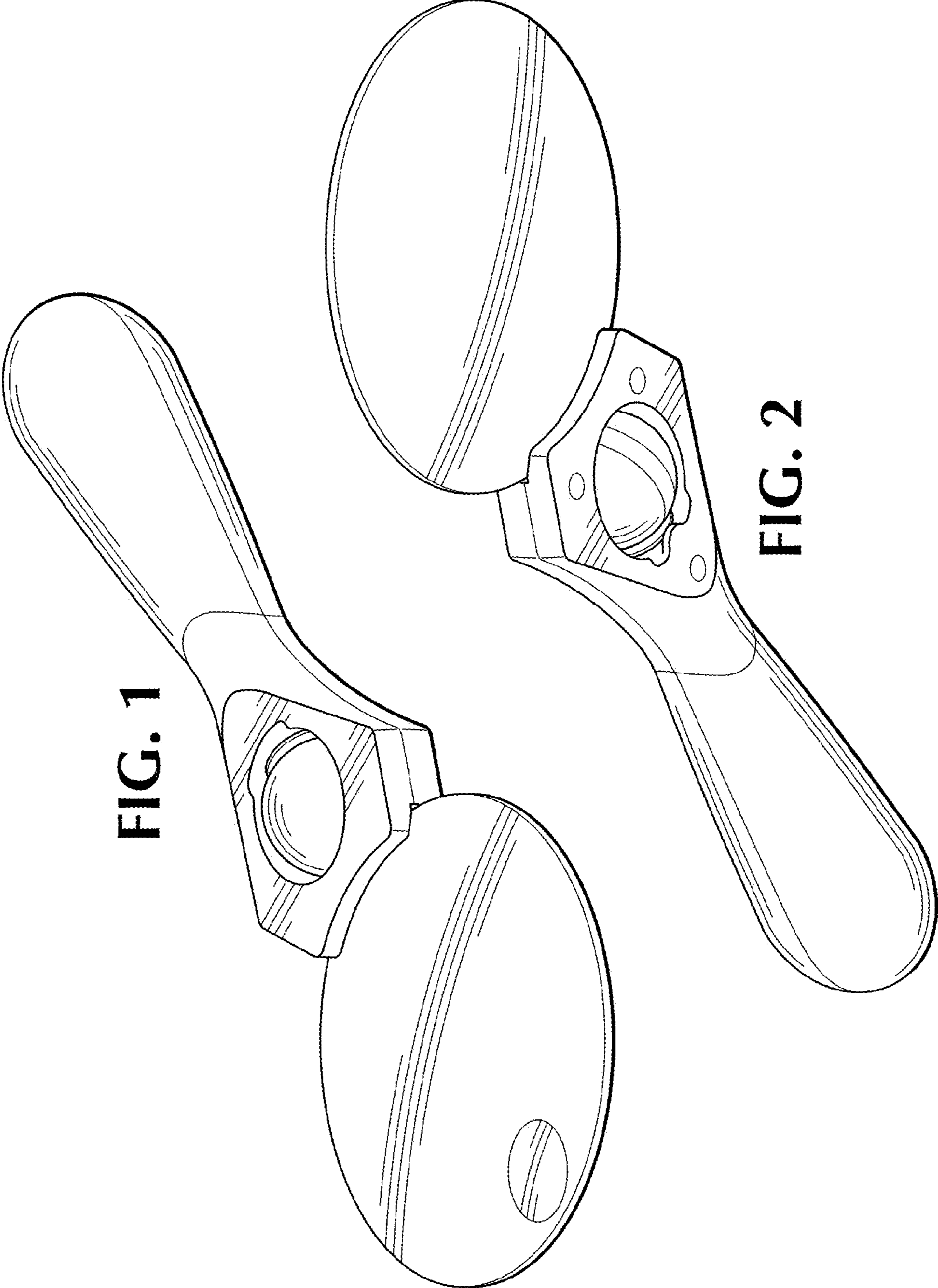


FIG. 1

FIG. 2

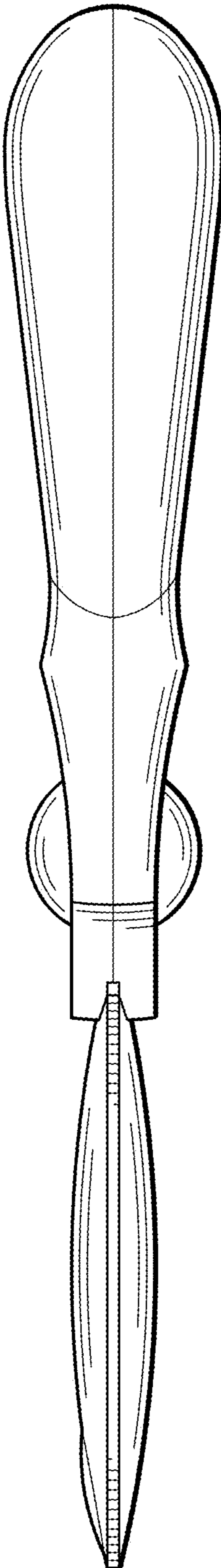


FIG. 3

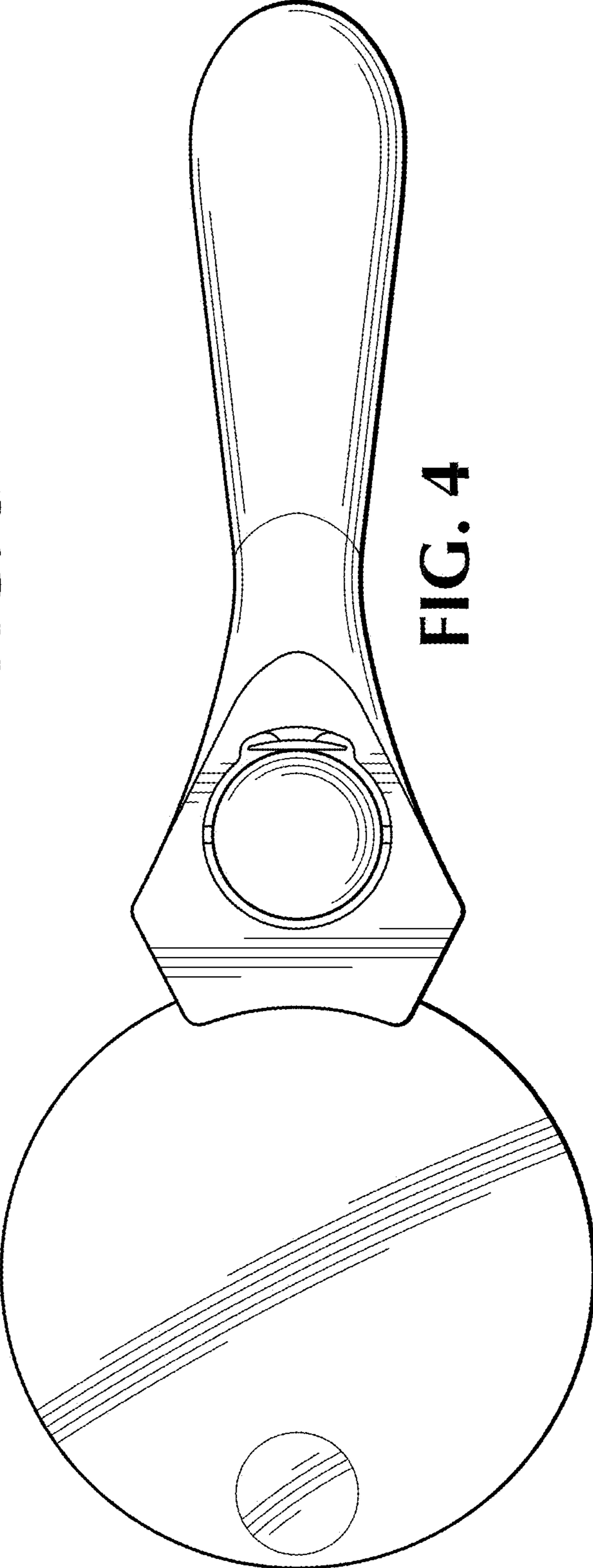


FIG. 4

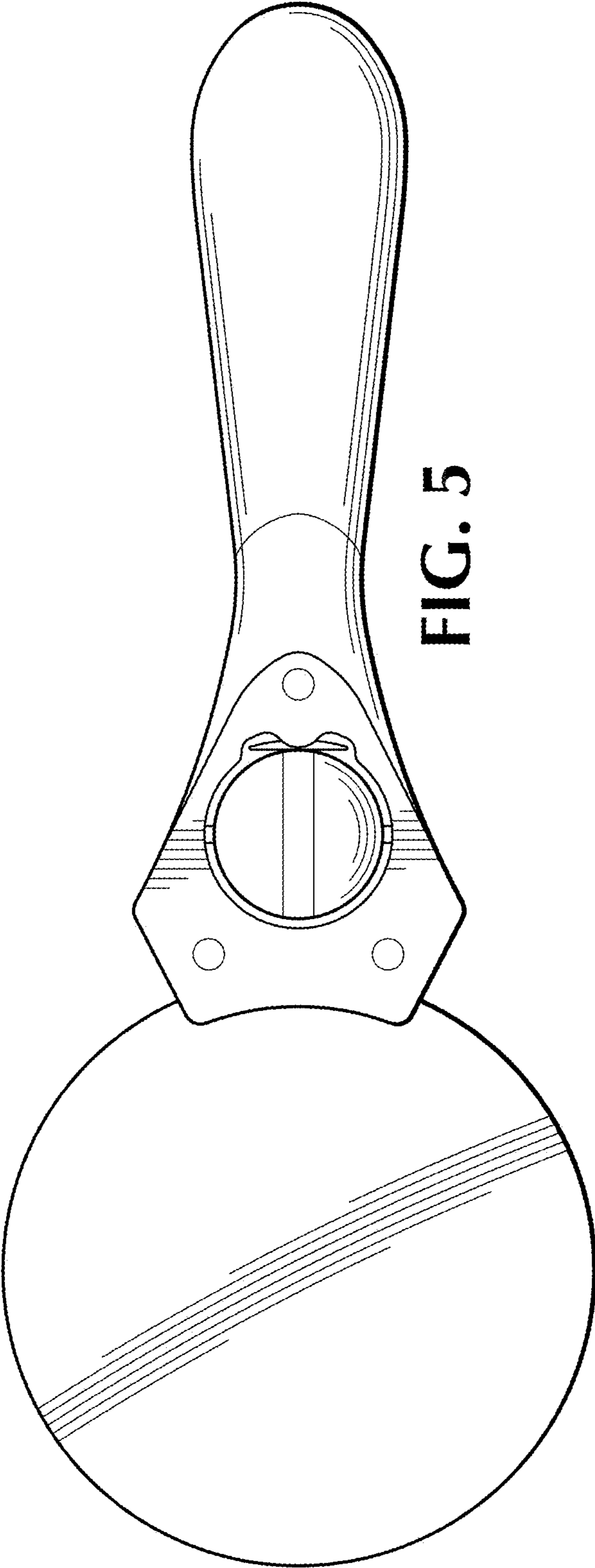


FIG. 5

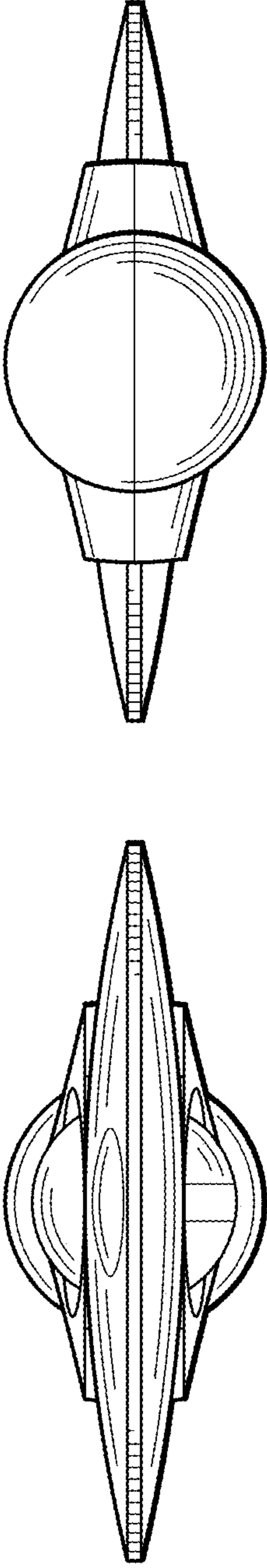


FIG. 6

FIG. 7

