



US00D707239S

(12) **United States Design Patent**  
**Edwards et al.**

(10) **Patent No.:** **US D707,239 S**  
(45) **Date of Patent:** **\*\* Jun. 17, 2014**

(54) **DISPLAY SCREEN WITH GRAPHICAL USER INTERFACE**

(75) Inventors: **Christopher D. Edwards**, Seattle, WA (US); **Keri Talbot**, Seattle, WA (US); **Tyler Robert Adams**, Kirkland, WA (US)

(73) Assignee: **Microsoft Corporation**, Redmond, WA (US)

(\*\*) Term: **14 Years**

(21) Appl. No.: **29/424,657**

(22) Filed: **Jun. 14, 2012**

(51) **LOC (10) Cl.** ..... **14-04**

(52) **U.S. Cl.**  
USPC ..... **D14/486**

(58) **Field of Classification Search**  
CPC . G06F 3/048; G06F 3/04817; H04L 29/0809; H04N 5/44543; H04N 21/482; H04N 21/4532  
USPC ..... D14/485, 486, 487, 488, 489, 490, 491, D14/492, 493, 494, 495; D18/24, 25, 26, D18/27, 28, 29, 30, 31, 32, 33; D19/6, 40, D19/52; D20/11, 12, 23, 24, 25, 29, 30, 31, D20/32, 36, 37, 38; 345/636; 715/201, 703, 715/715, 716, 760, 762, 764, 771, 772, 781, 715/804, 808, 809, 810, 825, 833, 834, 837, 715/840, 846, 854, 961, 963, 966, 967, 968, 715/974, 973, 975, 976, 977

See application file for complete search history.

(56) **References Cited**

**U.S. PATENT DOCUMENTS**

6,768,563 B1 \* 7/2004 Murata et al. .... 358/450  
D545,833 S \* 7/2007 Armendariz ..... D14/487

D677,679 S \* 3/2013 Edwards et al. .... D14/485  
D677,680 S \* 3/2013 Edwards et al. .... D14/485  
D684,179 S \* 6/2013 Carpenter et al. .... D14/487  
D684,590 S \* 6/2013 Talbot et al. .... D14/486  
D686,227 S \* 7/2013 Rodenhouse et al. .... D14/486  
D687,455 S \* 8/2013 Edwards et al. .... D14/486  
2001/0026318 A1 \* 10/2001 Yonezawa et al. .... 348/159

**FOREIGN PATENT DOCUMENTS**

EM 000444070-0003 \* 12/2005  
EM 000551106-0002 \* 10/2006

\* cited by examiner

*Primary Examiner* — Karen E Eldridge Powers

(74) *Attorney, Agent, or Firm* — Banner & Witcoff, Ltd.

(57) **CLAIM**

The ornamental design for a display screen with graphical user interface, as shown and described.

**DESCRIPTION**

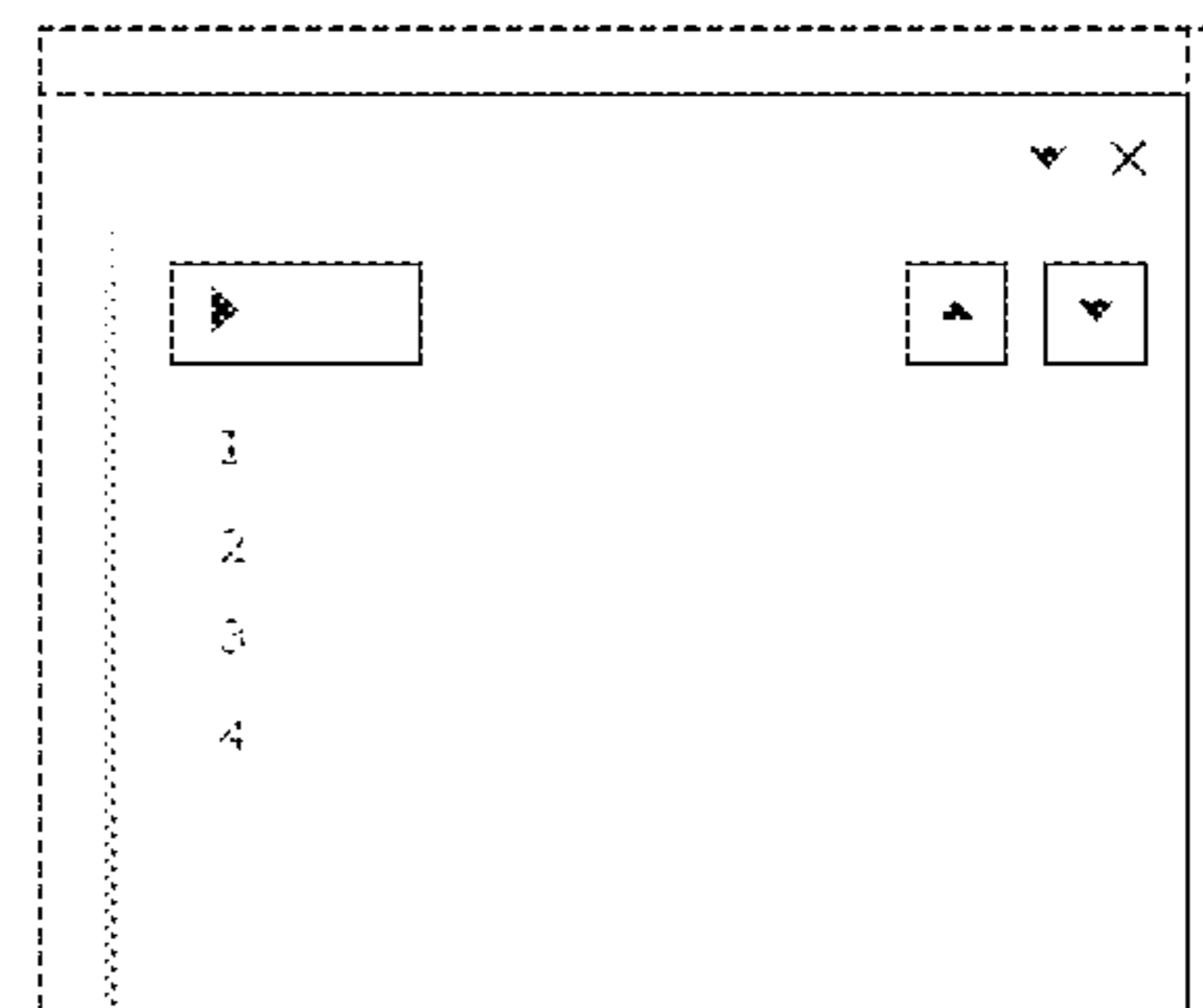
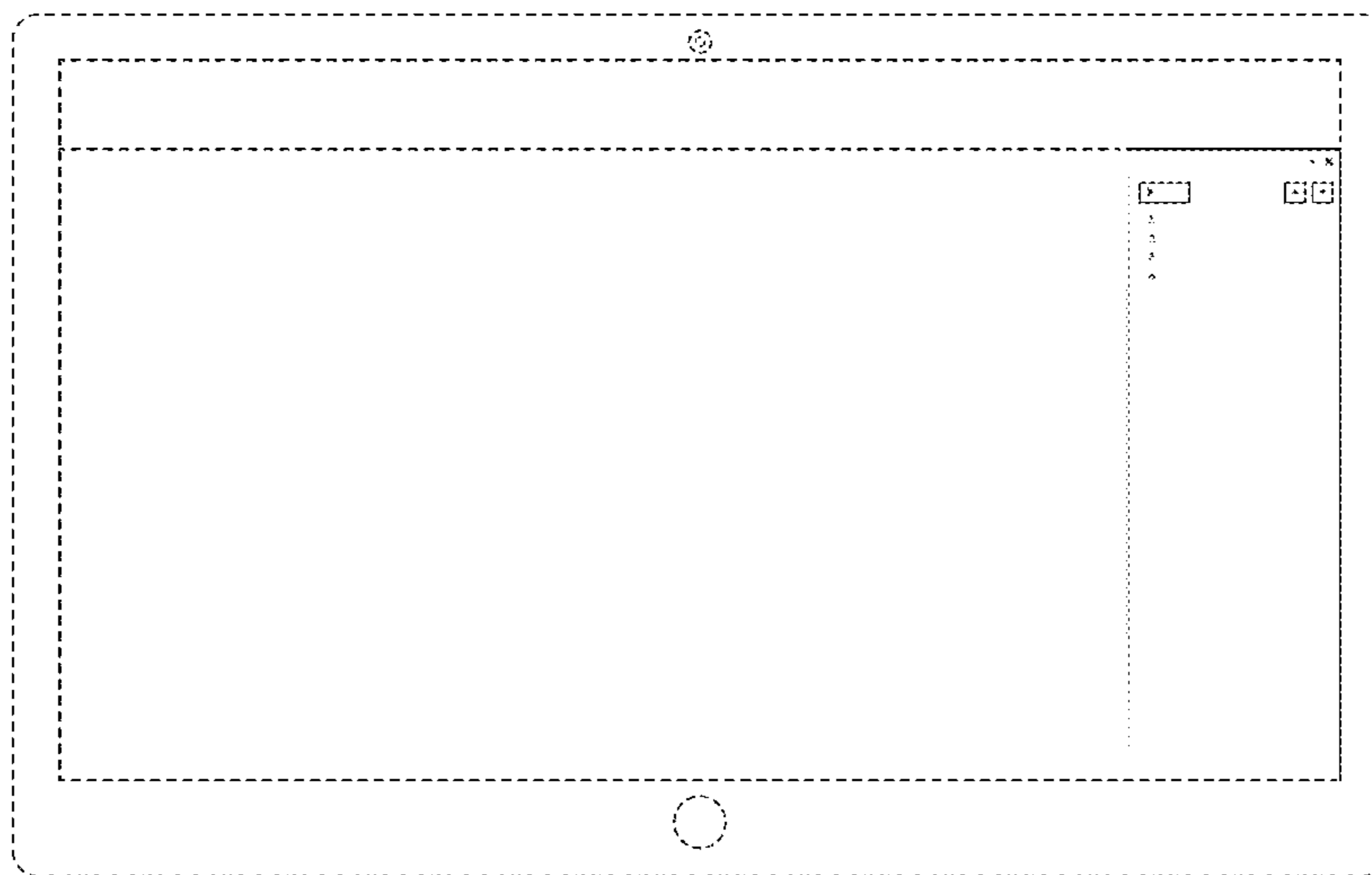
FIG. 1 is a front view of a display screen with graphical user interface showing our new design;

FIG. 2 is a front view of a display screen with graphical user interface of FIG. 1 with a region for enlargement indicated by broken-line indicia; and,

FIG. 3 is an enlarged view of the region indicated by the broken-line indicia in FIG. 2.

The “FIG. 3” indicia shown in FIG. 2, as well as the rectangle both identifying and displaying the enlarged region of the graphical user interface form no part of the claimed design. The broken line showing of the remainder of the alphanumeric characters, the graphical user interface, and display screen is for environmental purposes only and forms no part of the claimed design.

**1 Claim, 3 Drawing Sheets**






FIG. 1

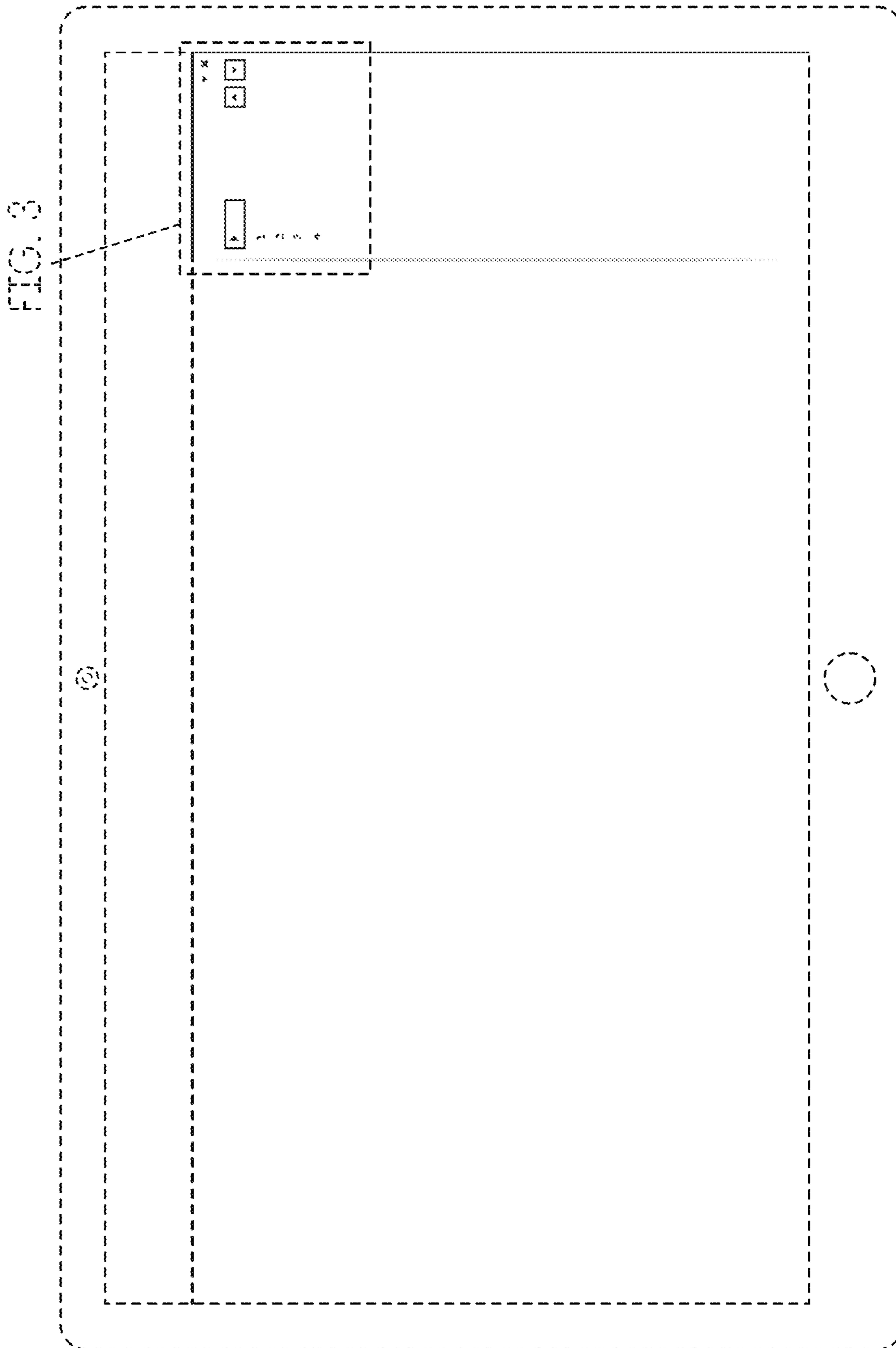


FIG. 2



FIG. 3