



US00D707235S

(12) **United States Design Patent**
Arnold et al.

(10) **Patent No.:** **US D707,235 S**
(45) **Date of Patent:** **** Jun. 17, 2014**

(54) **DISPLAY SCREEN WITH ANIMATED GRAPHICAL USER INTERFACE**

(75) Inventors: **Jeffery G. Arnold**, Sammamish, WA (US); **Megan Donohue**, Seattle, WA (US); **Chad Michael Roberts**, Snohomish, WA (US); **Josh Phillips**, Seattle, WA (US); **Rhoniel Villano Manlapaz**, Fullerton, CA (US); **Jeremy Monroe Bowen**, Renton, WA (US); **Christopher Alan Glein**, Seattle, WA (US)

(73) Assignee: **Microsoft Corporation**, Redmond, WA (US)

(**) Term: **14 Years**

(21) Appl. No.: **29/425,198**

(22) Filed: **Jun. 20, 2012**

(51) **LOC (10) Cl.** **14-04**

(52) **U.S. Cl.**
USPC **D14/485**; D14/491; D14/492

(58) **Field of Classification Search**
USPC D14/485–495; D18/24–33; D20/11–28;
715/711–867, 961–978
See application file for complete search history.

(56) **References Cited**

U.S. PATENT DOCUMENTS

D384,052	S	*	9/1997	Kodosky	D14/490
D599,365	S	*	9/2009	Brown et al.	D14/485
D611,496	S	*	3/2010	Akiyoshi et al.	D14/493
D620,024	S	*	7/2010	Dunn et al.	D14/493
D627,361	S	*	11/2010	Lew et al.	D14/485
D637,604	S	*	5/2011	Brinda	D14/488

D642,196	S	*	7/2011	Fong et al.	D14/492
D651,608	S	*	1/2012	Allen et al.	D14/485
D651,609	S	*	1/2012	Pearson et al.	D14/486
D664,552	S	*	7/2012	Gleasant et al.	D14/486
D664,553	S	*	7/2012	Gleasant et al.	D14/486
D677,679	S	*	3/2013	Edwards et al.	D14/485
D684,996	S	*	6/2013	Wenz et al.	D14/495
D701,531	S	*	3/2014	Santos et al.	D14/488

* cited by examiner

Primary Examiner — Mary Ann Calabrese

(74) *Attorney, Agent, or Firm* — Banner & Witcoff, Ltd.

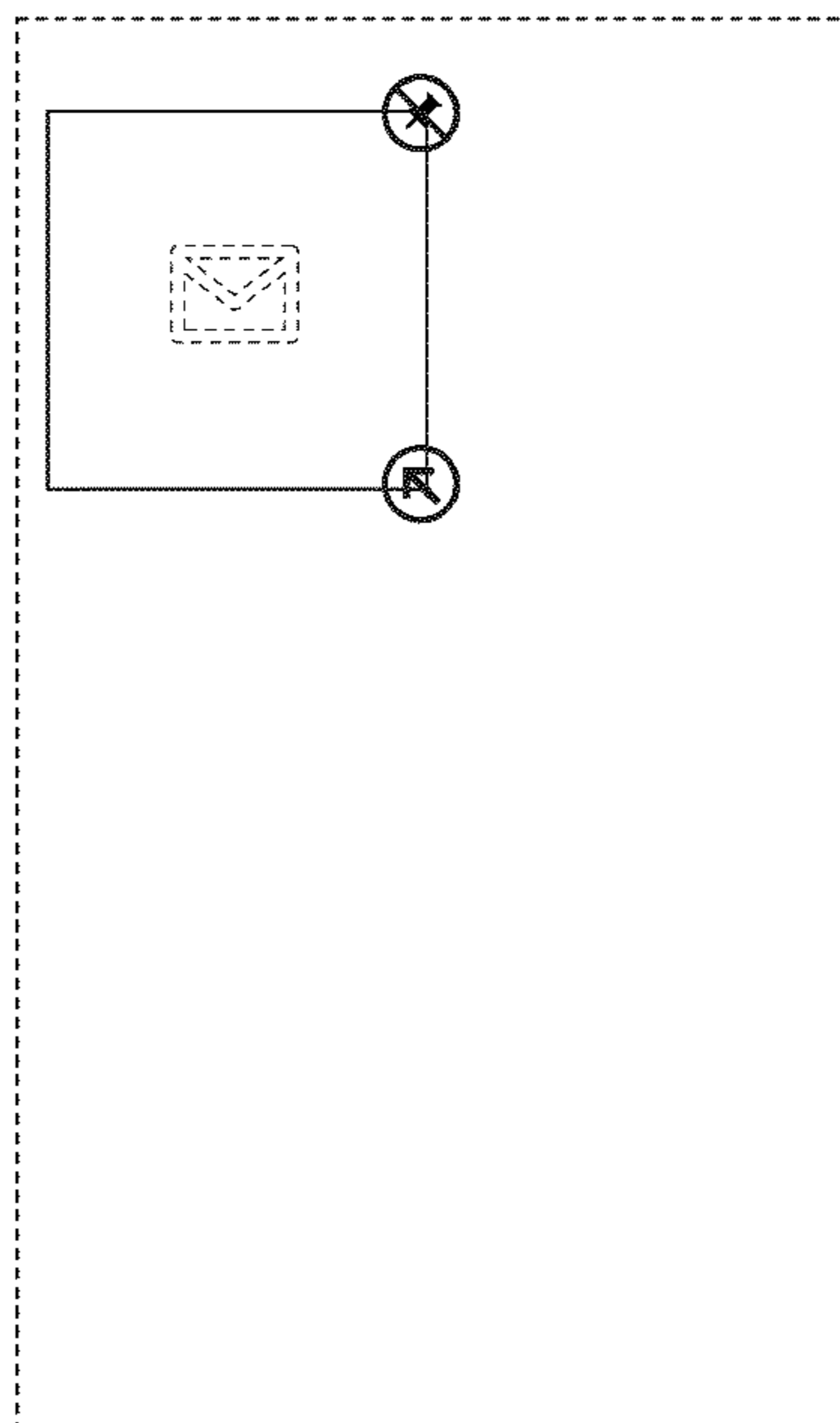
(57) **CLAIM**

The ornamental design for a display screen with animated graphical user interface, as shown and described.

DESCRIPTION

FIG. 1 is the first image in a sequence for a display screen with animated graphical user interface showing the new design; FIG. 2 is the second image thereof; FIG. 3 is the third image thereof; FIG. 4 is the fourth image thereof; FIG. 5 is the fifth image thereof; and, FIGS. 6-10 show the display screen with animated graphical user interface of FIGS. 1-5 on a device. The appearance of the animated user interface sequentially transitions between the images shown in FIGS. 1-5 and in FIGS. 6-10. The process or period in which one image transitions to another forms no part of the claimed design. The broken line showing of the icon and the remainder of the user interface display screen in FIGS. 1-10 and a device having the display screen in FIGS. 6-10 is for environmental purposes only and forms no part of the claimed design.

1 Claim, 10 Drawing Sheets



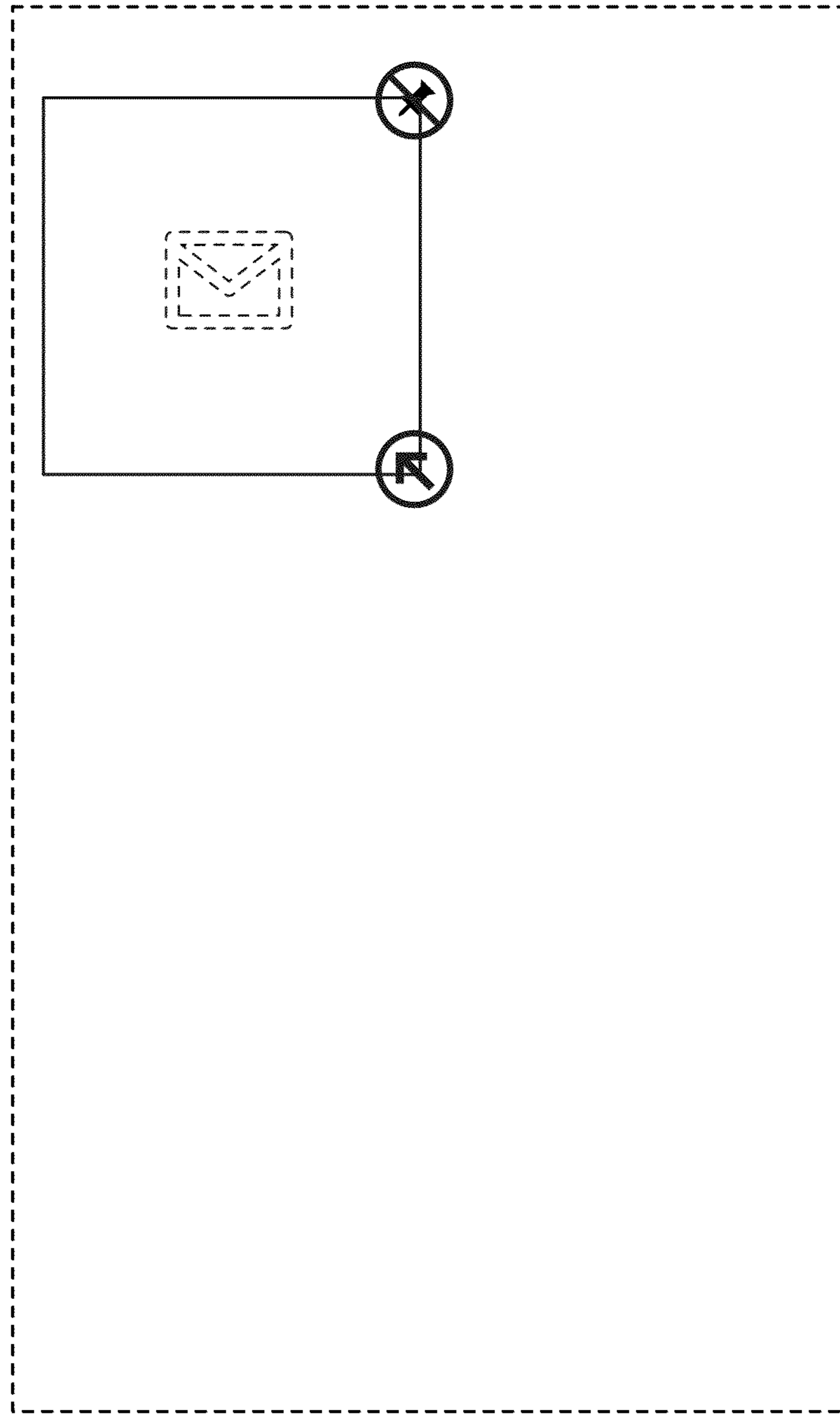


FIG. 1

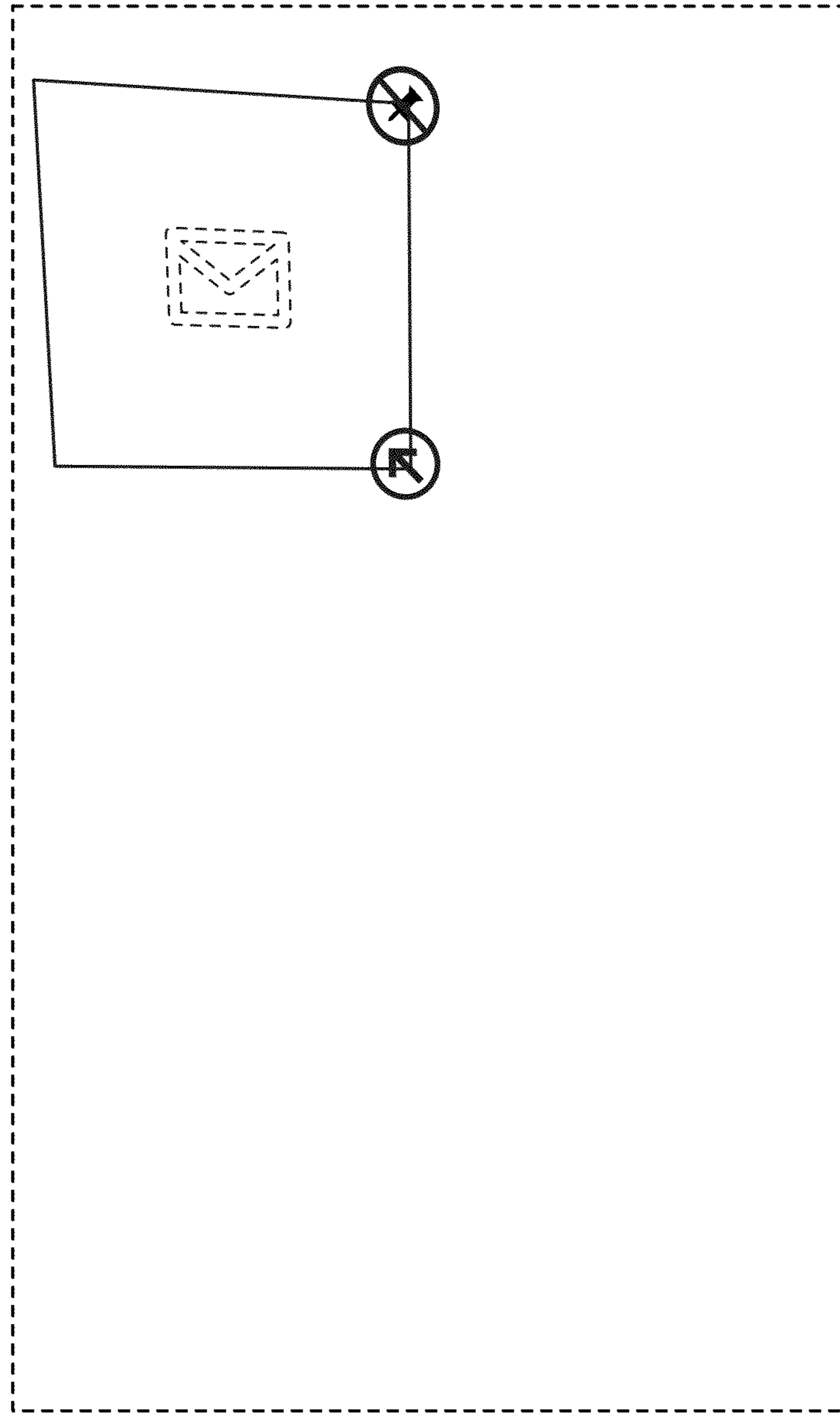


FIG. 2




FIG. 3




FIG. 4




FIG. 5

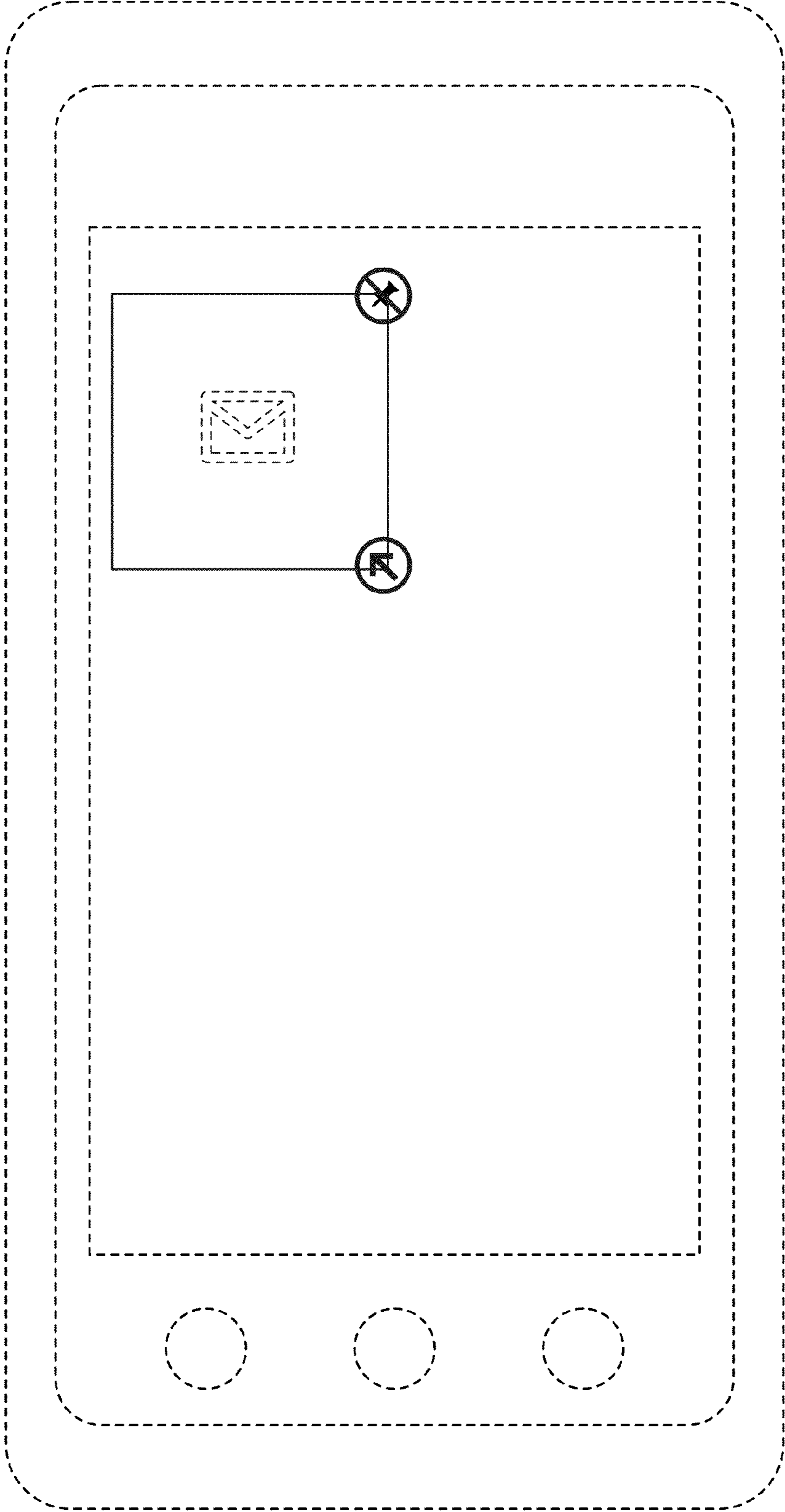


FIG. 6

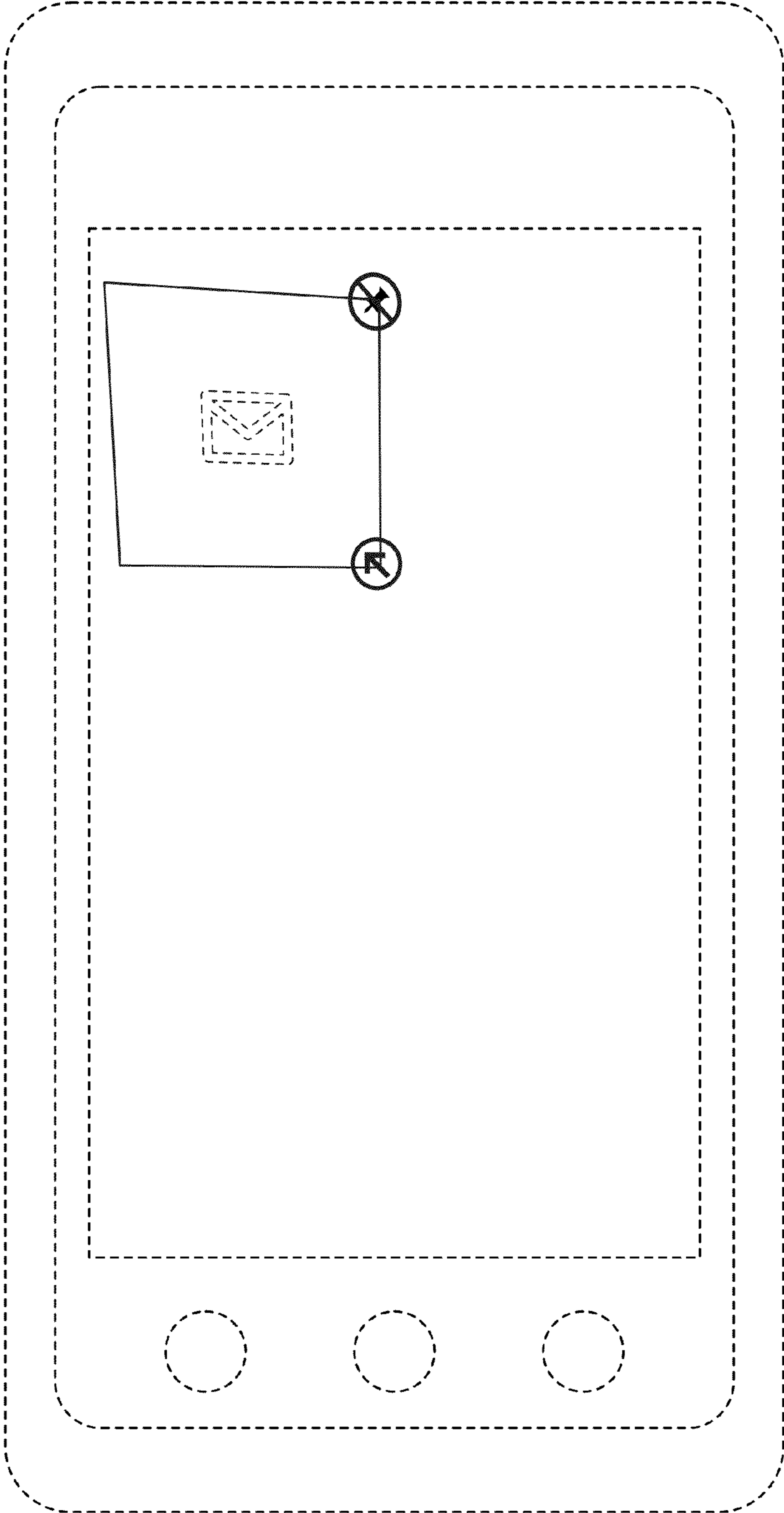


FIG. 7

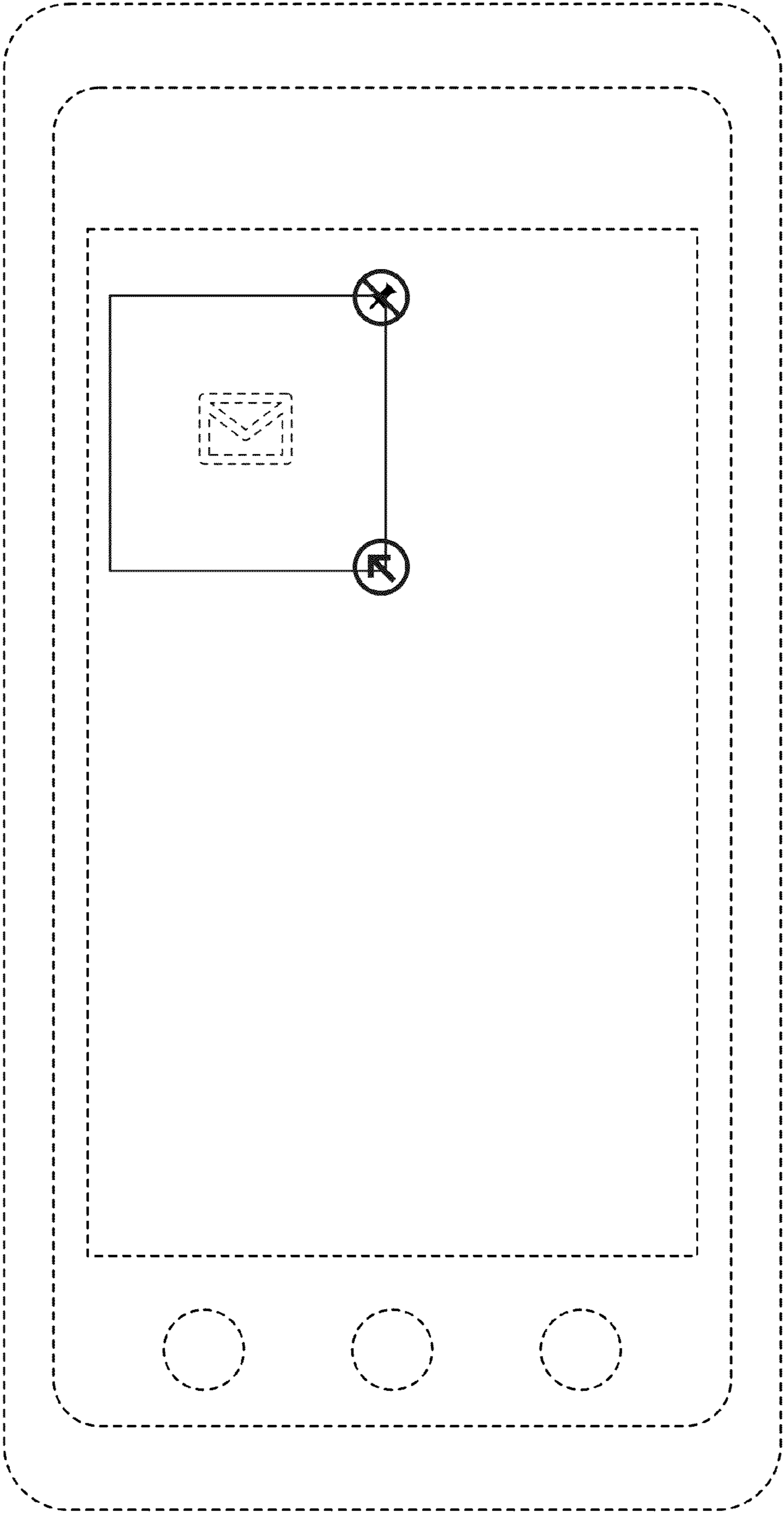


FIG. 8




FIG. 9




FIG. 10