



US00D707231S

(12) **United States Design Patent**
Sirichai

(10) **Patent No.:** **US D707,231 S**
(45) **Date of Patent:** **** Jun. 17, 2014**

(54) **CASE CORNER BRACKET WITH ATTACHMENT POINT FOR RETRACTABLE ELASTIC FOR SECURING A PORTABLE ELECTRONIC DEVICE**

D574,382 S * 8/2008 Tsukahara D14/432
D578,537 S * 10/2008 Tsukahara D14/439
D623,651 S * 9/2010 Hsu D14/439
D660,454 S * 5/2012 Lavelle D24/227
8,201,796 B2 6/2012 Belyea

(Continued)

(71) Applicant: **World Richman Manufacturing Corporation**, Elgin, IL (US)

Primary Examiner — Angela J Lee

(72) Inventor: **Saharut Sirichai**, Bangkok (TH)

(74) *Attorney, Agent, or Firm* — Brie A. Crawford

(73) Assignee: **World Richman Manufacturing Corporation**, Elgin, IL (US)

(57) **CLAIM**

The ornamental design for a case corner bracket with attachment point for retractable elastic for securing a portable electronic device, as shown and described.

(**) Term: **14 Years**

DESCRIPTION

(21) Appl. No.: **29/455,395**

FIG. 1 depicts a front perspective view of the case corner bracket with attachment point for retractable elastic for securing a portable electronic device showing my new design;

(22) Filed: **May 20, 2013**

FIG. 2 depicts a rear perspective view of the case corner bracket with attachment point for retractable elastic for securing a portable electronic device based on FIG. 1;

(51) **LOC (10) Cl.** **08-07**

(52) **U.S. Cl.**
USPC **D14/447**

(58) **Field of Classification Search**

USPC D14/447, 451, 457, 432, 434, 439, 440, D14/217, 238.1, 250, 251, 253; D6/406.1, D6/406.2, 406.3, 406.4, 406.5, 406.6; D12/415; D13/108, 110; D8/363, 403; D21/333; 248/917-924, 133, 136, 139, 248/150, 176.1, 188.6; 361/679.09, 679.21, 361/679.22, 679.24, 679.26, 679.27, 361/679.28, 679.3, 679.55, 679.56, 709

See application file for complete search history.

FIG. 3 depicts a front plan view of the case corner bracket with attachment point for retractable elastic for securing a portable electronic device based on FIG. 1;

FIG. 4 depicts a rear plan view of the case corner bracket with attachment point for retractable elastic for securing a portable electronic device based on FIG. 1;

FIG. 5 depicts a side plan view of the case corner bracket with attachment point for retractable elastic for securing a portable electronic device based on FIG. 1;

FIG. 6 depicts a side plan view of the case corner bracket with attachment point for retractable elastic for securing a portable electronic device based on FIG. 1 and the reverse view of FIG. 5;

FIG. 7 depicts a top plan view of the case corner bracket with attachment point for retractable elastic for securing a portable electronic device based on FIG. 1; and,

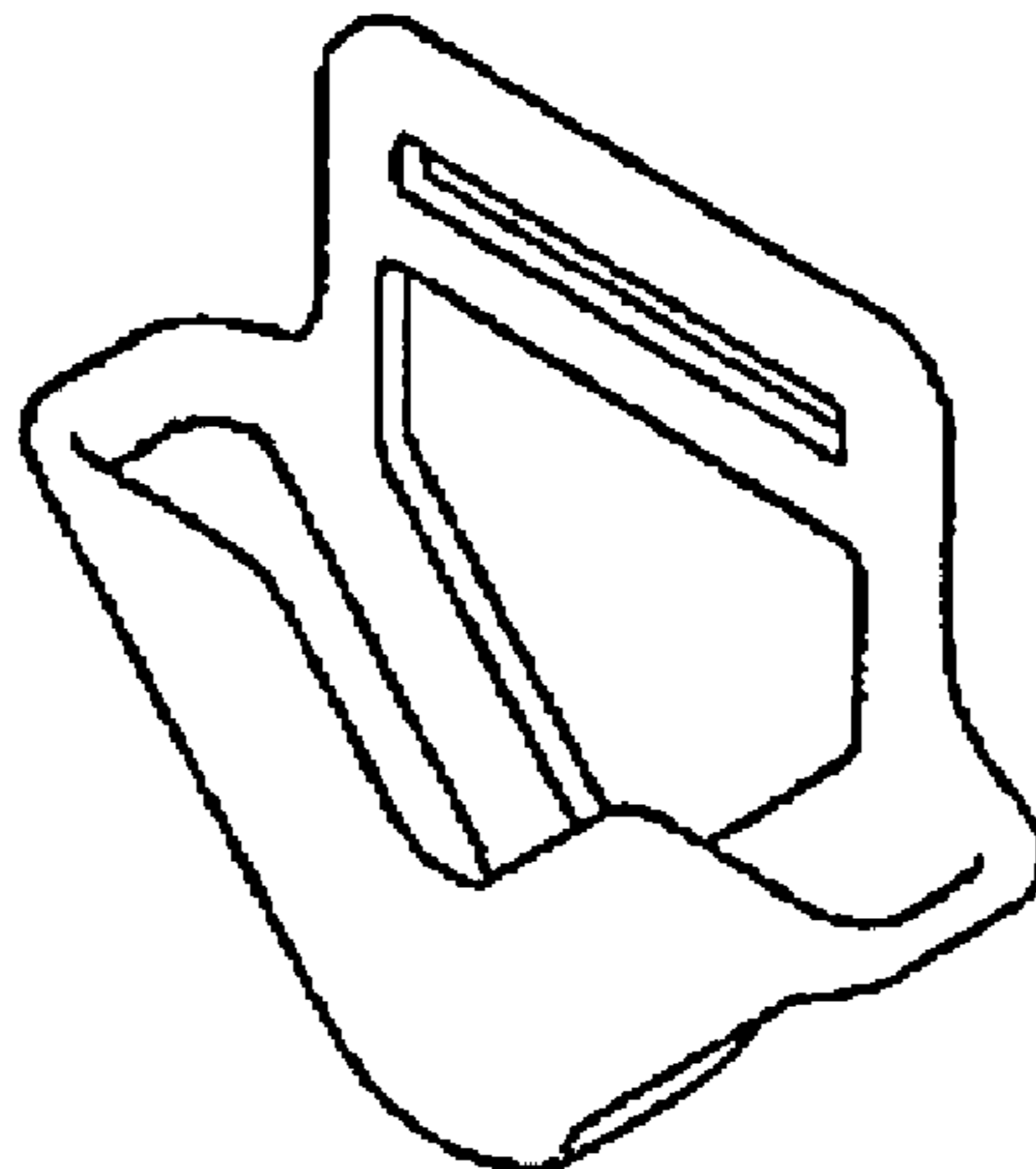
FIG. 8 depicts a bottom plan view of the case corner bracket with attachment point for retractable elastic for securing a portable electronic device based on FIG. 1.

(56) **References Cited**

U.S. PATENT DOCUMENTS

D246,625 S * 12/1977 Becker, III D8/403
6,059,104 A 5/2000 Widman
D442,182 S * 5/2001 Oross D14/439
6,464,080 B1 10/2002 Morris
6,470,637 B2 10/2002 Gratz
D473,562 S * 4/2003 Russell D14/447
6,595,367 B2 7/2003 Baechle
6,616,111 B1 9/2003 White

1 Claim, 2 Drawing Sheets



(56)

References Cited

U.S. PATENT DOCUMENTS

8,230,992 B2 7/2012 Law
8,281,924 B2 10/2012 Westrup
D672,353 S 12/2012 Liu
D674,803 S * 1/2013 Westrup D14/440
D676,050 S 2/2013 Sanz
D684,978 S * 6/2013 Phillips et al. D14/440
D686,629 S * 7/2013 Trinh et al. D14/447
D693,350 S * 11/2013 Mish et al. D14/440

2009/0250367 A1 10/2009 Murdoch
2010/0030494 A1 2/2010 Xi
2010/0294683 A1 11/2010 Mish
2012/0024917 A1 2/2012 Case
2012/0075789 A1 3/2012 DeCamp
2012/0160973 A1 6/2012 Du
2012/0193496 A1* 8/2012 Li 248/316.1
2012/0234716 A1 9/2012 Chen
2012/0247991 A1 10/2012 Meehan
2013/0048514 A1 2/2013 Corcoran

* cited by examiner

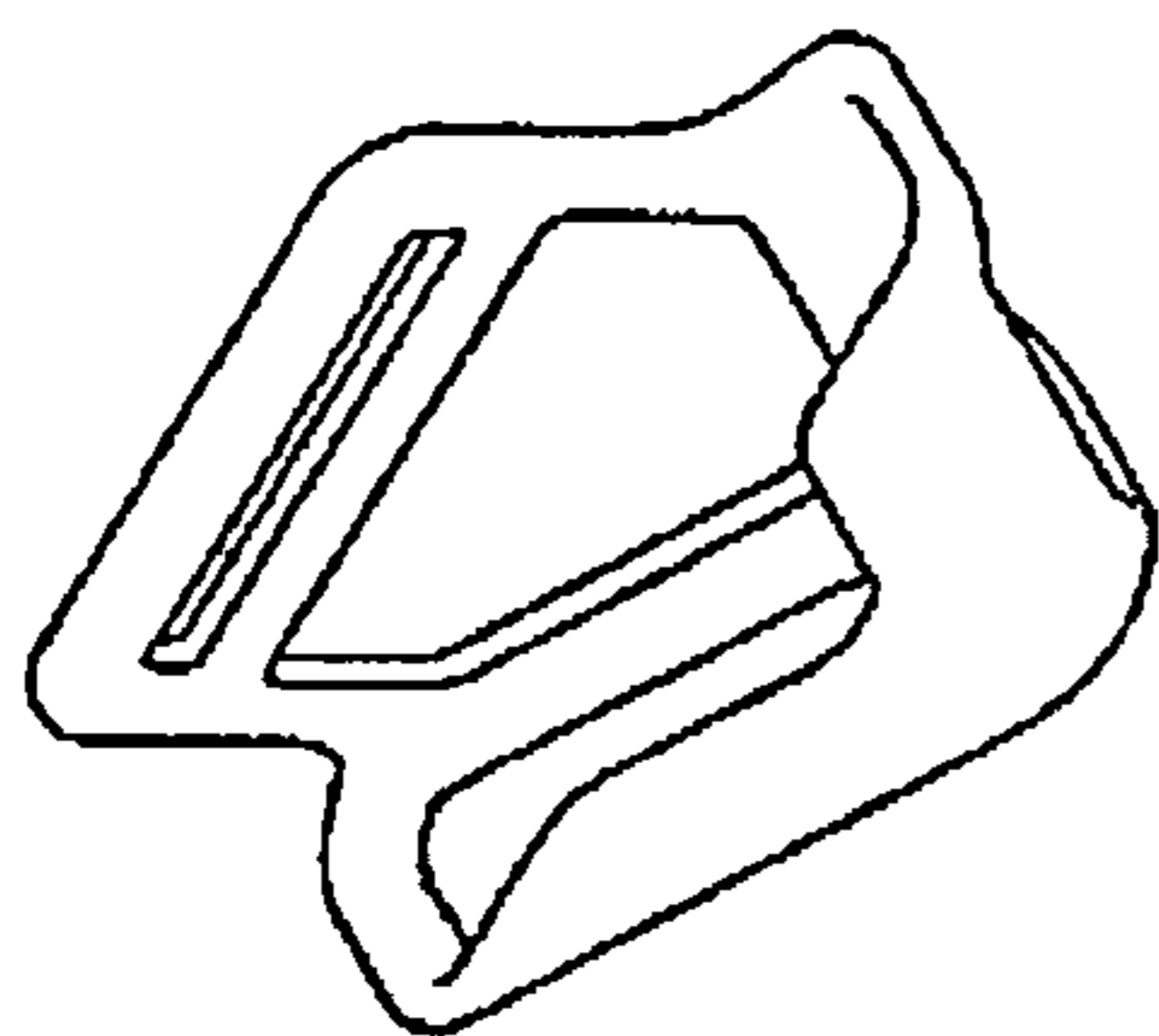


fig.1

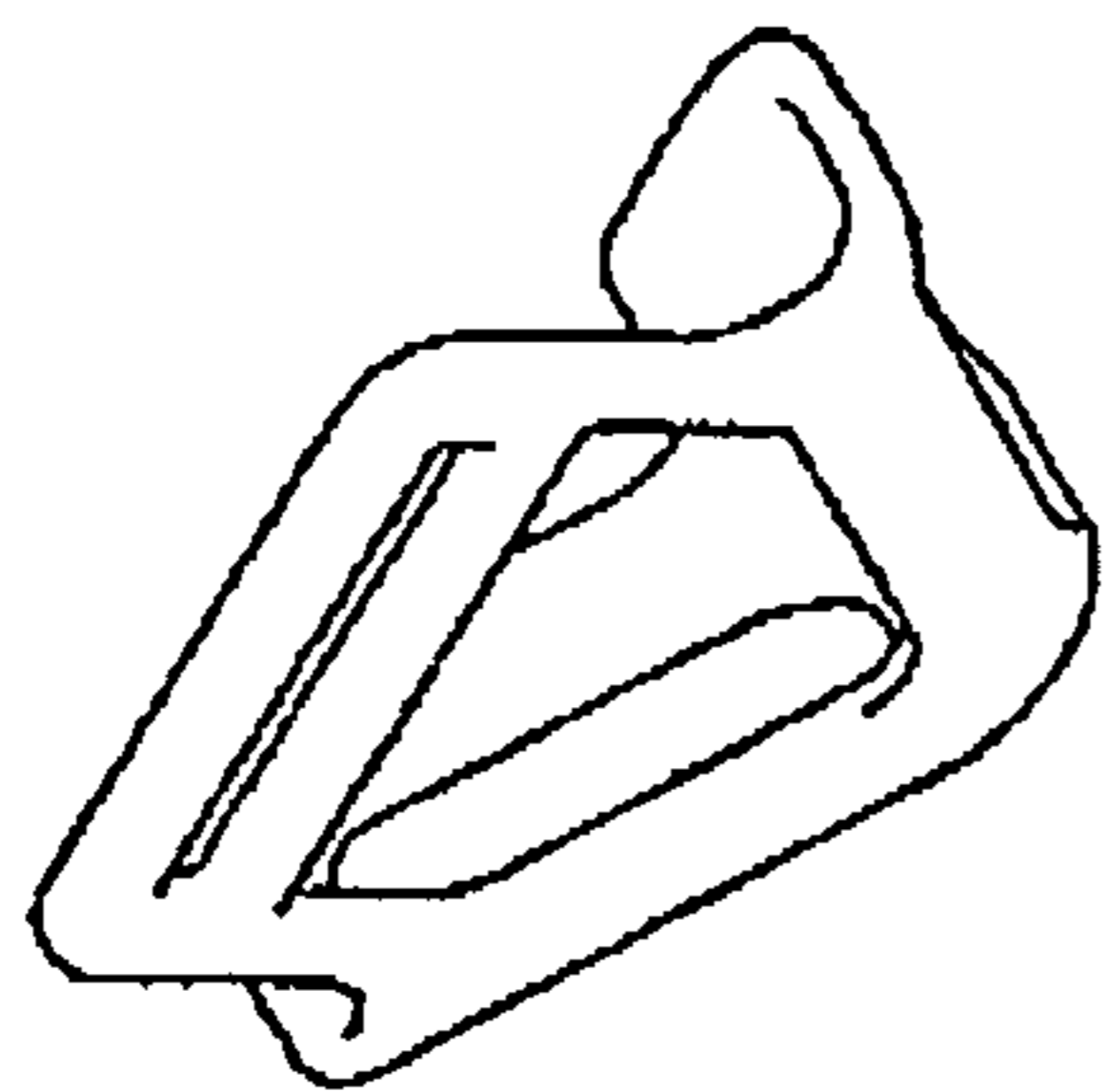


fig.2

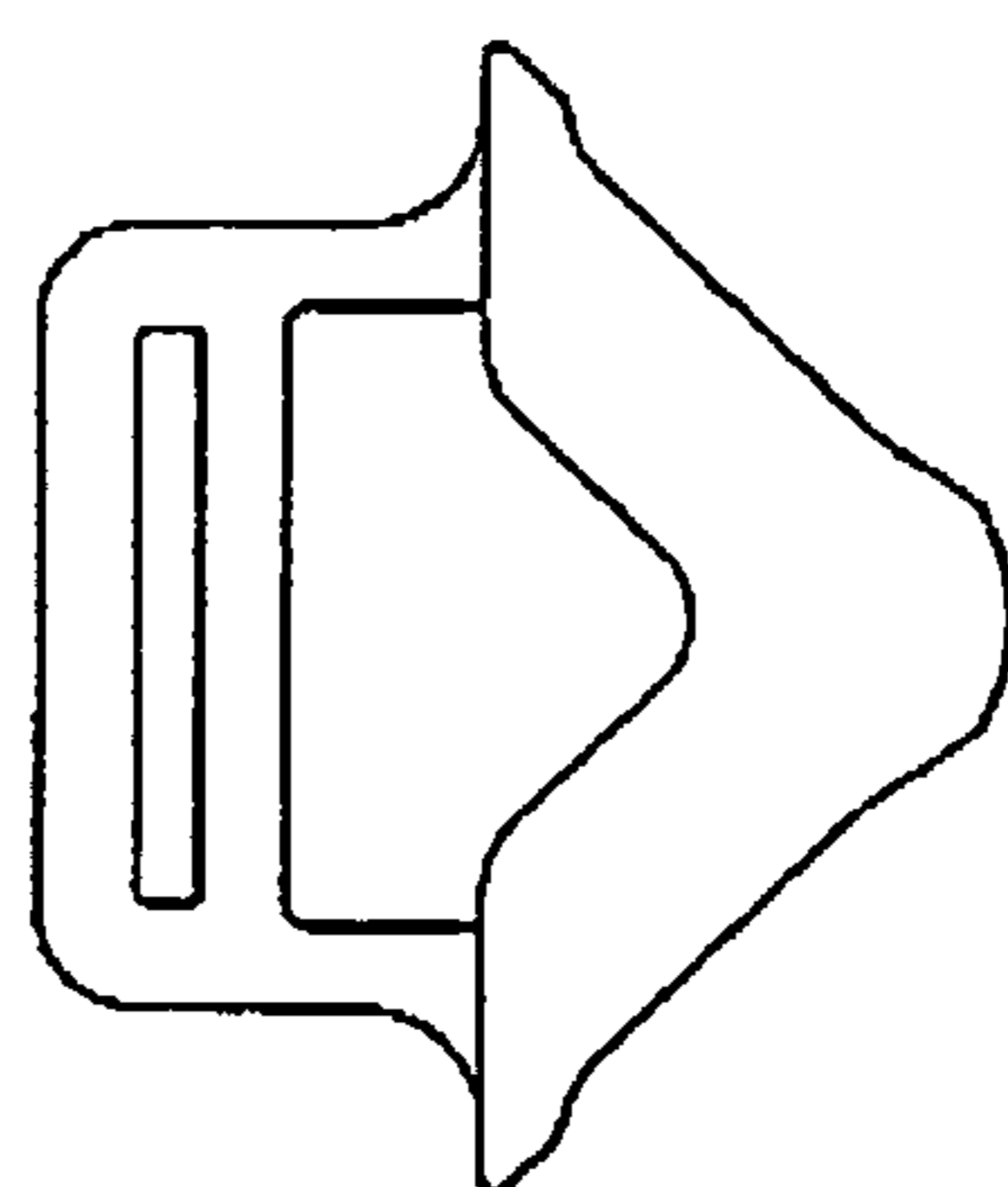


fig.3

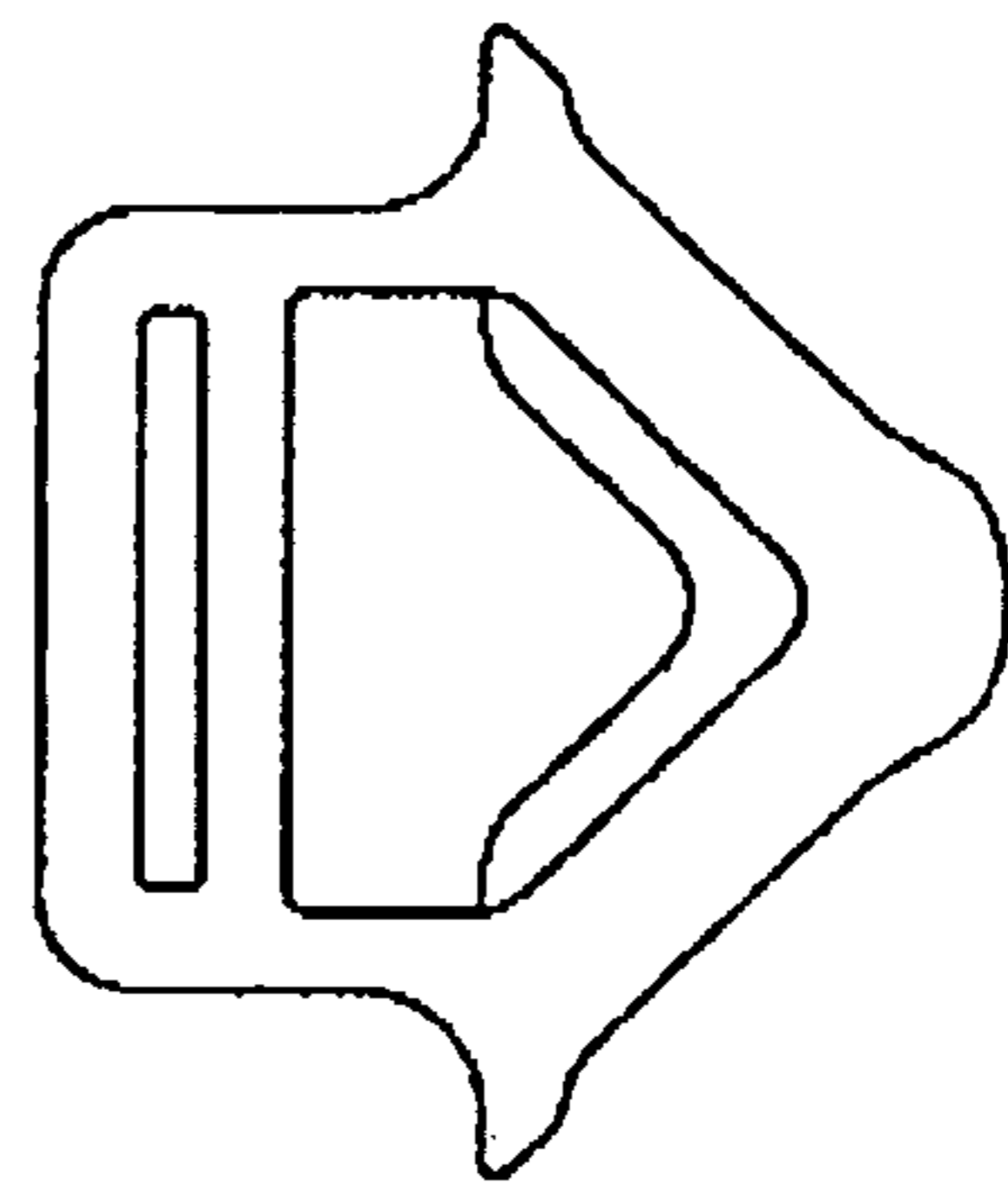


fig.4

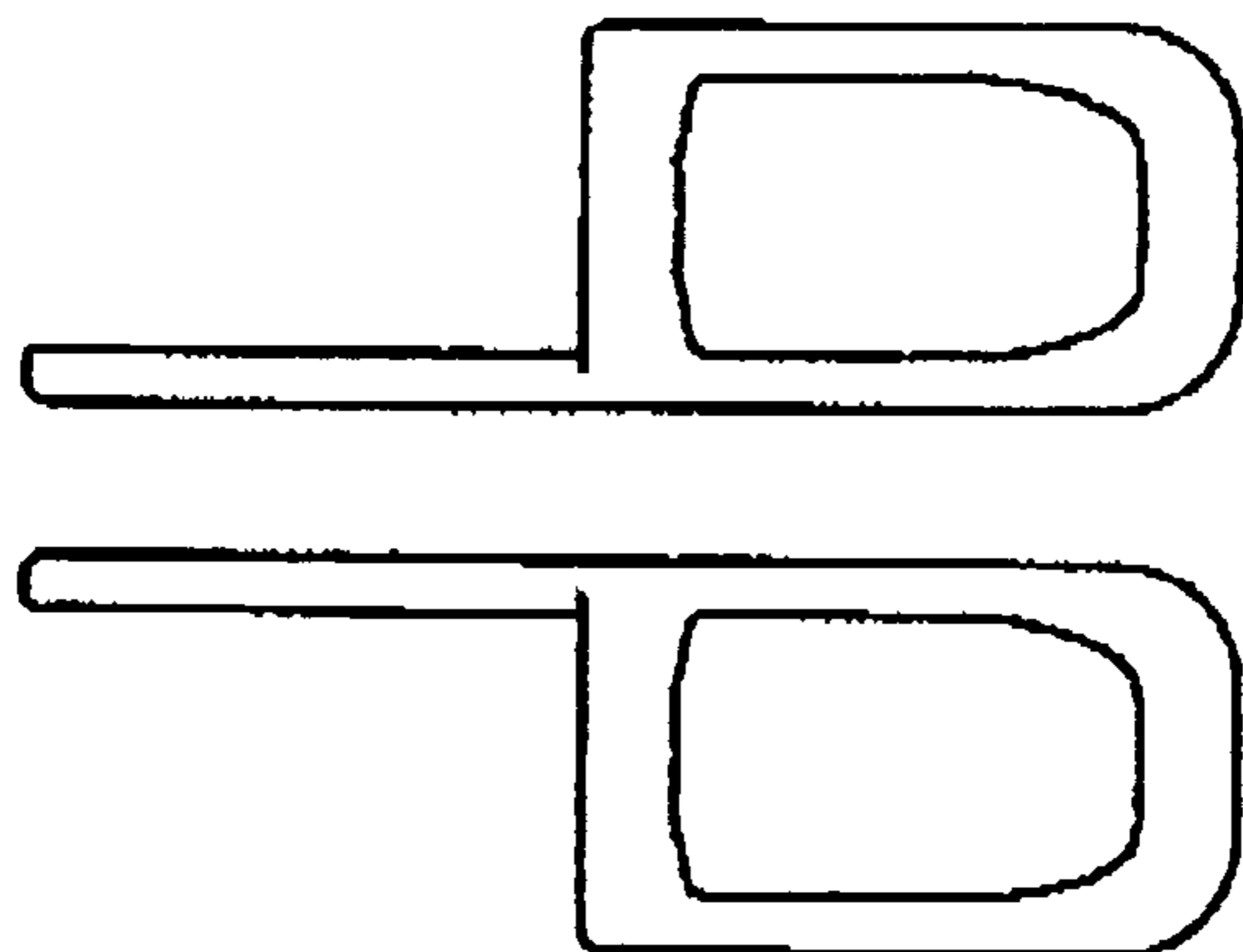


fig.5

fig.6

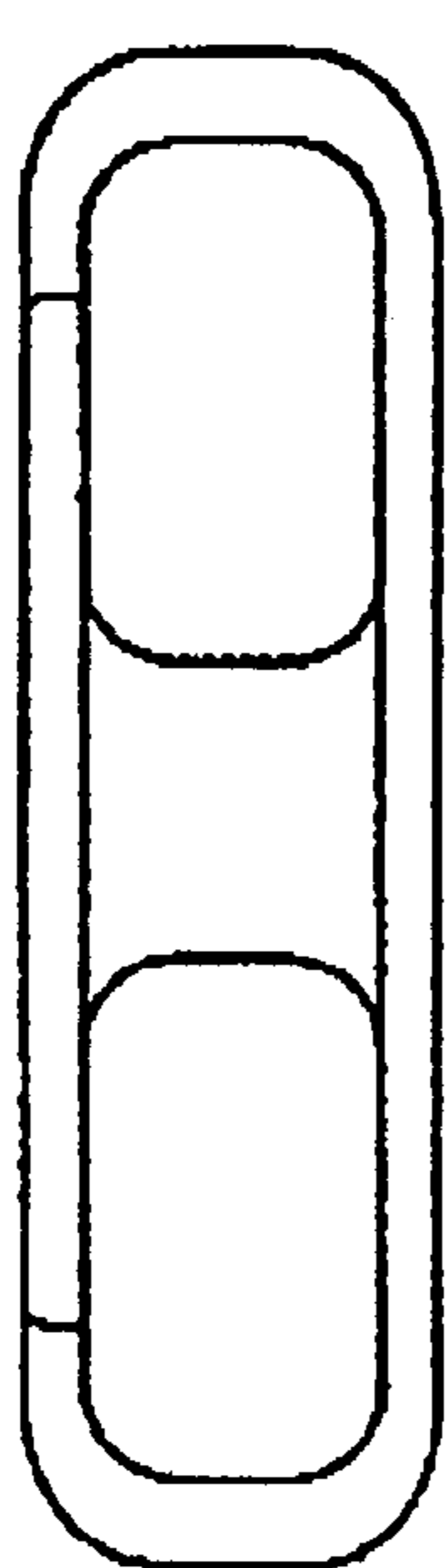


fig.7

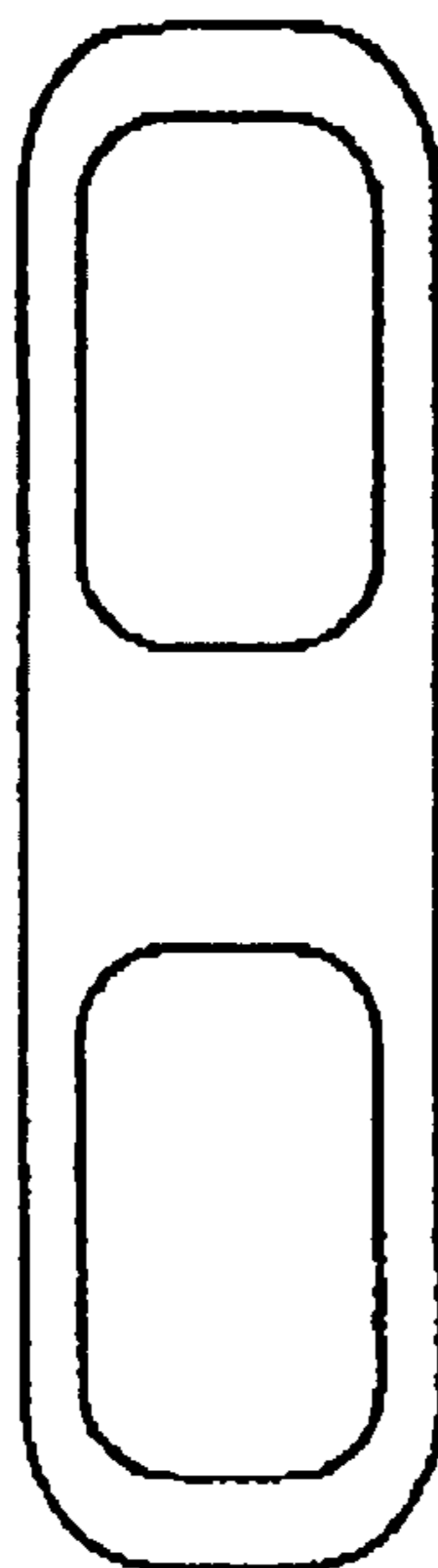


fig.8