



US00D707225S

(12) **United States Design Patent**
Shin et al.

(10) **Patent No.:** **US D707,225 S**
(45) **Date of Patent:** **** Jun. 17, 2014**

(54) **COMPUTER CASE**

(71) Applicant: **Zalman Tech Co., Ltd.**, Seoul (KR)
(72) Inventors: **Sung Ho Shin**, Seoul (KR); **Hyeong Uk Bae**, Seoul (KR)
(73) Assignee: **Zalman Tech Co., Ltd.**, Seoul (KR)
(**) Term: **14 Years**

(21) Appl. No.: **29/461,069**
(22) Filed: **Jul. 18, 2013**

(30) **Foreign Application Priority Data**
Jan. 22, 2013 (KR) 30-2013-0003748
(51) **LOC (10) Cl.** **14-02**
(52) **U.S. Cl.**
USPC **D14/349**
(58) **Field of Classification Search**
USPC D13/162, 184, 199; 312/223.1–223.3,
312/351.11; 360/99.01–99.12;
369/34.01–36.01; 361/679.6,
361/679.31–679.33
See application file for complete search history.

(56) **References Cited**

U.S. PATENT DOCUMENTS

5,867,369	A *	2/1999	Antonuccio et al.	361/796
D435,559	S *	12/2000	Tanaka	D14/444
6,549,398	B2 *	4/2003	Chen	361/679.58
D481,385	S *	10/2003	Tanaka	D14/308
D537,076	S *	2/2007	Lauffer et al.	D14/349
D575,779	S *	8/2008	Dearborn et al.	D14/349
D625,718	S *	10/2010	Lee et al.	D14/349

* cited by examiner

Primary Examiner — Freda S Nunn

(74) *Attorney, Agent, or Firm* — Abelman, Frayne & Schwab

(57) **CLAIM**

The ornamental design for a computer case, as shown and described.

DESCRIPTION

FIG. 1 is a top, front, and left side perspective view of a computer case, according to the present invention; FIG. 2 is a front view of the computer case of FIG. 1; FIG. 3 is a left side view of the computer case of FIG. 1; FIG. 4 is a right side view of the computer case of FIG. 1; and, FIG. 5 is a top view of the computer case of FIG. 1. The rear and bottom of the computer case are not visible during normal use.

1 Claim, 5 Drawing Sheets

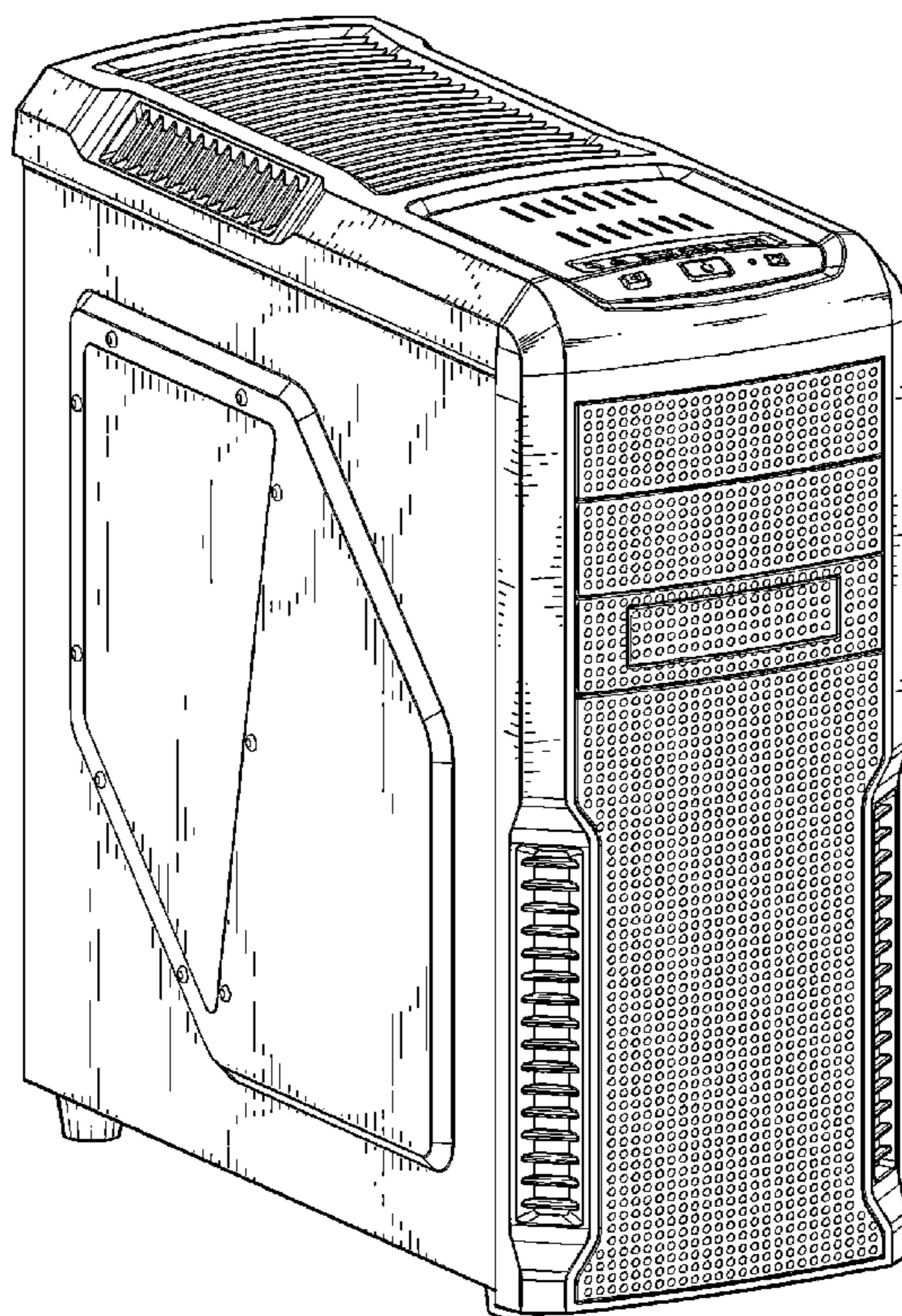


FIG. 1

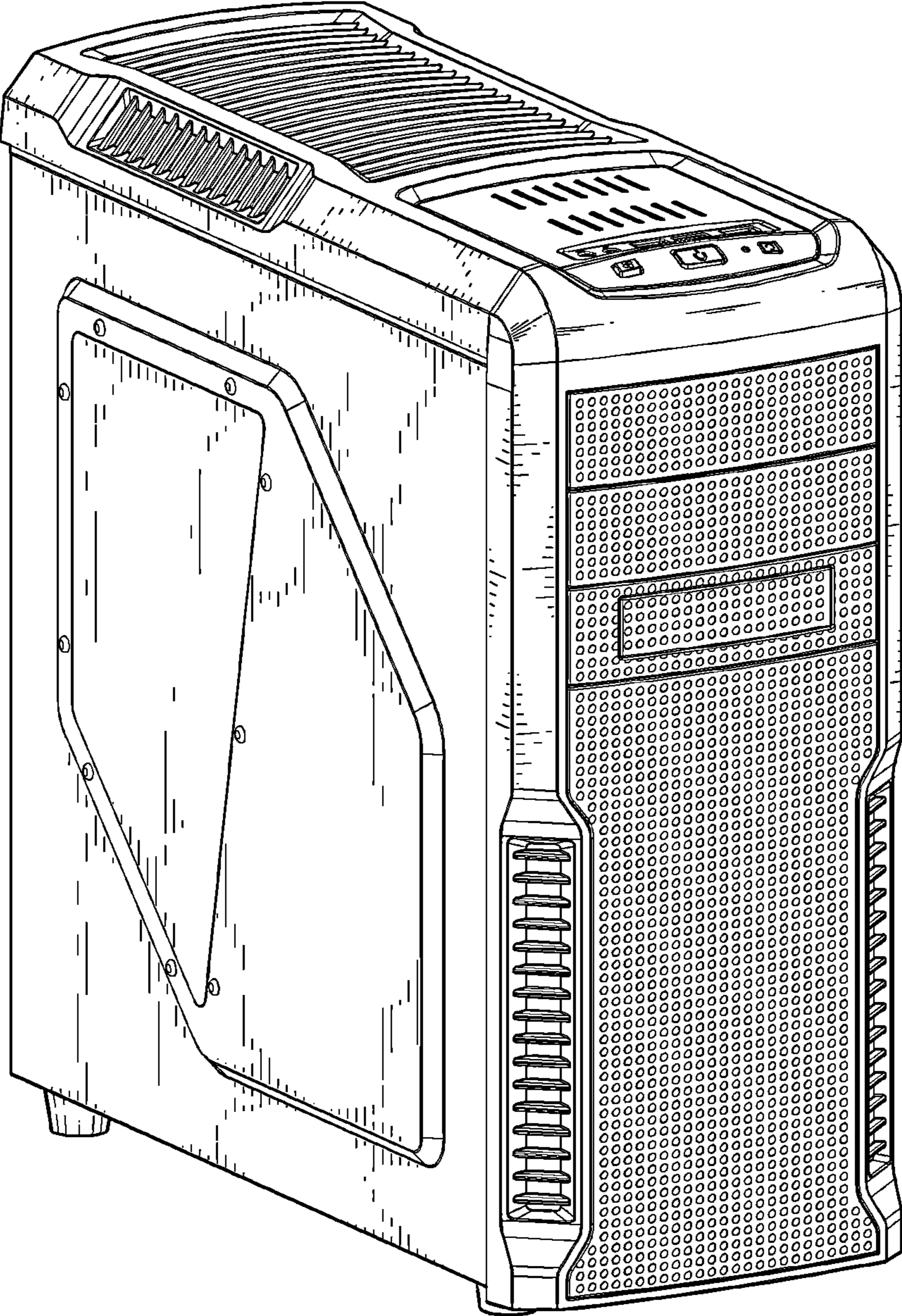


FIG. 2

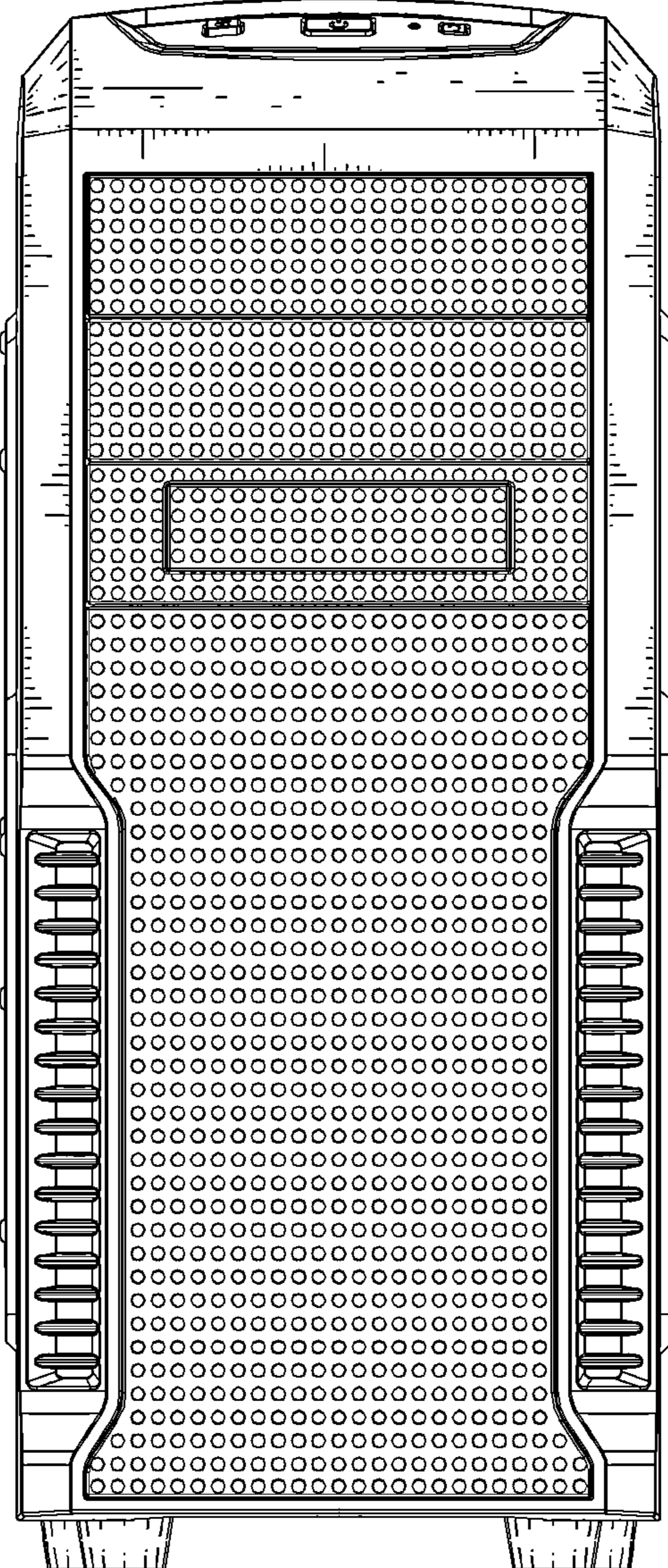


FIG. 3

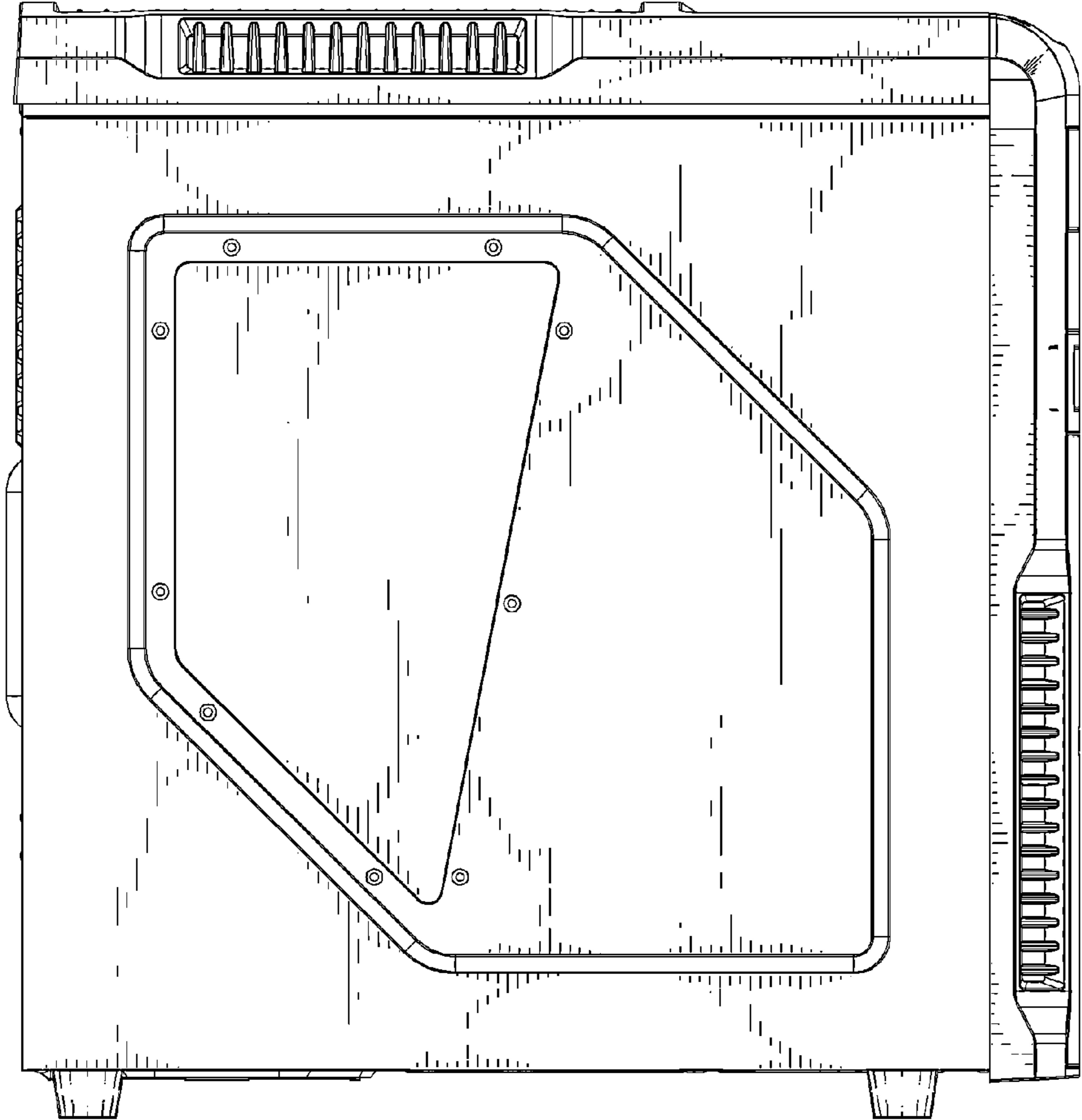


FIG. 4

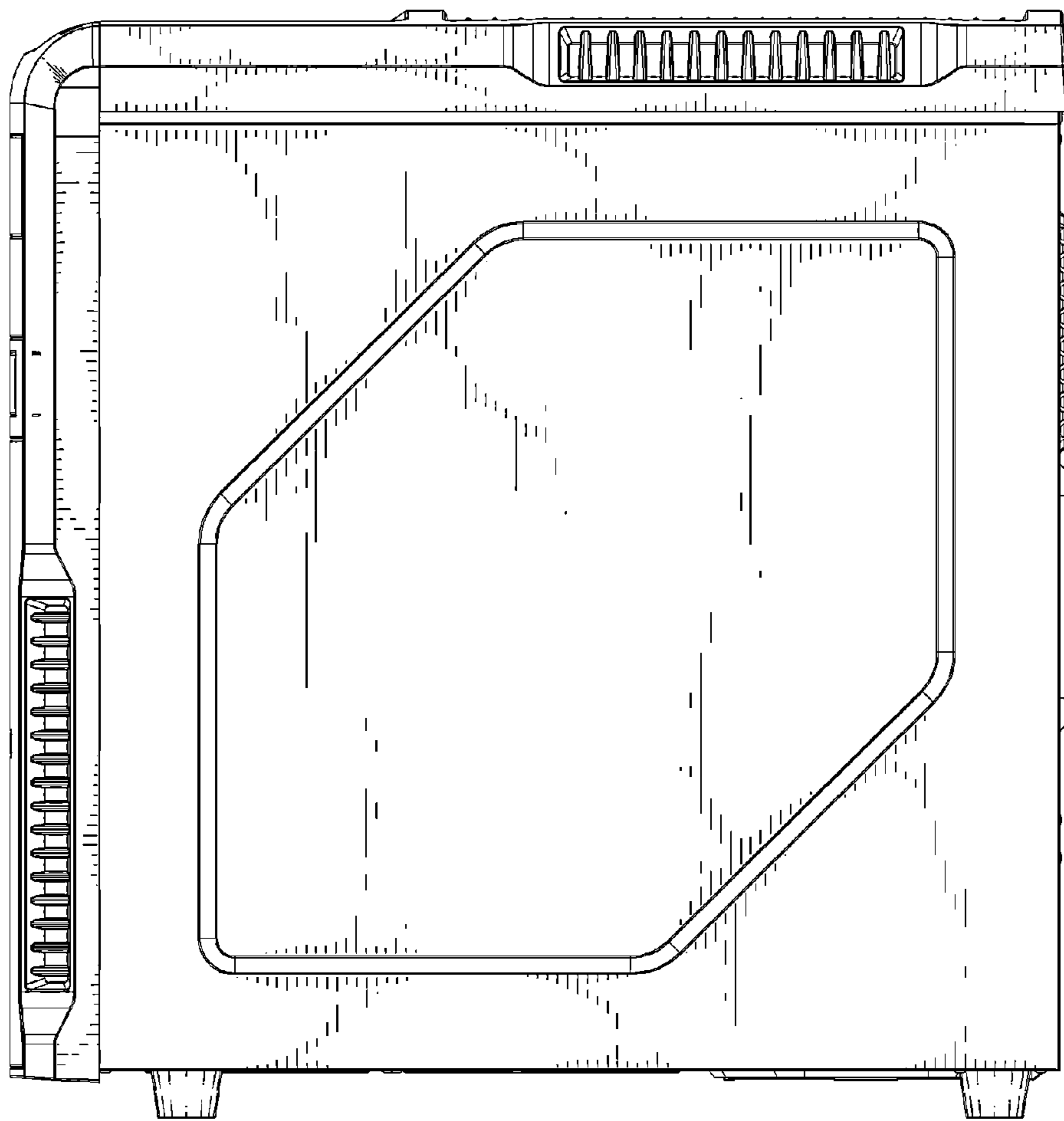


FIG. 5

