

US00D707212S

(12) **United States Design Patent**  
**Lim et al.**

(10) **Patent No.:** **US D707,212 S**  
(45) **Date of Patent:** **\*\* Jun. 17, 2014**

(54) **RESIDENTIAL GATEWAY**  
(71) Applicant: **KT Corporation**, Seongnam (KR)  
(72) Inventors: **Jae-Hee Lim**, Seoul (KR); **Ki-Hwan Kyoung**, Seoul (KR); **Seh-Young Koh**, Seoul (KR); **Chi-Won Song**, Seoul (KR)  
(73) Assignee: **KT Corporation**, Seongnam (KR)

D626,099 S \* 10/2010 Huang ..... D14/125  
D635,940 S \* 4/2011 Cho et al. .... D14/125  
D640,213 S \* 6/2011 Luo ..... D14/125  
D640,692 S \* 6/2011 Waisman-Diamond ..... D14/358  
D641,365 S \* 7/2011 Lee et al. .... D14/368  
D641,722 S \* 7/2011 Luo ..... D14/125  
D647,866 S \* 11/2011 Chen ..... D14/125  
D648,689 S \* 11/2011 Mehlsen ..... D14/125  
D685,355 S \* 7/2013 Holleman et al. .... D14/240  
D694,205 S \* 11/2013 Lim et al. .... D14/125

(\*\*) Term: **14 Years**  
(21) Appl. No.: **29/437,841**  
(22) Filed: **Nov. 21, 2012**

\* cited by examiner  
*Primary Examiner* — Bridget L Eland  
(74) *Attorney, Agent, or Firm* — Sughrue Mion, PLLC

(30) **Foreign Application Priority Data**  
May 22, 2012 (KR) ..... 30-2012-0025133

(57) **CLAIM**  
The ornamental design for a residential gateway, as shown and described.

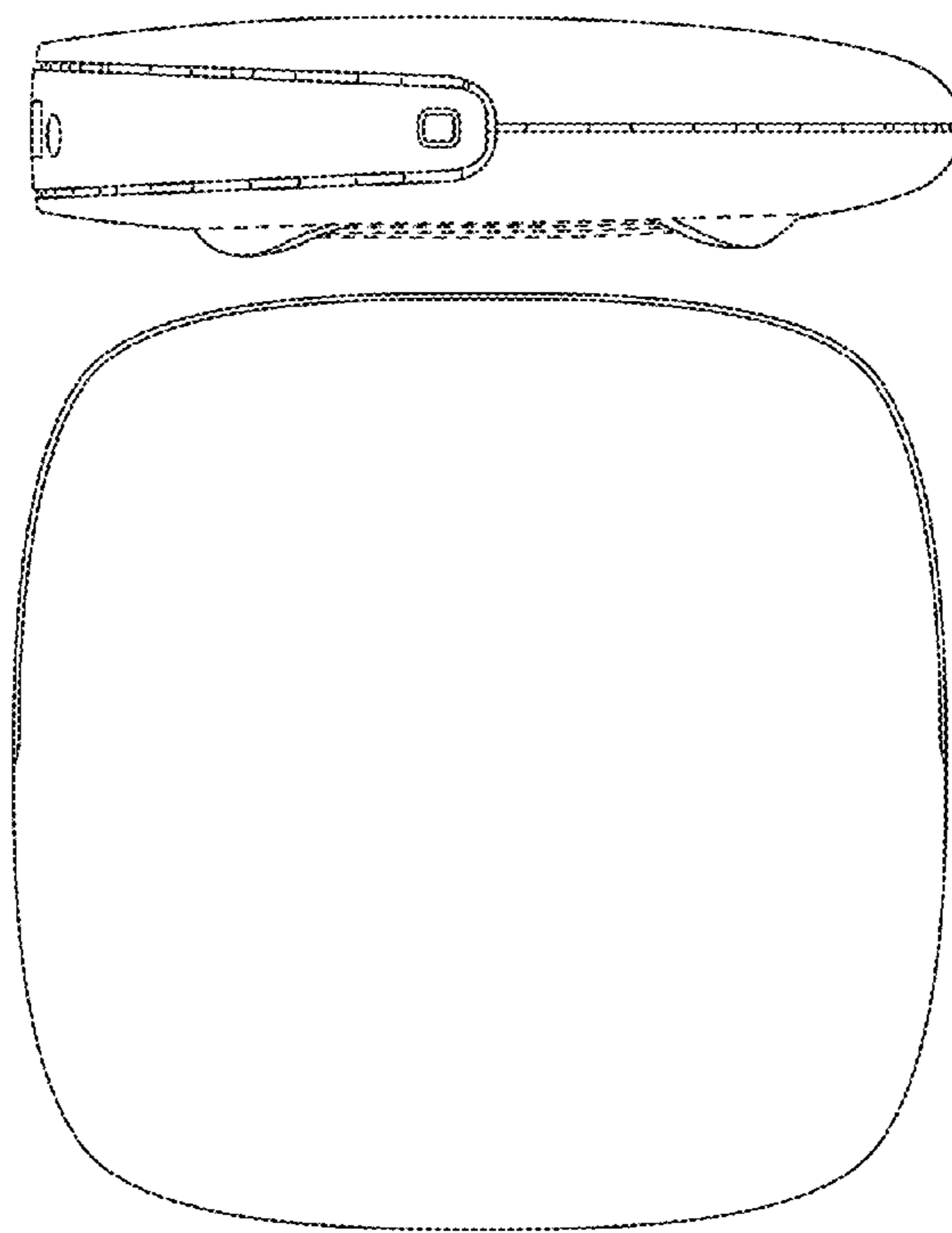
(51) **LOC (10) Cl.** ..... **14-03**  
(52) **U.S. Cl.**  
USPC ..... **D14/242**  
(58) **Field of Classification Search**  
USPC ..... D14/242, 240, 435.1, 357, 358,  
D14/140-140.9, 155, 137, 139, 243, 348,  
D14/349, 351, 354, 355, 138 AD; 375/222;  
455/557; 725/111  
See application file for complete search history.

**DESCRIPTION**

FIG. 1 is a perspective view that comprises my invention;  
FIG. 2 is a front view thereof;  
FIG. 3 is a rear view thereof;  
FIG. 4 is a left side view thereof;  
FIG. 5 is a right side view thereof;  
FIG. 6 is a top view thereof; and,  
FIG. 7 is a bottom view thereof.  
The broken lines immediately adjacent the claimed areas represent the bounds of the claimed design while all other broken lines are directed to environment and are for illustrative purposes only; the broken lines form no part of the claimed design.

(56) **References Cited**  
U.S. PATENT DOCUMENTS  
D522,994 S \* 6/2006 Bhakta ..... D14/507  
D595,736 S \* 7/2009 Son et al. .... D14/502

**1 Claim, 3 Drawing Sheets**



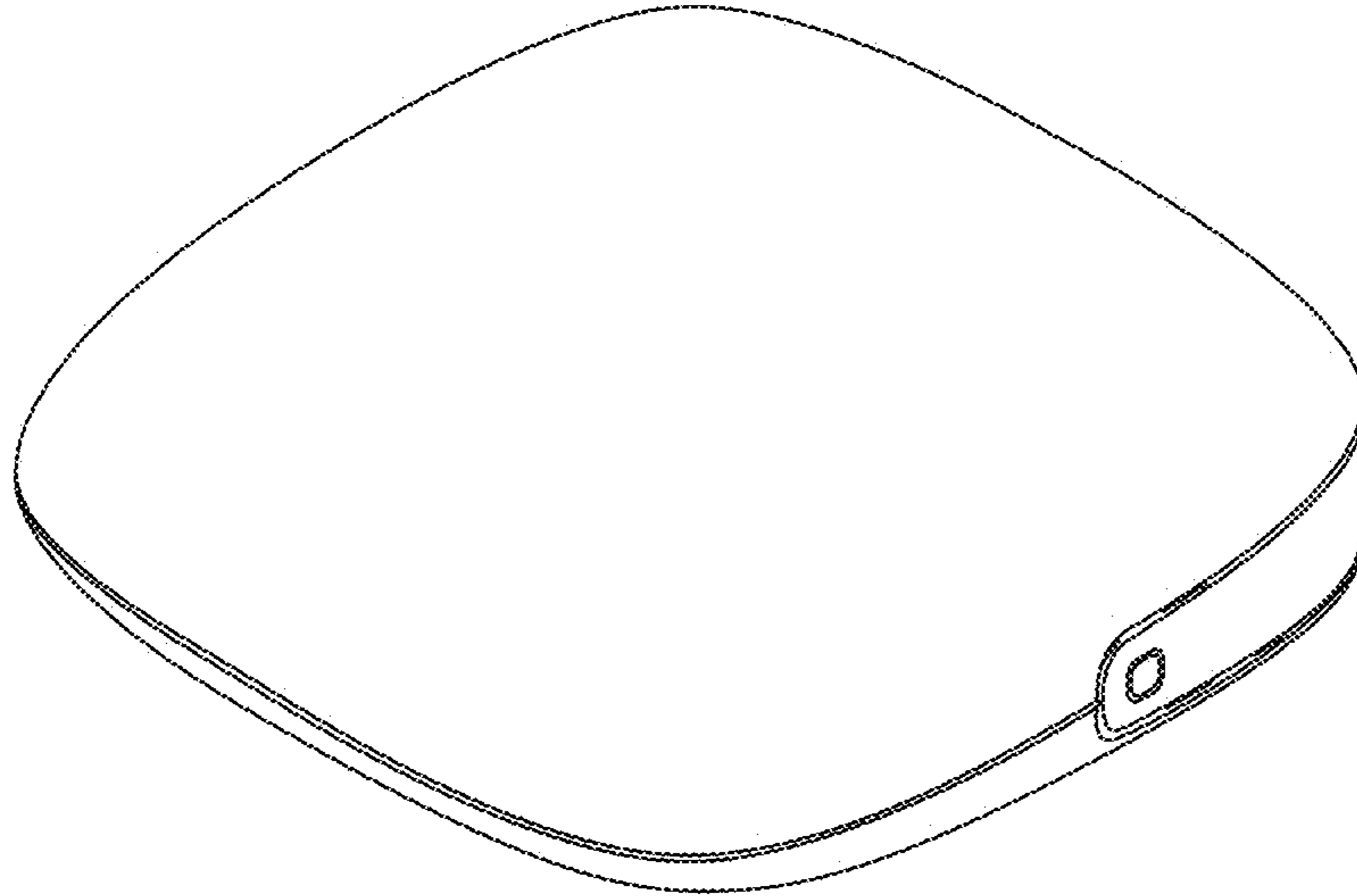


FIG. 1




FIG. 2

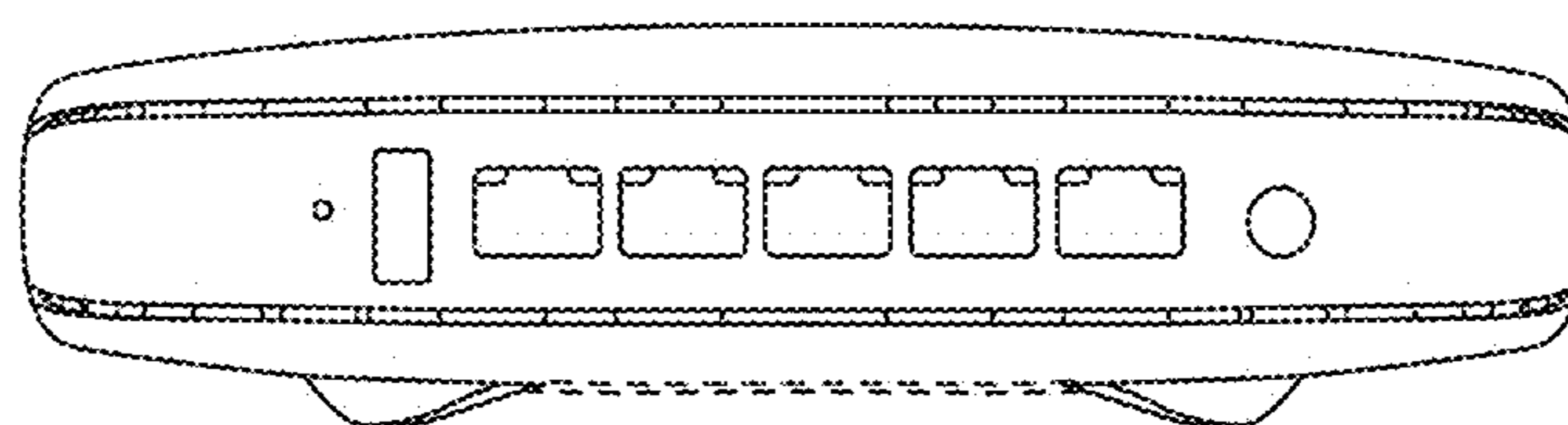


FIG. 3

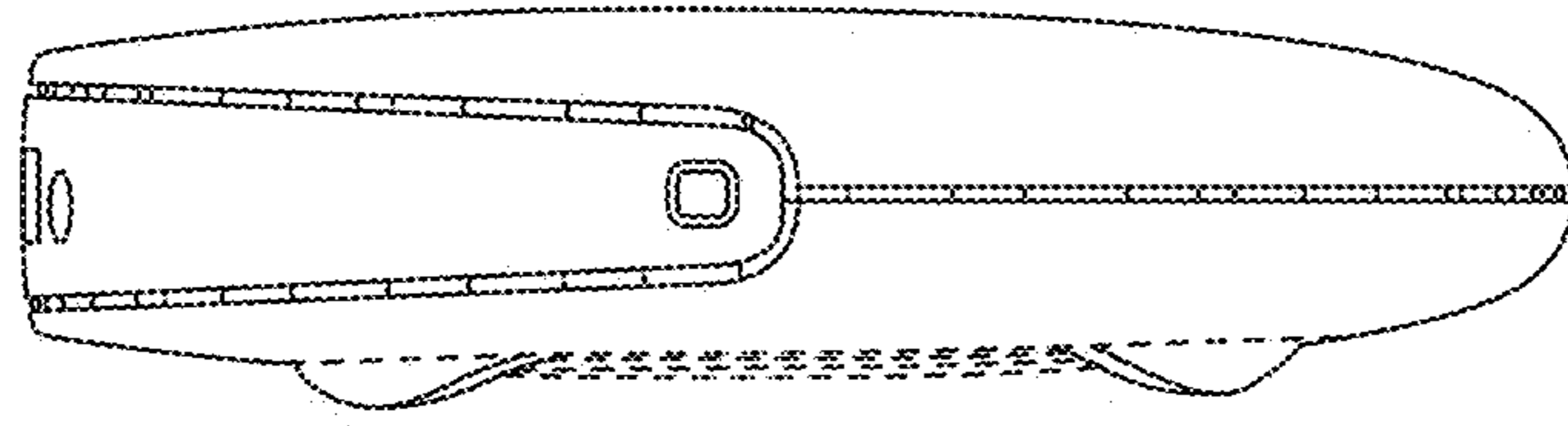


FIG. 4

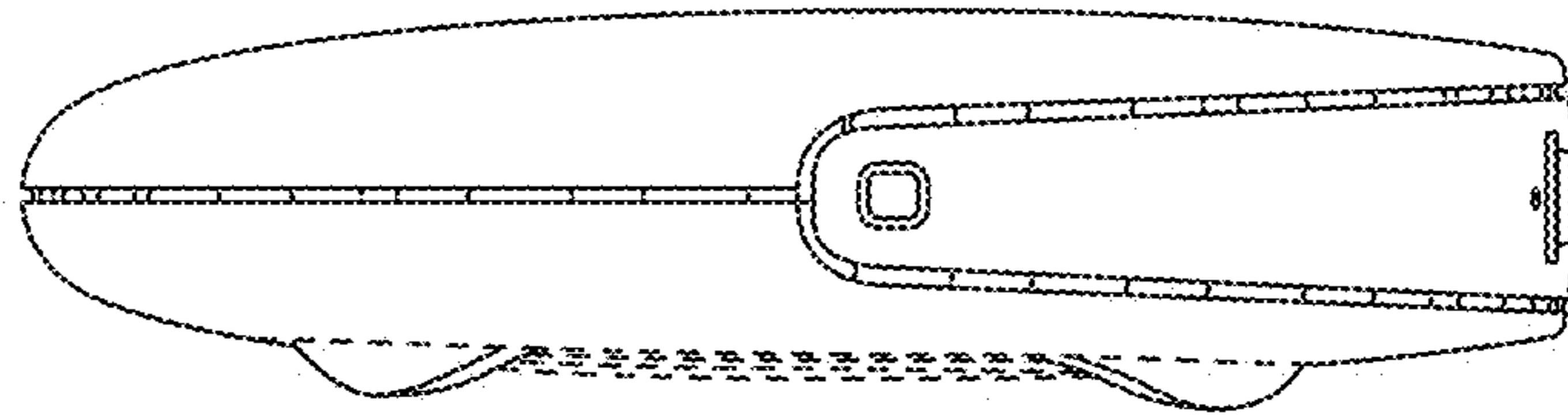


FIG. 5




FIG. 6

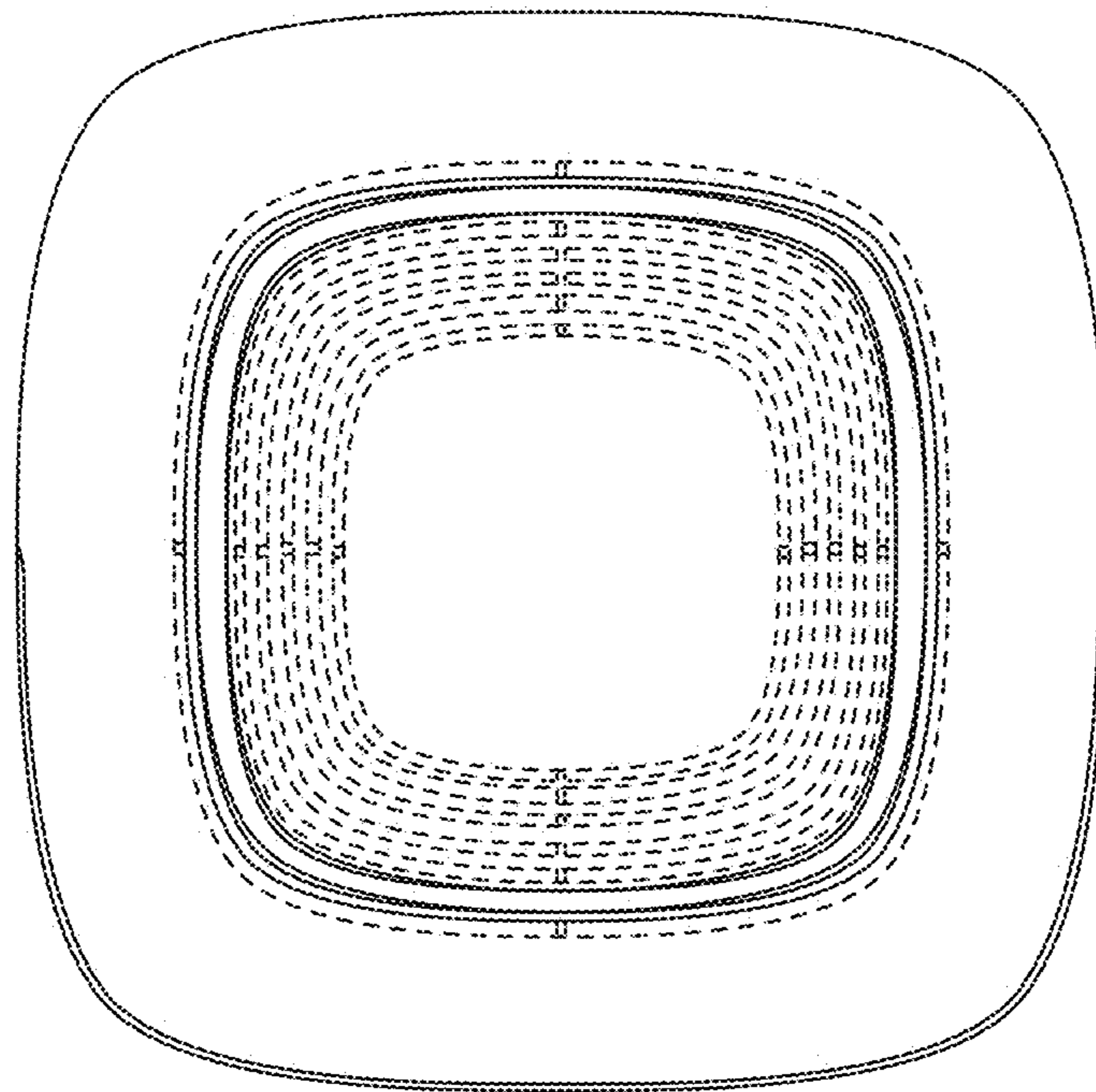


FIG. 7