



US00D707184S

(12) **United States Design Patent**
Gago et al.

(10) **Patent No.:** **US D707,184 S**

(45) **Date of Patent:** **** Jun. 17, 2014**

(54) **ELECTRICAL CABLE SET**

(71) Applicants: **Jose Alvarez Gago**, Miami, FL (US);
Andres Castano, Miami, FL (US)

(72) Inventors: **Jose Alvarez Gago**, Miami, FL (US);
Andres Castano, Miami, FL (US)

(**) Term: **14 Years**

(21) Appl. No.: **29/434,883**

(22) Filed: **Oct. 17, 2012**

(51) **LOC (10) Cl.** **13-03**

(52) **U.S. Cl.**
USPC **D13/153**

(58) **Field of Classification Search**
USPC D13/152, 164, 184, 137.1, 139.1, 153,
D13/137.2, 133, 137.4, 139.7, 130, 128,
D13/132, 138.2, 139.3, 139.4, 139.8, 139.6,
D13/123, 160, 107, 137.3, 138.1, 139.2,
D13/139.5, 162, 178, 199; 361/683, 118,
361/119; D9/416, 423; 52/173.1, 656.2;
248/231.91

See application file for complete search history.

D450,039 S * 11/2001 Goto D13/147
D455,404 S * 4/2002 Owens et al. D13/153
D553,089 S * 10/2007 Victor D13/147
D586,753 S * 2/2009 Diamond et al. D13/147
D592,149 S * 5/2009 Lee et al. D13/153
D604,253 S * 11/2009 Andre et al. D13/154
D675,996 S * 2/2013 Geron et al. D13/153

* cited by examiner

Primary Examiner — Robert M Spear
Assistant Examiner — Rhea Shields
(74) *Attorney, Agent, or Firm* — QuickPatents; Kevin Prince

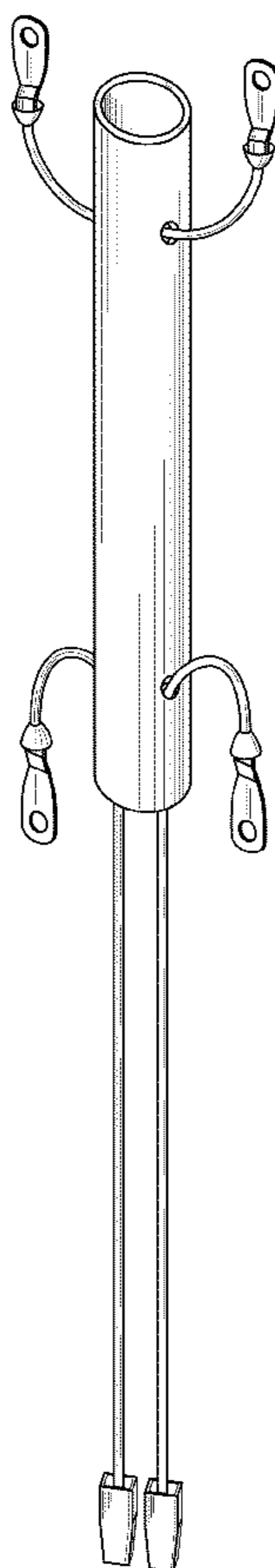
(57) **CLAIM**
We claim the ornamental design for an electrical cable set, as shown and described.

DESCRIPTION

FIG. 1 is a perspective view of an electrical cable set, showing our new design;
FIG. 2 is a front elevational view thereof, the rear elevational view being a mirror image thereof;
FIG. 3 is a left-side elevational view thereof;
FIG. 4 is a right-side elevational view thereof;
FIG. 5 is a top plan view thereof; and,
FIG. 6 is a bottom plan view thereof.

(56) **References Cited**
U.S. PATENT DOCUMENTS
1,847,865 A * 3/1932 Cornell 323/305

1 Claim, 2 Drawing Sheets



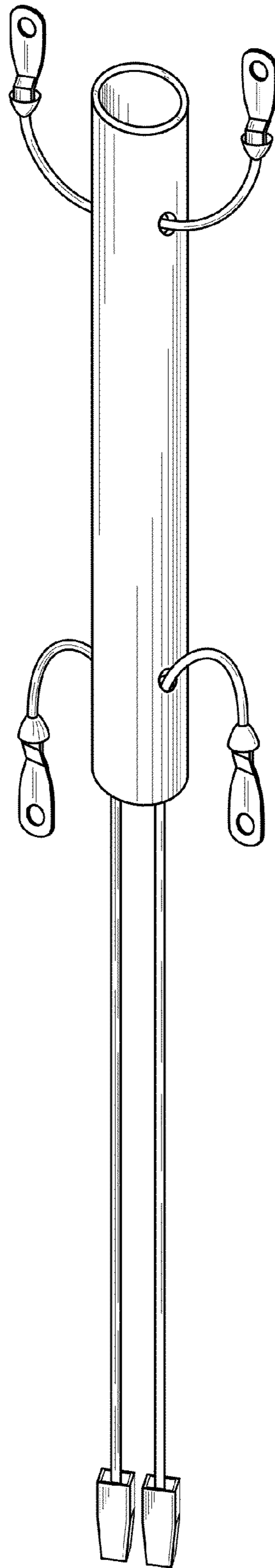


FIG. 1

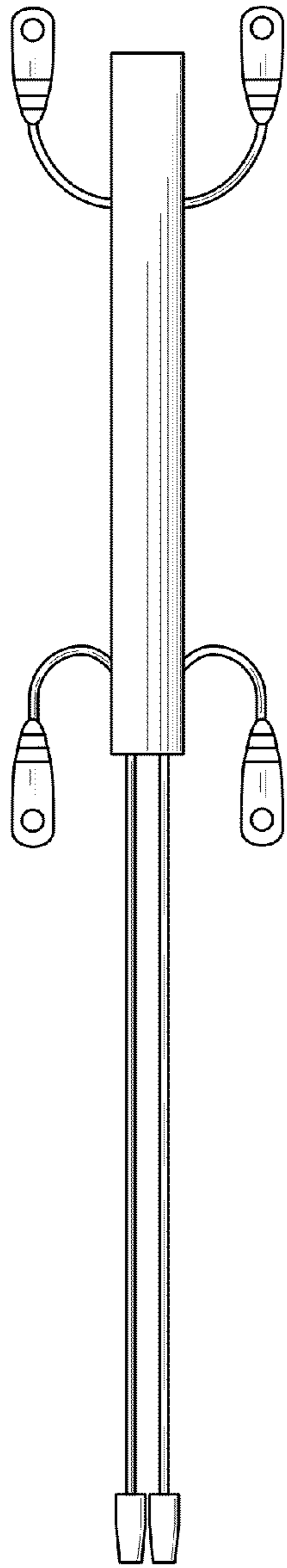


FIG. 2

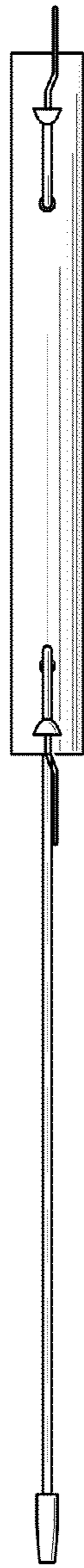


FIG. 3

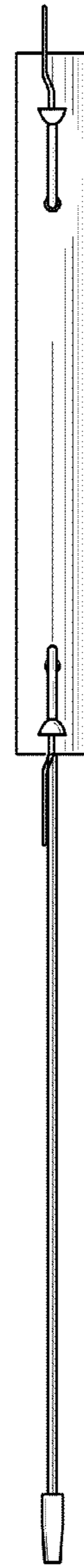


FIG. 4

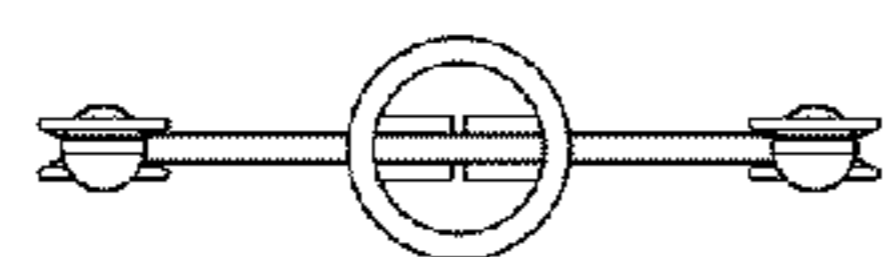


FIG. 5

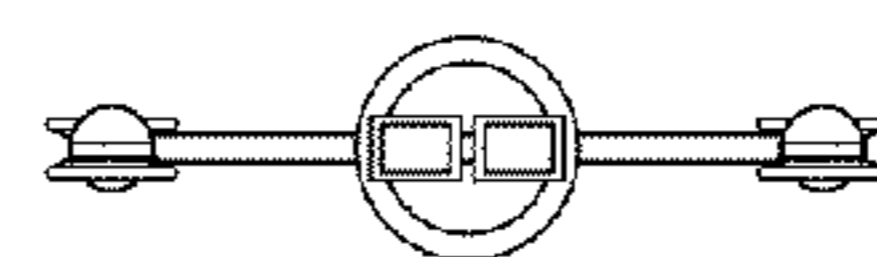


FIG. 6