



US00D707182S

(12) **United States Design Patent**
Smith et al.

(10) **Patent No.:** **US D707,182 S**
(45) **Date of Patent:** **** *Jun. 17, 2014**

- (54) **ELECTRICAL CONNECTOR**
- (71) Applicants: **Jason Smith**, Sartell, MN (US); **Emad Soubh**, Camas, WA (US); **John Grant**, Sherborn, MA (US)
- (72) Inventors: **Jason Smith**, Sartell, MN (US); **Emad Soubh**, Camas, WA (US); **John Grant**, Sherborn, MA (US)
- (73) Assignee: **AirBorn, Inc.**, Georgetown, TX (US)
- (*) Notice: This patent is subject to a terminal disclaimer.
- (**) Term: **14 Years**
- (21) Appl. No.: **29/437,277**
- (22) Filed: **Nov. 14, 2012**
- (51) **LOC (10) Cl.** **13-03**
- (52) **U.S. Cl.**
USPC **D13/147**
- (58) **Field of Classification Search**
USPC D13/146, 147, 154, 184, 199;
439/78-79, 82, 180, 246, 252, 278,
439/350-351, 353, 357, 374, 378-379, 381,
439/527, 529, 533, 660, 676-677, 680, 686,
439/692, 892, 894
See application file for complete search history.

| | | | | | |
|-----------|-----|---------|------------------|-------|---------|
| 5,273,453 | A * | 12/1993 | Manassero et al. | | 439/352 |
| 5,277,596 | A * | 1/1994 | Dixon | | 439/79 |
| D372,460 | S * | 8/1996 | Aramaki | | D13/147 |
| 5,860,815 | A * | 1/1999 | Feldman et al. | | 439/79 |
| D409,573 | S * | 5/1999 | Shimojo et al. | | D13/147 |
| D409,575 | S * | 5/1999 | Okamoto | | D13/147 |
| D414,162 | S * | 9/1999 | Huang | | D13/147 |
| D427,565 | S * | 7/2000 | Lok | | D13/147 |
| D432,501 | S * | 10/2000 | Ohtani | | D13/147 |
| 6,155,887 | A | 12/2000 | Cuff et al. | | |
| 6,220,869 | B1 | 4/2001 | Grant et al. | | |
| 6,318,632 | B1 | 11/2001 | Grant et al. | | |
| D451,476 | S * | 12/2001 | Wang et al. | | D13/147 |
| D458,901 | S * | 6/2002 | Larsen et al. | | D13/147 |
| D459,310 | S * | 6/2002 | Tanaka | | D13/147 |
| 6,877,992 | B2 | 4/2005 | Grant et al. | | |
| 7,021,942 | B2 | 4/2006 | Grant et al. | | |
| 7,187,076 | B2 | 3/2007 | Cuff et al. | | |
| D543,508 | S | 5/2007 | Dever | | |
| D549,659 | S | 8/2007 | Dever | | |
| D560,613 | S | 1/2008 | McEvoy et al. | | |

(Continued)

Primary Examiner — Daniel Bui
(74) *Attorney, Agent, or Firm* — Locke Lord LLP

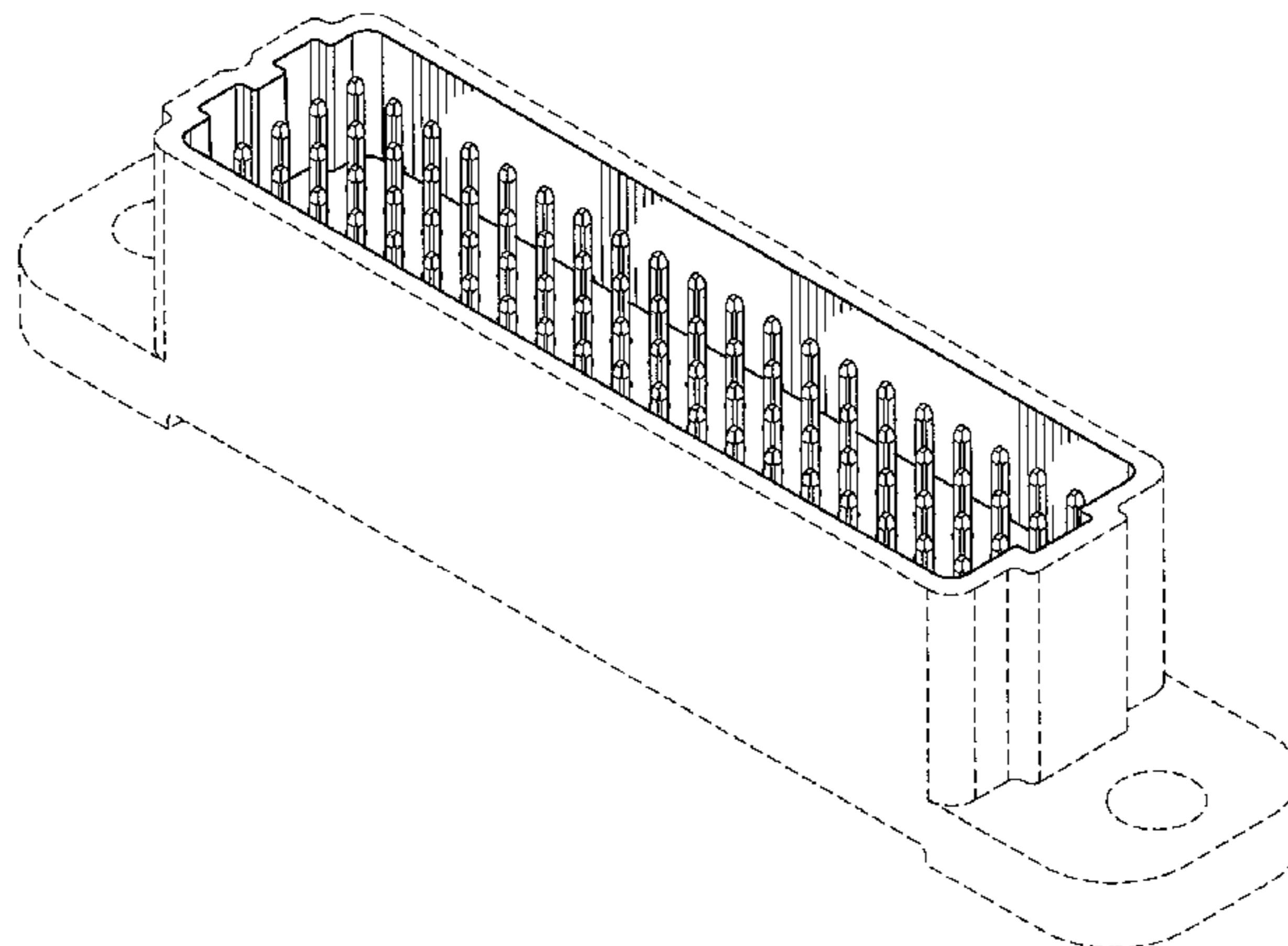
(57) **CLAIM**
The ornamental design for an electrical connector, as shown and described.

DESCRIPTION

FIG. 1 is a top perspective view of an electrical connector showing our new design;
FIG. 2 is a front elevation view thereof;
FIG. 3 is a back elevation view thereof;
FIG. 4 is a left side elevation view thereof;
FIG. 5 is a right side elevation view thereof;
FIG. 6 is a top elevation view thereof;
FIG. 7 is a bottom elevation view thereof; and,
FIG. 8 is a bottom perspective view thereof.
The broken line in the figure drawing views is included for the purpose of illustrating unclaimed environment only and forms no part of the claim designed.

1 Claim, 5 Drawing Sheets

- (56) **References Cited**
U.S. PATENT DOCUMENTS
- 3,002,175 A * 9/1961 Rosenfeld et al. 439/564
- D194,501 S * 2/1963 Maurer D13/147
- 3,501,736 A * 3/1970 Norris 439/353
- D269,673 S * 7/1983 Johansson et al. D13/147
- D272,145 S * 1/1984 Casciotti et al. D13/147
- D274,719 S * 7/1984 Casciotti et al. D13/147
- D328,595 S * 8/1992 Lou D14/438
- D330,704 S * 11/1992 Wagner D14/242
- D335,486 S * 5/1993 Fatalo D13/147



(56)

References Cited

U.S. PATENT DOCUMENTS

D560,614 S 1/2008 McEvoy et al.
D561,103 S 2/2008 Grant
D561,107 S 2/2008 Cuff et al.
D561,108 S 2/2008 Cuff et al.
D561,109 S 2/2008 Howerton et al.
D561,110 S 2/2008 Howerton et al.
D561,698 S 2/2008 Cuff et al.
D562,248 S 2/2008 Howerton et al.
D562,249 S 2/2008 Howerton et al.

D562,775 S 2/2008 Cuff et al.
D563,877 S 3/2008 Grant
D563,878 S 3/2008 Grant
D563,879 S 3/2008 Grant
D563,880 S 3/2008 Grant
D563,881 S 3/2008 Howerton et al.
D563,882 S 3/2008 Howerton et al.
D563,883 S 3/2008 Dever
D563,884 S 3/2008 Dever
D563,885 S 3/2008 Dever
D563,886 S 3/2008 Dever
D563,887 S 3/2008 Dever

* cited by examiner

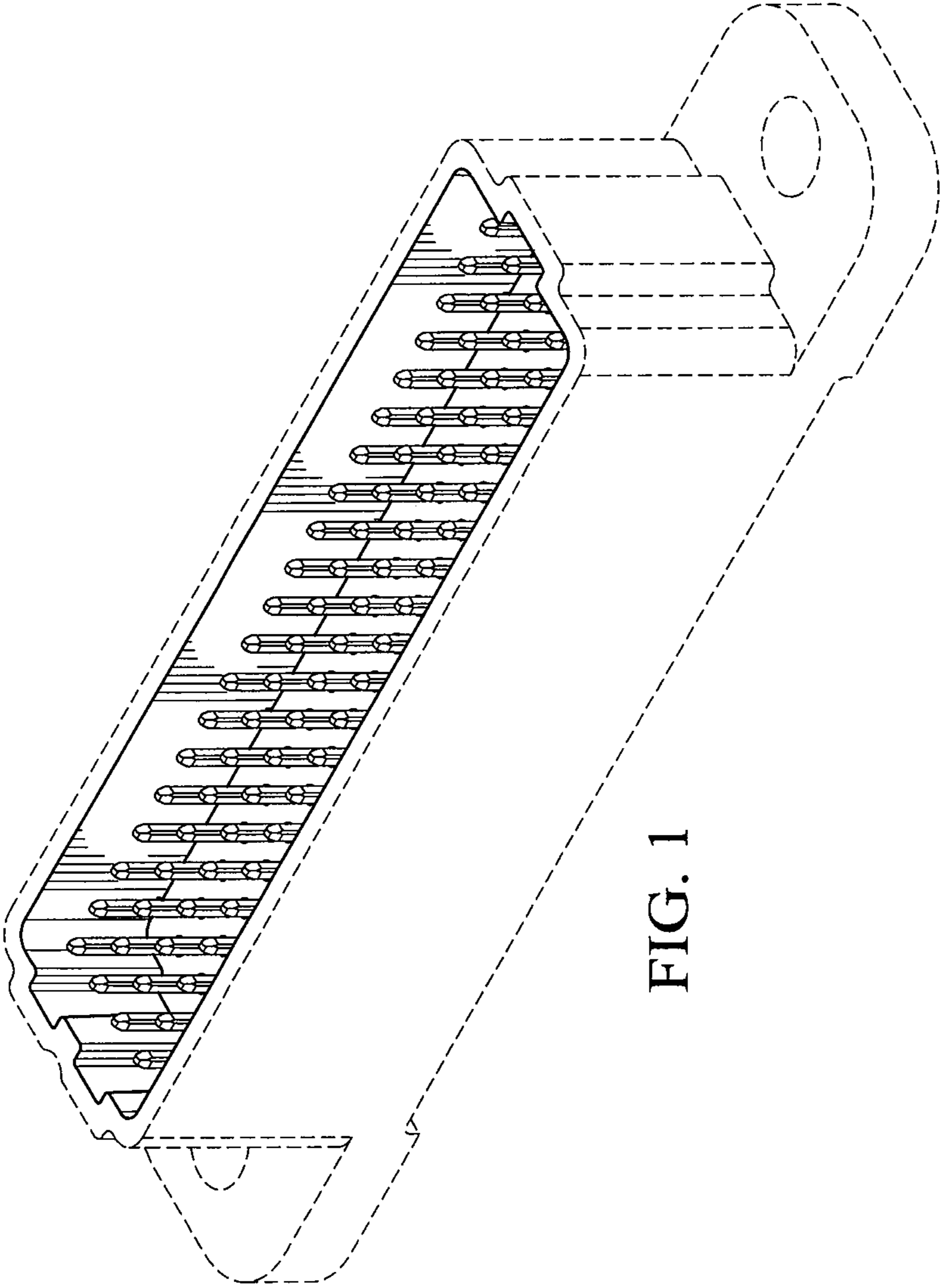


FIG. 1

FIG. 2




FIG. 3

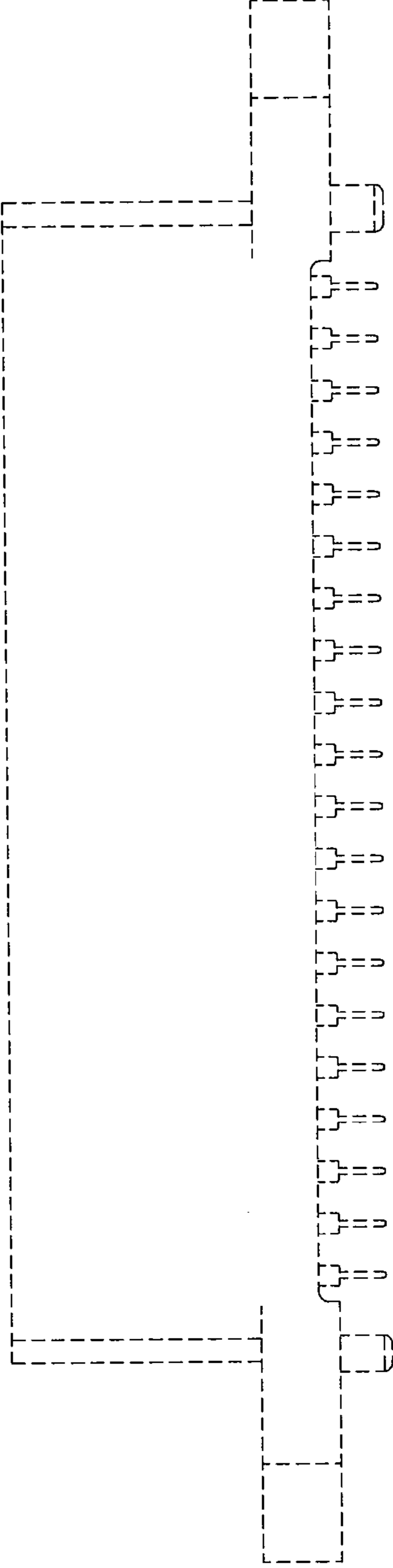


FIG. 5

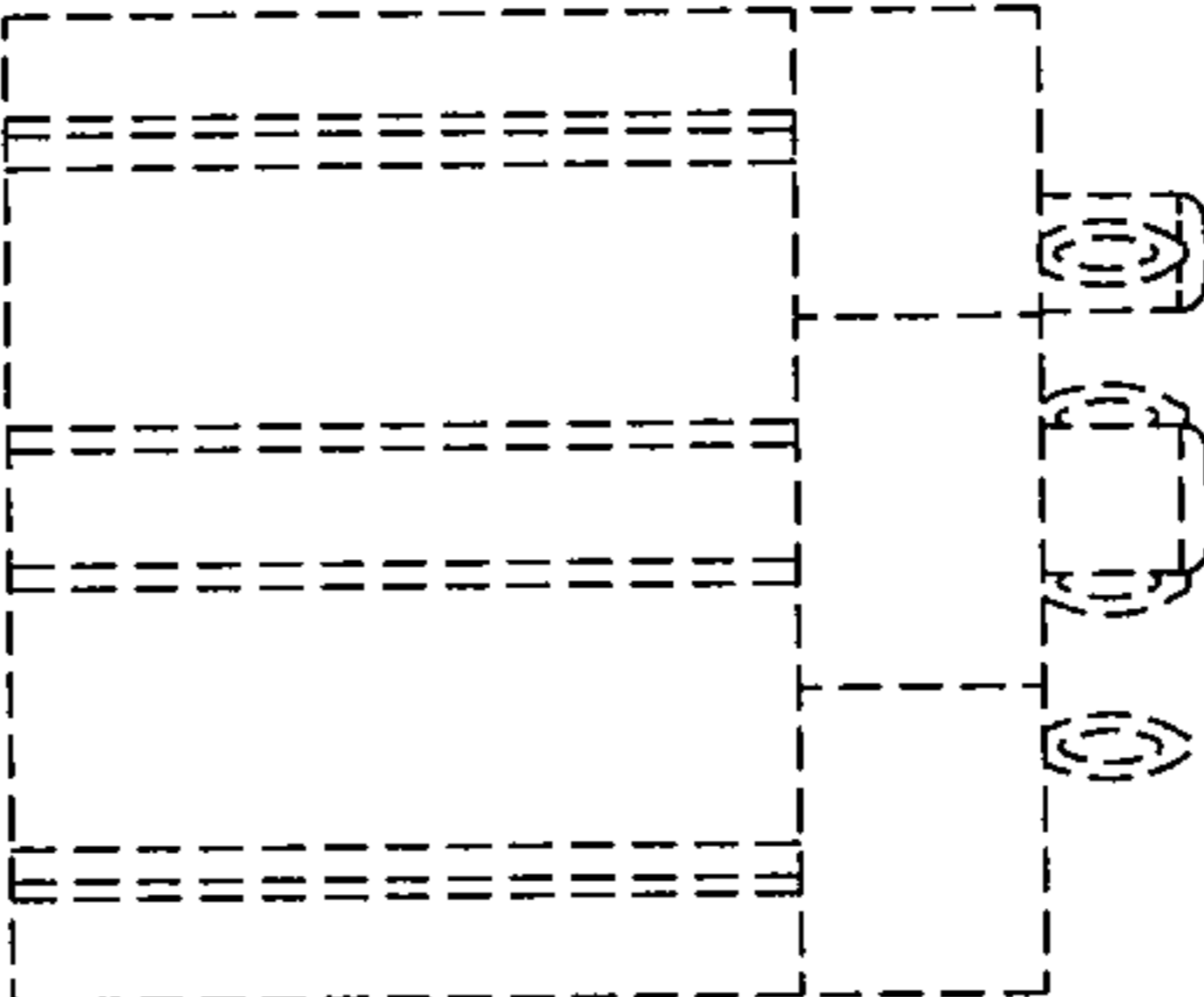


FIG. 4

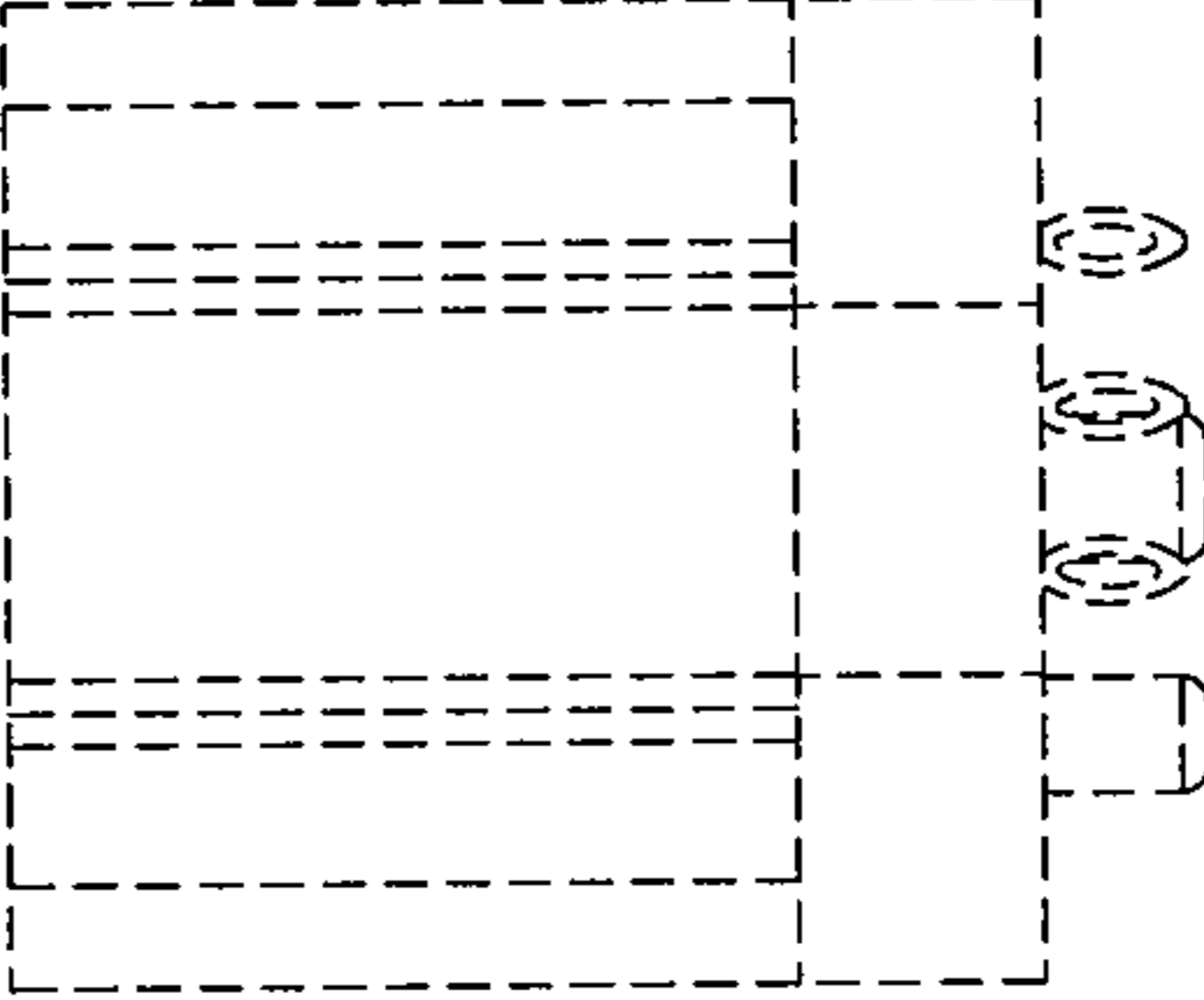


FIG. 6


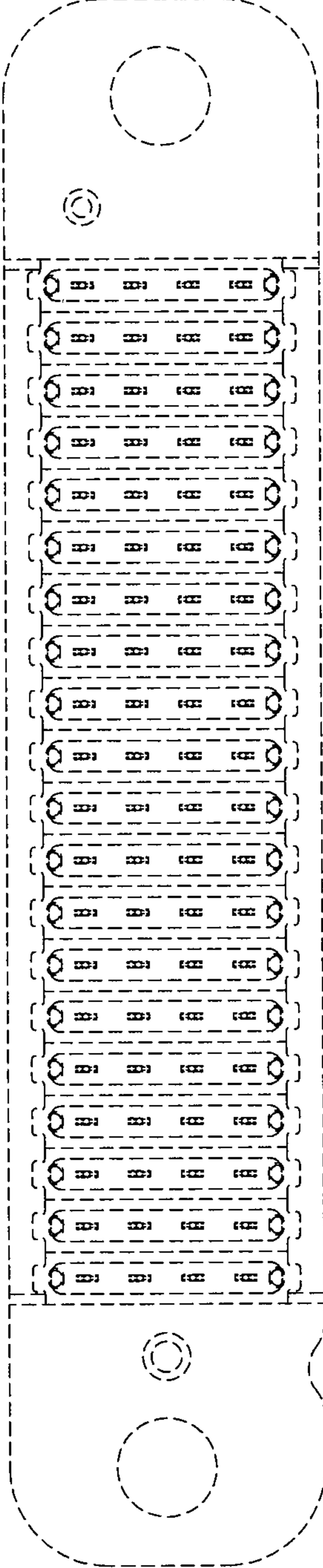


FIG. 7



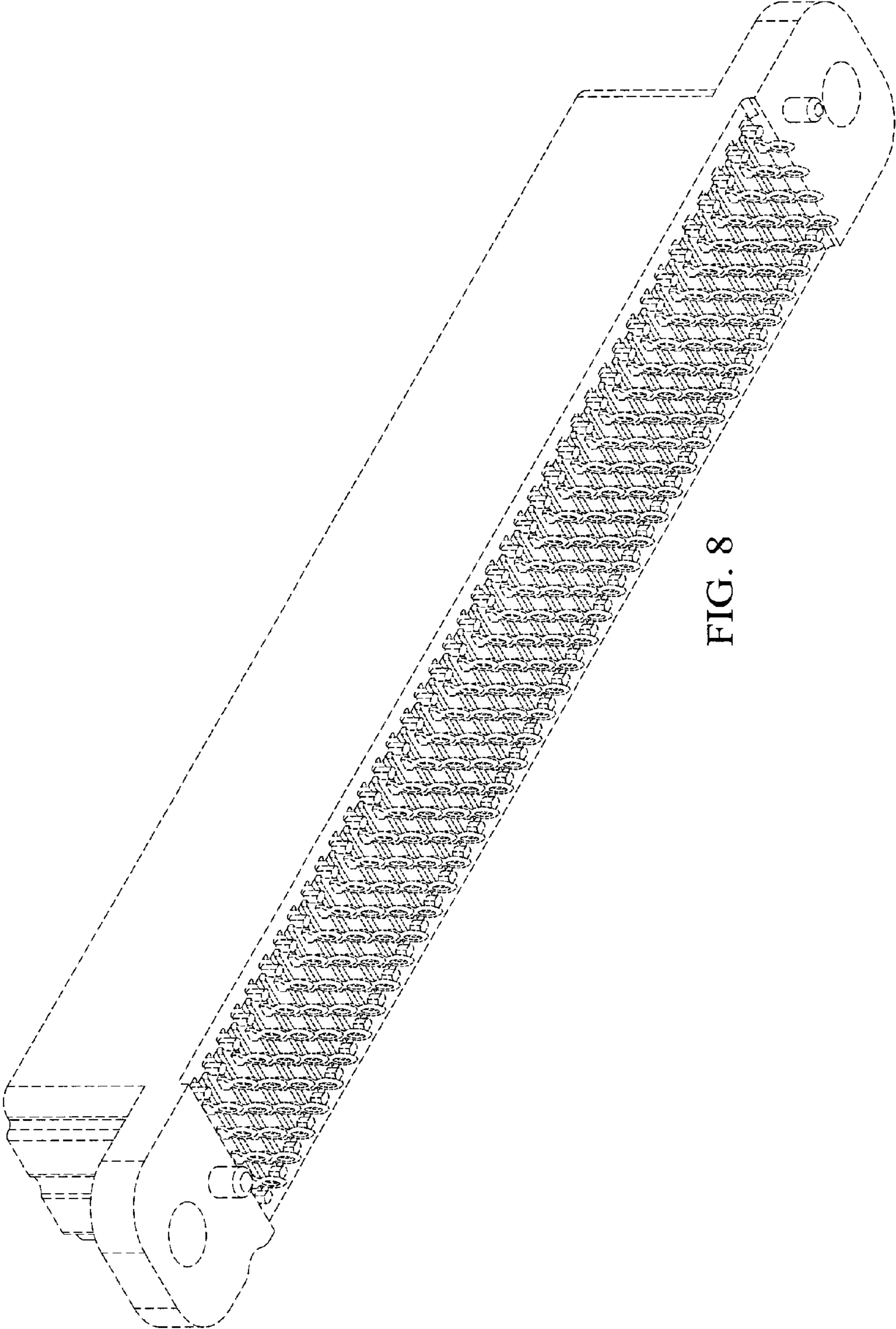


FIG. 8