



US00D707176S

(12) **United States Design Patent**
Choi

(10) **Patent No.:** **US D707,176 S**
(45) **Date of Patent:** **** Jun. 17, 2014**

(54) **INVERTER**

(71) Applicant: **LSIS Co., Ltd.**, Anyang-si (KR)

(72) Inventor: **Won Suk Choi**, Seoul (KR)

(73) Assignee: **LSIS Co., Ltd.**, Anyang-si (KR)

(**) Term: **14 Years**

(21) Appl. No.: **29/458,647**

(22) Filed: **Jun. 21, 2013**

(30) **Foreign Application Priority Data**

Dec. 24, 2012 (KR) 30-2012-0061999

(51) **LOC (10) Cl.** **13-02**

(52) **U.S. Cl.**
USPC **D13/110**

(58) **Field of Classification Search**
USPC D13/110, 101, 123, 184, 199;
307/150-152; 361/600, 601, 622, 702,
361/703, 730, 796, 809; 363/141, 142
See application file for complete search history.

(56) **References Cited**

U.S. PATENT DOCUMENTS

4,620,263 A * 10/1986 Ito 361/690
5,497,289 A * 3/1996 Sugishima et al. 361/709

D379,963 S * 6/1997 Ikeda et al. D13/110
D438,176 S * 2/2001 Cornu D13/162
D455,399 S * 4/2002 Imamura et al. D13/110
D502,916 S * 3/2005 Higuchi et al. D13/110
D563,316 S * 3/2008 Higuchi D13/110
D573,945 S * 7/2008 Park D13/110

* cited by examiner

Primary Examiner — Derrick Holland

(74) *Attorney, Agent, or Firm* — Birch, Stewart, Kolasch & Birch, LLP

(57) **CLAIM**

I claim the ornamental design for an inverter, as shown and described.

DESCRIPTION

FIG. 1 is a perspective view of an inverter showing my new design:

FIG. 2 is a front elevation view thereof;

FIG. 3 is a rear elevation view thereof;

FIG. 4 is a left-side elevation view thereof;

FIG. 5 is a right-side elevation view thereof;

FIG. 6 is a top plan view thereof; and,

FIG. 7 is a bottom plan view thereof.

The broken lines shown are included for the purpose of illustrating the unclaimed portions of the article and form no part of the claim.

1 Claim, 4 Drawing Sheets

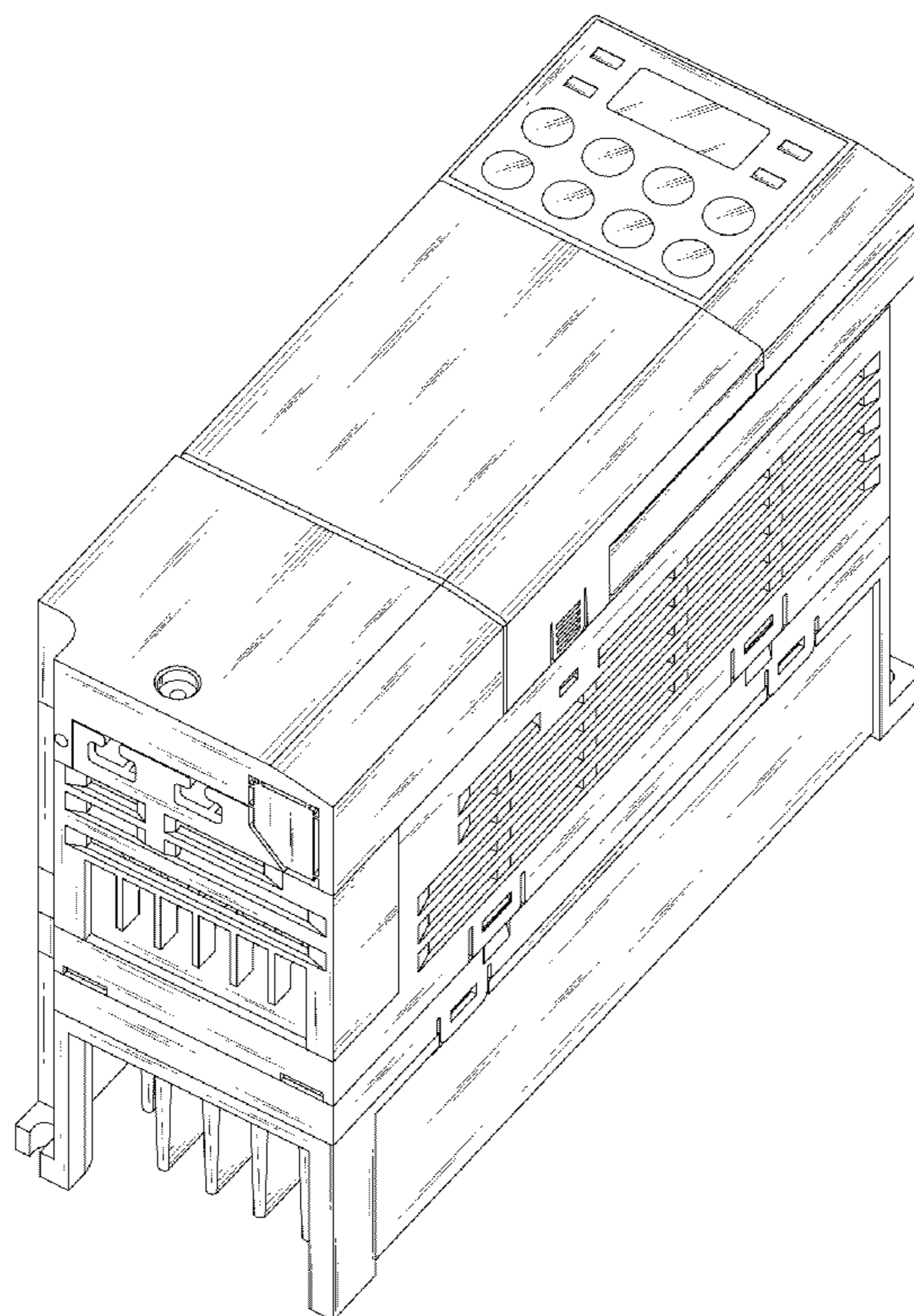


FIG. 1

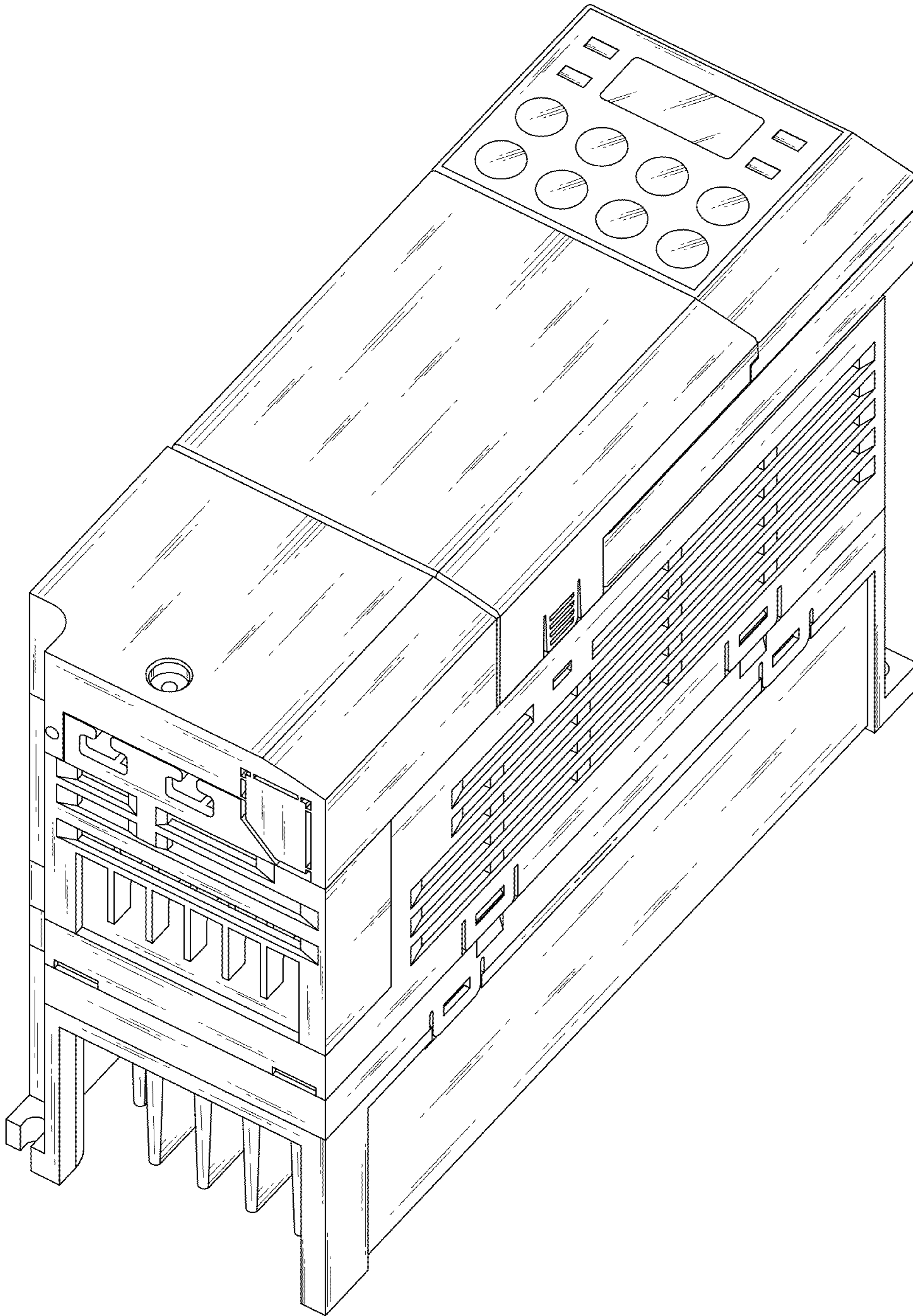


FIG. 2




FIG. 3

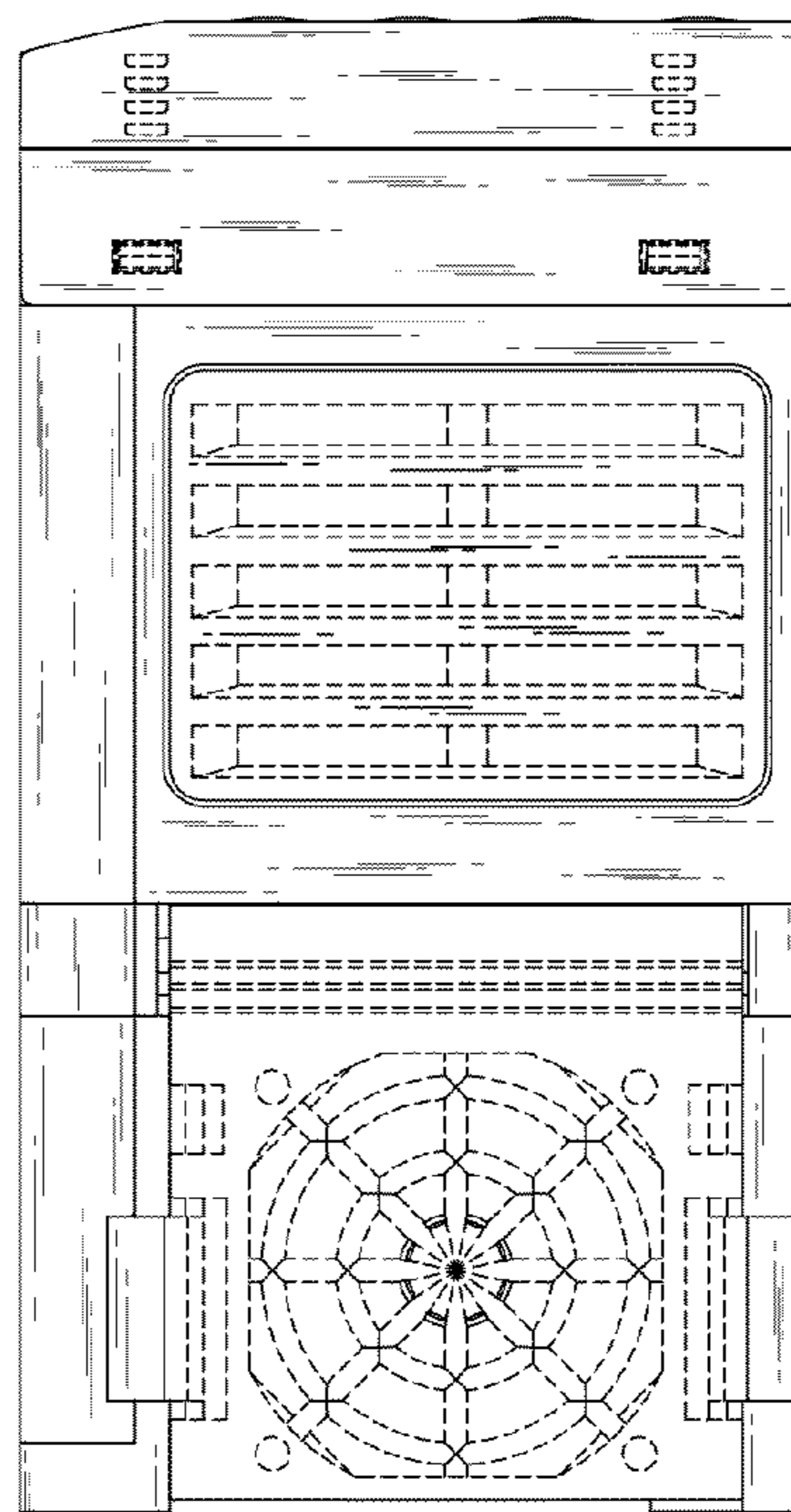


FIG. 4

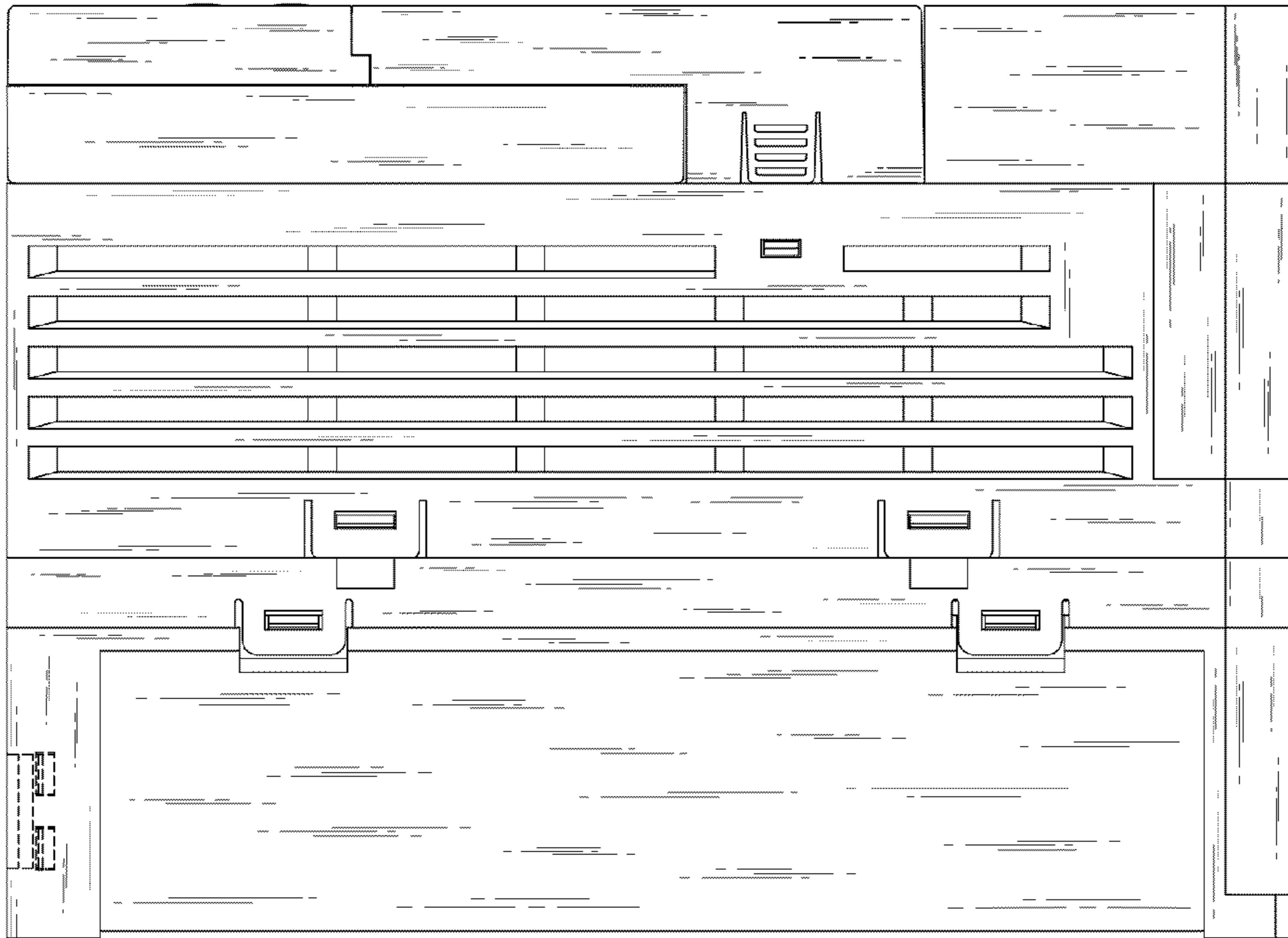


FIG. 5

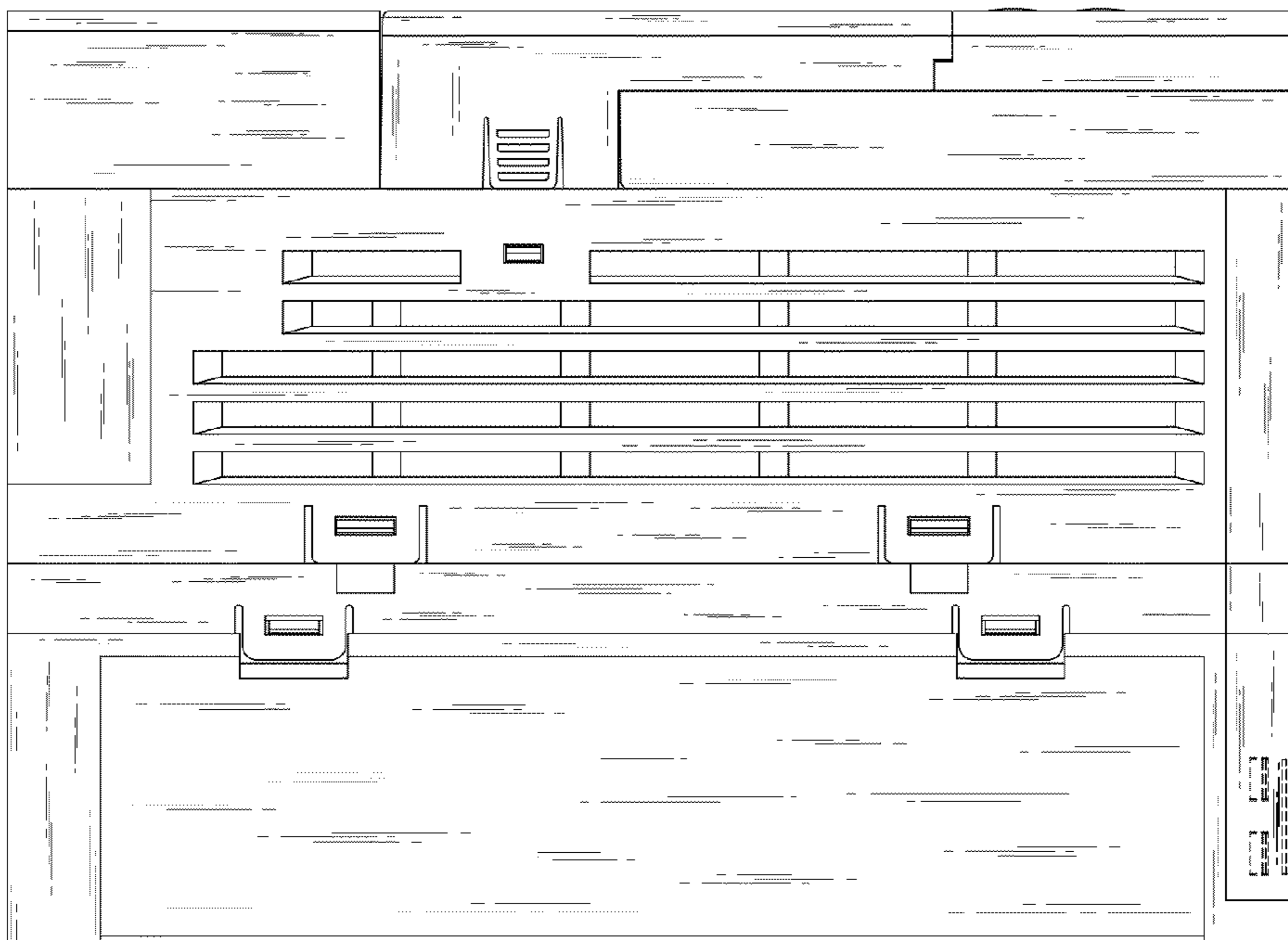


FIG. 6




FIG. 7

