



US00D707171S

(12) **United States Design Patent**
Hammerbeck

(10) **Patent No.:** **US D707,171 S**
(45) **Date of Patent:** **** Jun. 17, 2014**

(54) **WHEEL**

(71) Applicant: **Volkswagen Aktiengesellschaft,**
Wolfsburg (DE)

(72) Inventor: **Malte Hammerbeck,** Wolfsburg (DE)

(73) Assignee: **Volkswagen Aktiengesellschaft,**
Wolfsburg (DE)

(**) Term: **14 Years**

(21) Appl. No.: **29/479,670**

(22) Filed: **Jan. 17, 2014**

(30) **Foreign Application Priority Data**

Aug. 9, 2013 (WO) 755 456 201

(51) **LOC (10) Cl.** **12-16**

(52) **U.S. Cl.**
USPC **D12/211**

(58) **Field of Classification Search**
USPC D12/204-213; 301/37.101, 64.101, 65,
301/64.201

See application file for complete search history.

(56) **References Cited**

U.S. PATENT DOCUMENTS

D547,253 S *	7/2007	Muzzarelli	D12/211
D570,274 S *	6/2008	Scheu	D12/211
D581,852 S *	12/2008	Scheu	D12/211
D591,662 S *	5/2009	Imai	D12/211
D594,804 S *	6/2009	Laengerer	D12/211
D614,114 S *	4/2010	Kim	D12/211
D644,589 S *	9/2011	Fisker et al.	D12/211
D663,248 S *	7/2012	Kogawa	D12/209
D676,794 S *	2/2013	Hilpert	D12/209
D689,808 S *	9/2013	Buck	D12/209
D691,081 S *	10/2013	Watkin	D12/211

* cited by examiner

Primary Examiner — Stacia Cadmus

(74) *Attorney, Agent, or Firm* — Lucas & Mercanti, LLP;
Klaus P. Stoffel



(57) **CLAIM**

The ornamental design for a wheel, as shown and described.

DESCRIPTION

FIG. 1 is a front view of the wheel of the present invention;
and,
FIG. 2 is a perspective view thereof.

1 Claim, 2 Drawing Sheets






Fig. 1




Fig.2