



US00D707159S

(12) **United States Design Patent**
Tada

(10) **Patent No.:** **US D707,159 S**
(45) **Date of Patent:** **** Jun. 17, 2014**

(54) **FRONT PORTION OF AN AUTOMOBILE**

(71) Applicant: **Hiroyuki Tada**, Nagoya (JP)

(72) Inventor: **Hiroyuki Tada**, Nagoya (JP)

(73) Assignee: **Toyota Jidosha Kabushiki Kaisha**,
Toyota-shi, Aichi-ken (JP)

(**) Term: **14 Years**

(21) Appl. No.: **29/460,586**

(22) Filed: **Jul. 12, 2013**

Related U.S. Application Data

(62) Division of application No. 29/424,144, filed on Jun. 7, 2012.

(30) **Foreign Application Priority Data**

Mar. 9, 2012 (JP) 2012-005393
Mar. 9, 2012 (JP) 2012-005413

(51) **LOC (10) Cl.** **12-16**

(52) **U.S. Cl.**
USPC **D12/164**

(58) **Field of Classification Search**
USPC D12/86, 90-92, 164, 196; D21/424,
D21/433, 434; 296/181.1, 181.5
See application file for complete search history.

(56) **References Cited**

U.S. PATENT DOCUMENTS

D406,795 S 3/1999 Nagura et al.
D477,249 S 7/2003 Ikuma
D528,469 S 9/2006 Yakushi et al.
D539,190 S 3/2007 Brown et al.
D580,313 S 11/2008 Ohishi et al.
D590,299 S 4/2009 Bischoff et al.
D603,307 S 11/2009 Jung et al.
D605,557 S 12/2009 Murakami
D605,558 S 12/2009 Koman et al.

D605,979 S 12/2009 Sahs
D620,394 S 7/2010 Bischoff et al.
D629,725 S 12/2010 Reichman et al.
D631,397 S 1/2011 Clottu
D633,571 S 3/2011 Schneider
D642,494 S 8/2011 Loeb
D646,606 S 10/2011 Kato et al.
D647,430 S 10/2011 Nemoto
D647,820 S 11/2011 Jang
D648,247 S 11/2011 Nemoto
8,210,600 B1 7/2012 Verhee et al.

(Continued)

OTHER PUBLICATIONS

AutoCone.com; FunCargo; Mfg.: Toyota; <http://autoc-onejp/toyota/funcargo/photo/2/> (2004).

(Continued)

Primary Examiner — Phillip S Hyder

(74) *Attorney, Agent, or Firm* — Finnegan, Henderson, Farabow, Garrett & Dunner, LLP

(57) **CLAIM**


The ornamental design for the front portion of an automobile, as shown and described.

DESCRIPTION

FIG. 1 is a front left perspective view of a front portion of an automobile showing our new design;
FIG. 2 is a rear left perspective view thereof;
FIG. 3 is a front right perspective view thereof;
FIG. 4 is a rear right perspective view thereof;
FIG. 5 is a front view thereof;
FIG. 6 is a rear view thereof;
FIG. 7 is a left side elevation view thereof;
FIG. 8 is a right side elevation view thereof; and,
FIG. 9 is a top plan view thereof.

The de-emphasized and halftone portions shown in the photographs illustrate environmental structure for the automobile that forms no part of the claimed design.

1 Claim, 8 Drawing Sheets



(56)

References Cited

U.S. PATENT DOCUMENTS

D664,894 S	8/2012	Huet
D664,895 S	8/2012	Nakagami et al.
D664,896 S	8/2012	Szews et al.
D671,035 S	11/2012	Bischoff et al.
D674,730 S	1/2013	Nagafuchi
D678,819 S	3/2013	Akamine et al.

OTHER PUBLICATIONS

Yunyusa no subete 2007; Kangoo; Mfg.; Renault; Publisher: San-eishobo Publishing Co., Ltd.; (May 6, 2007).
Catalogue of Toyota Voxy; Voxy; Mfg.: Toyota; Publisher: Toyota Jidosha Kabushiki Kaisha (2001).
Catalogue of Toyota dB; dB; Mfg.: Toyota; Publisher: Toyota Jidosha Kabushiki Kaisha (2010).
Netcarshow.com; Chevrolet Astro (1999); Mfg.: Chevrolet; <http://www.netcarshow.com/chevrolet/1999-astro/> (1999).

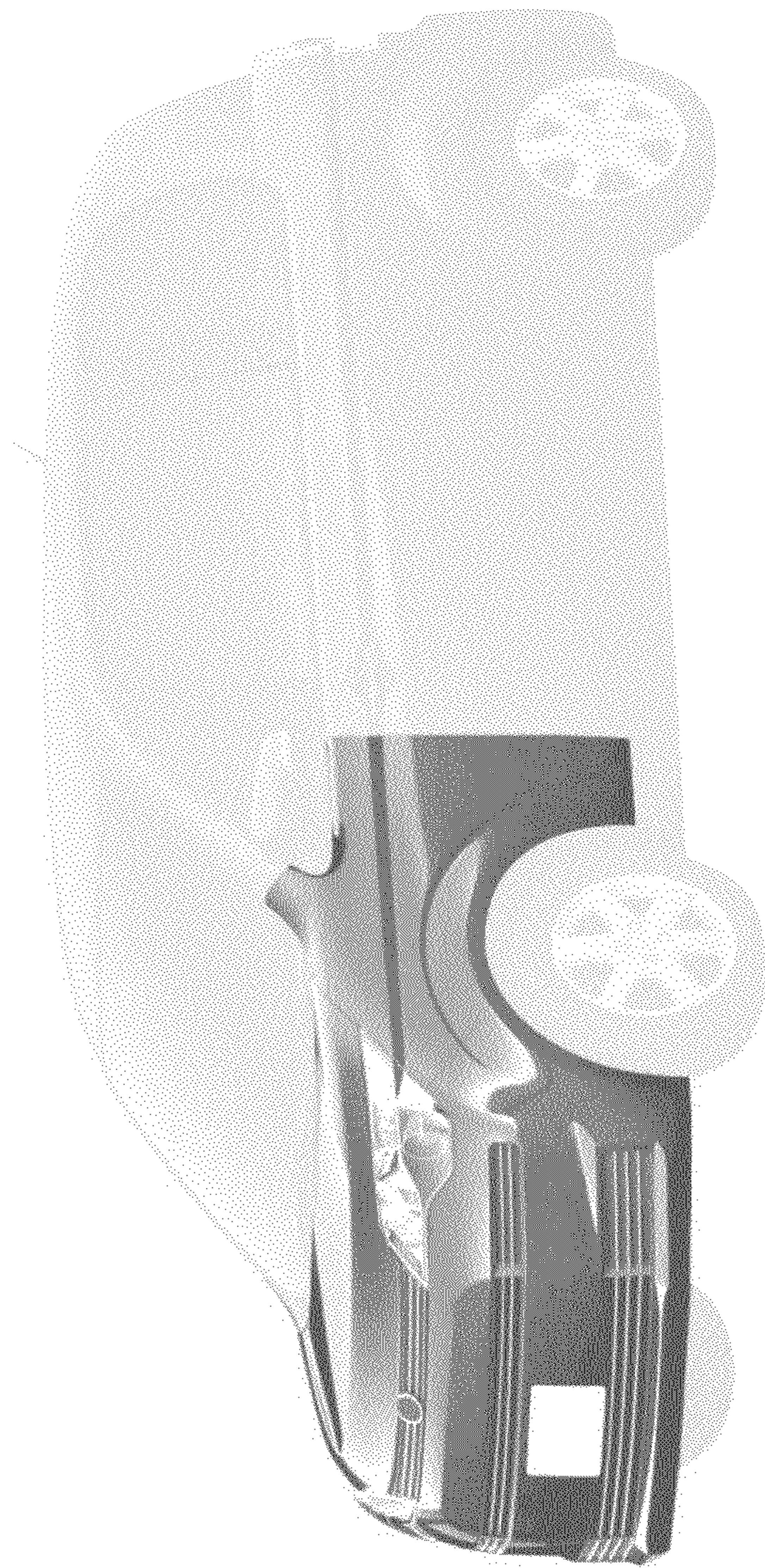


FIG. 1




FIG. 2




FIG. 3




FIG. 4




FIG. 5




FIG. 6



FIG. 7




FIG. 8



FIG. 9