



US00D707158S

(12) **United States Design Patent**
Sun et al.

(10) **Patent No.:** **US D707,158 S**
(45) **Date of Patent:** **** Jun. 17, 2014**

(54) **AUTOMOBILE**

(71) Applicant: **BYD Company Limited**, Guangdong (CN)

(72) Inventors: **Ning Sun**, Shenzhen (CN); **Yongkang Guan**, Shenzhen (CN); **Hua Pan**, Shenzhen (CN); **Heping Ling**, Shenzhen (CN); **Yubo Lian**, Shenzhen (CN)

(73) Assignee: **BYD Company Limited**, Shenzhen, Guangdong (CN)

(**) Term: **14 Years**

(21) Appl. No.: **29/456,867**

(22) Filed: **Jun. 4, 2013**

(30) **Foreign Application Priority Data**

Dec. 12, 2012 (CN) 2012 3 0622575

(51) **LOC (10) Cl.** **12-16**

(52) **U.S. Cl.**
USPC **D12/96; D12/98**

(58) **Field of Classification Search**

USPC D12/1, 16, 85, 86, 90, 91, 93, 96, 98,
D12/107; D21/424, 434, 581; D15/23, 25;
D34/34-37; 180/233, 908; 296/181.1,
296/181.5, 185, 186, 190.1, 190.3

See application file for complete search history.

(56) **References Cited**

U.S. PATENT DOCUMENTS

3,908,842 A * 9/1975 Place 414/563
D266,756 S * 11/1982 Magnini D12/98
D291,872 S * 9/1987 Simons et al. D12/96
D339,314 S * 9/1993 Moar D12/96
D355,149 S * 2/1995 Payne et al. D12/96

D367,443 S * 2/1996 Sacco et al. D12/96
5,788,437 A * 8/1998 Kalis, Jr. 410/107
D456,311 S * 4/2002 Yamamoto et al. D12/86
6,764,274 B2 * 7/2004 Maclay 414/812
D550,127 S * 9/2007 Pfeiffer D12/96
D555,043 S * 11/2007 Starr D12/98
D570,253 S * 6/2008 Cunagin et al. D12/96
D643,340 S * 8/2011 Pottieri D12/98

OTHER PUBLICATIONS

Hafei Motor Co., Ltd.—Minyi King Cabin. Mar. 12, 2012 [online], [retrieved on Jan. 12, 2014]. Retrieved from the Internet <URL: <http://www.hafeiauto.com.cn/en/sub3-1-1.php?id=25>>.*

* cited by examiner

Primary Examiner — Philip S Hyder

Assistant Examiner — Darlington Ly

(74) *Attorney, Agent, or Firm* — Finnegan, Henderson, Farabow, Garrett & Dunner, LLP

(57) **CLAIM**


The ornamental design for an automobile, as shown and described.

DESCRIPTION

FIG. 1 is a front left perspective view of an automobile showing my new design;
FIG. 2 is a front view thereof;
FIG. 3 is a rear view thereof;
FIG. 4 is a right side view thereof;
FIG. 5 is a left side view thereof; and,
FIG. 6 is a top plan view thereof.

The bottom view of the automobile is not visible during ordinary use and forms no part of the claimed design. The portions depicted in broken lines are environment and the elements depicted in broken lines form no part of the claimed design.

1 Claim, 6 Drawing Sheets



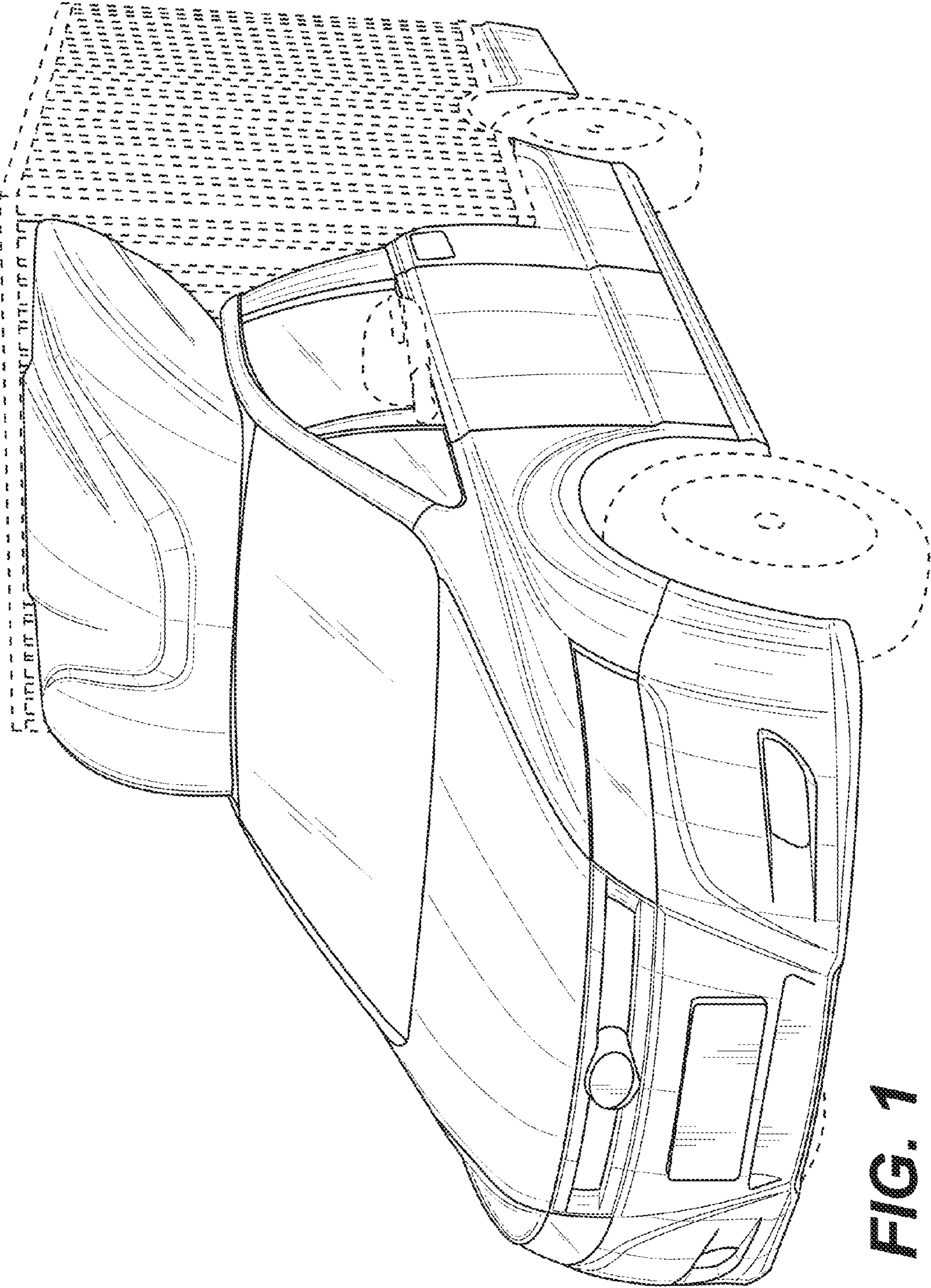


FIG. 1

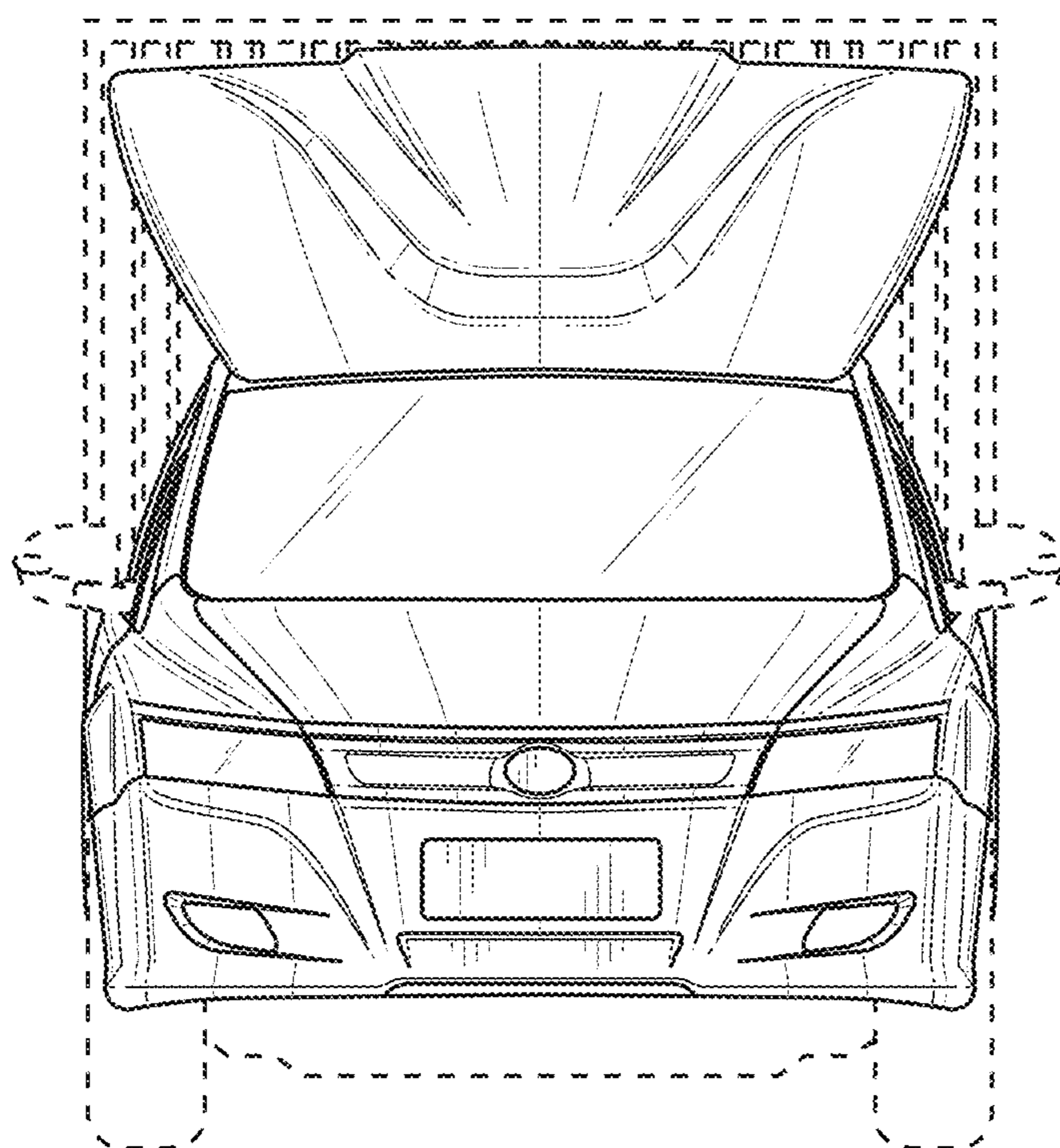


FIG. 2

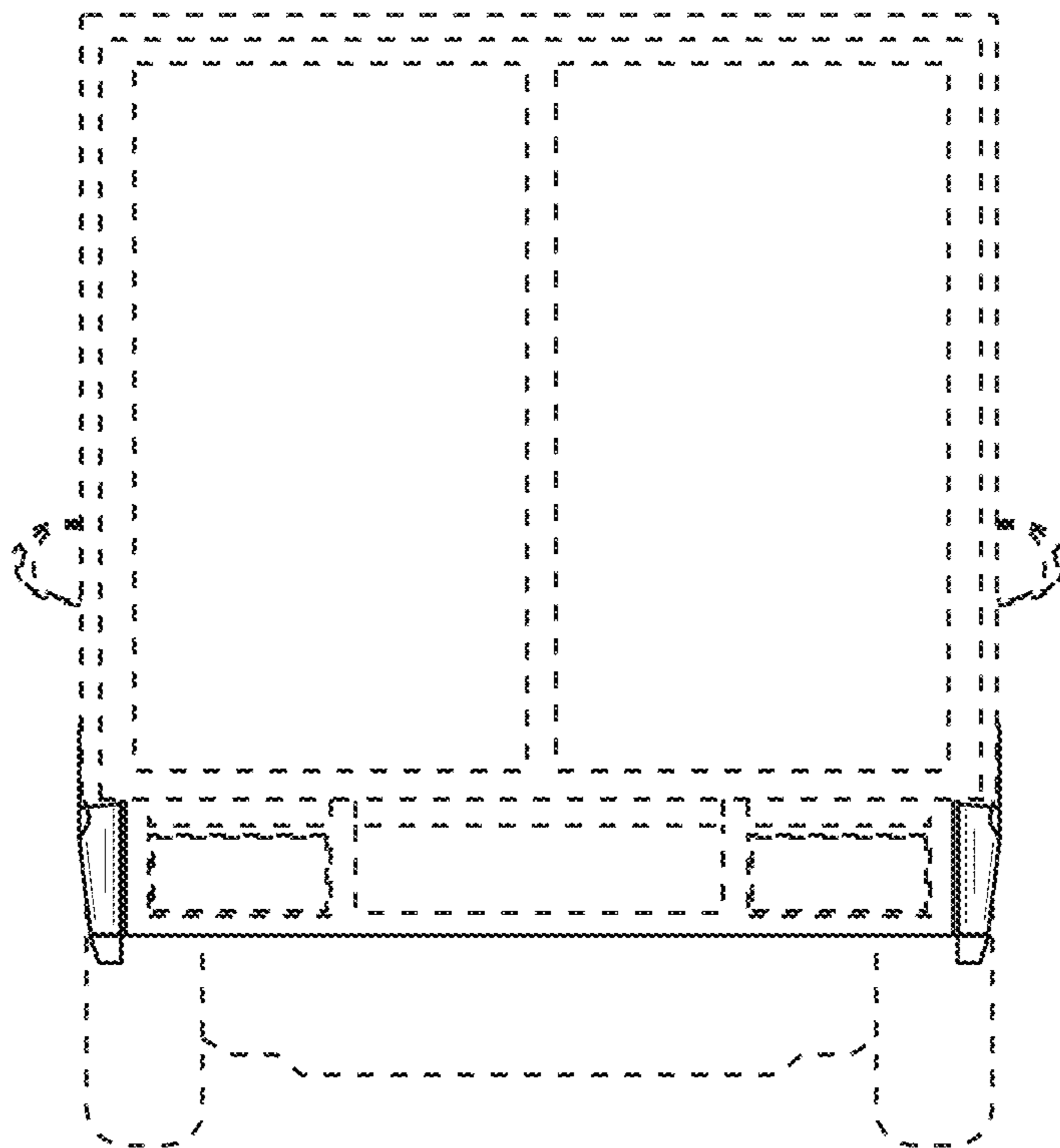


FIG. 3

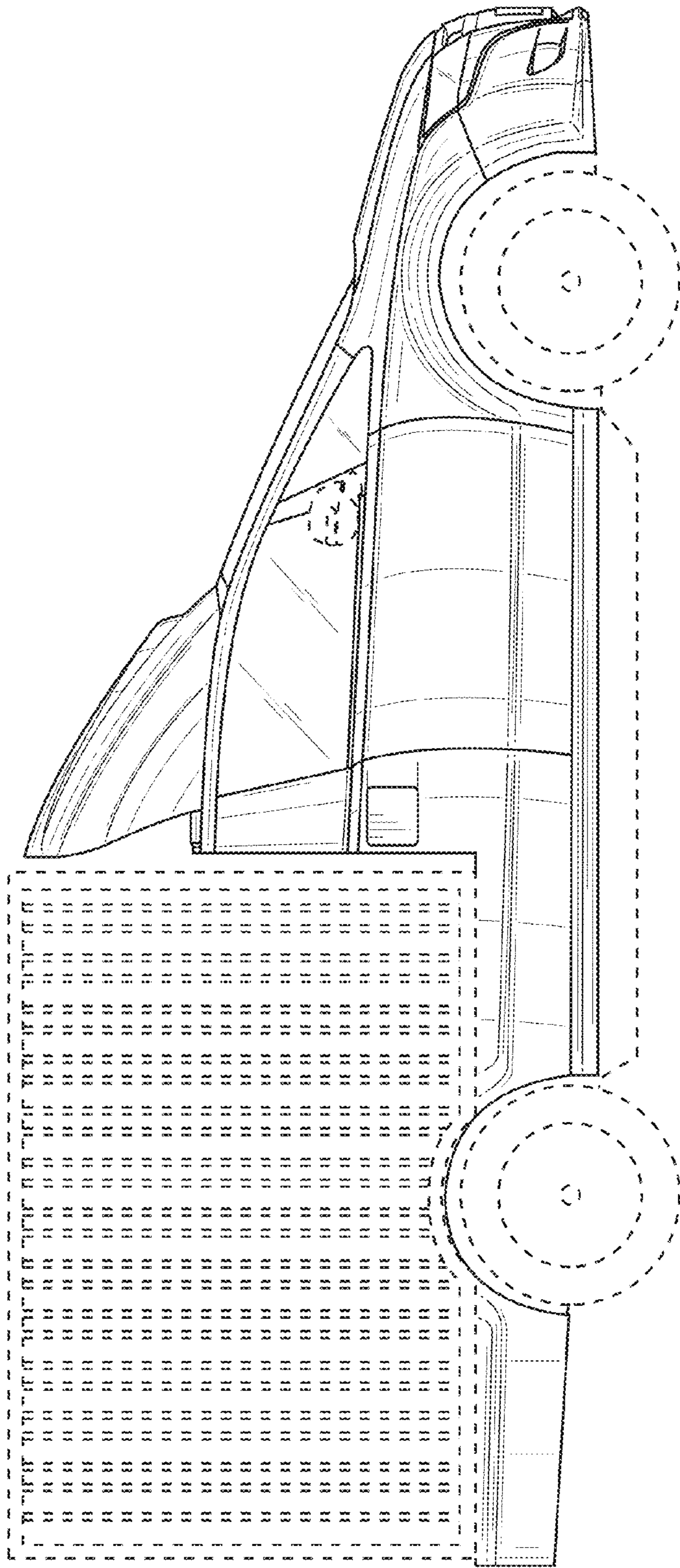


FIG. 4

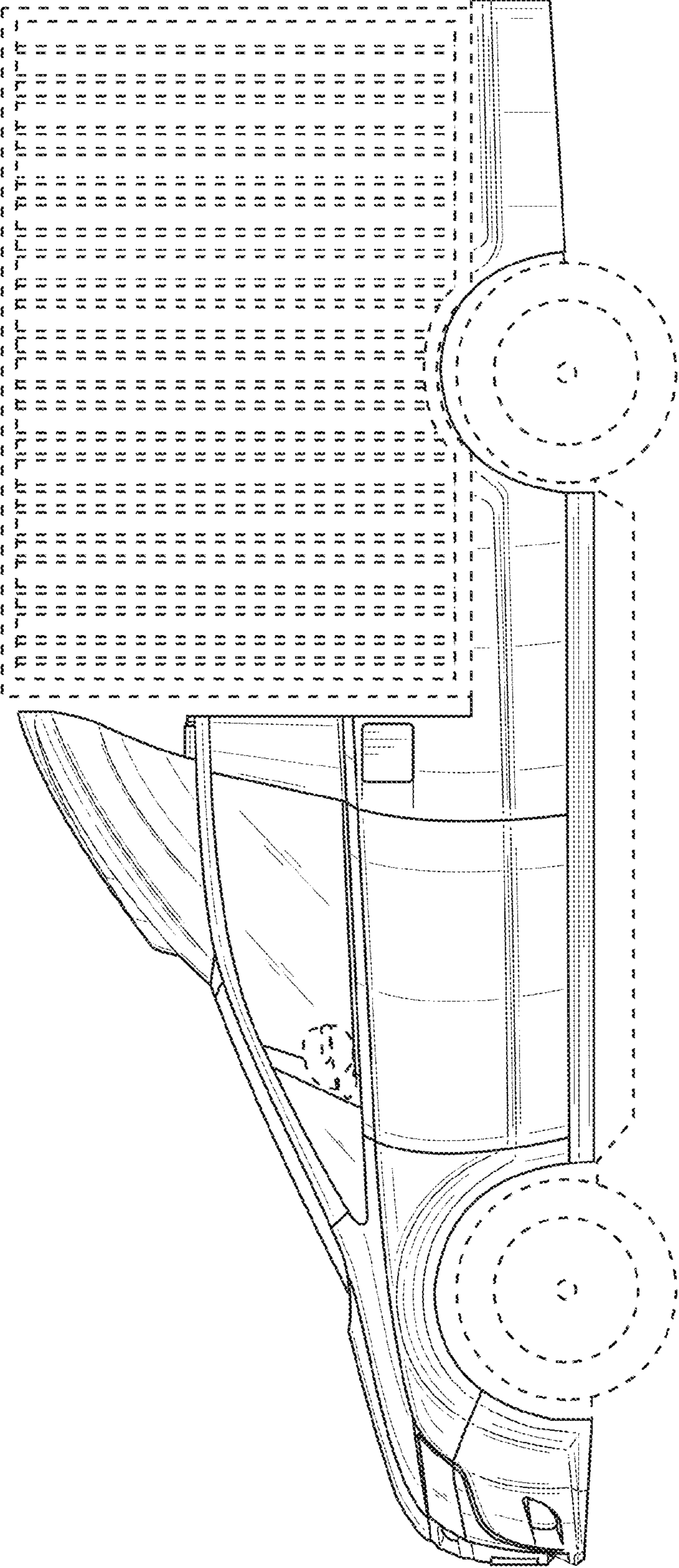


FIG. 5

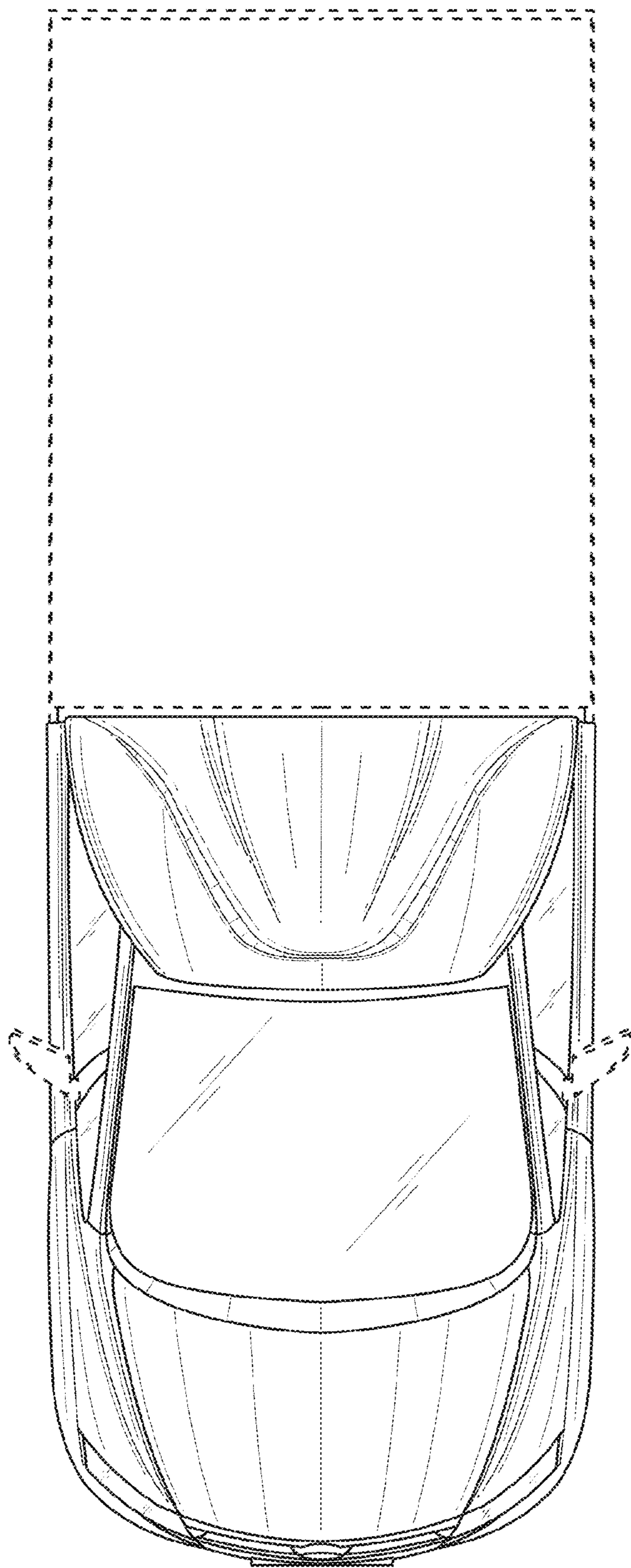


FIG. 6