



US00D707137S

(12) **United States Design Patent**
Tedeschi

(10) **Patent No.:** **US D707,137 S**
(45) **Date of Patent:** **** Jun. 17, 2014**

(54) **WATCH**

(71) Applicant: **Marco Tedeschi**, Founex (CH)

(72) Inventor: **Marco Tedeschi**, Founex (CH)

(73) Assignee: **HUBLLOT SA**, Geneve, Genève (CH)

(**) Term: **14 Years**

(21) Appl. No.: **29/443,607**

(22) Filed: **Jan. 18, 2013**

Related U.S. Application Data

(63) Continuation of application No. 29/397,054, filed on Jul. 11, 2011, now abandoned.

(30) **Foreign Application Priority Data**

Jan. 14, 2011 (EM) DM/075 168

(51) **LOC (10) Cl.** **10-02**

(52) **U.S. Cl.**
USPC **D10/39**

(58) **Field of Classification Search**
USPC D10/30-39, 122-132; 368/276, 281,
368/282, 294, 295, 223, 80, 228, 232
See application file for complete search history.

(56) **References Cited**

U.S. PATENT DOCUMENTS

D301,986 S *	7/1989	Hysek	D10/32
D324,183 S *	2/1992	Hattori et al.	D10/39
D340,872 S *	11/1993	Schwarz	D10/39
D365,994 S *	1/1996	Brennan	D10/32
D502,120 S *	2/2005	Nataf	D10/126
D523,357 S *	6/2006	Kummer	D10/38
D534,084 S *	12/2006	Linde	D10/39
D539,669 S *	4/2007	Vaptzarof	D10/31
D566,602 S *	4/2008	Nataf	D10/126
D576,065 S *	9/2008	Vaptzarof	D10/126

D592,080 S *	5/2009	Mijatovic	D10/39
D594,351 S *	6/2009	Tonohori	D10/32
D597,859 S *	8/2009	Arpa	D10/32
D616,310 S *	5/2010	Loth	D10/32
D619,916 S *	7/2010	Tedeschi	D10/126
D632,602 S *	2/2011	Vaptzarof	D10/126
D637,919 S *	5/2011	Duval	D10/32
D640,146 S *	6/2011	Tedeschi	D10/39
D642,075 S *	7/2011	Crocco	D10/39
D644,943 S *	9/2011	Crocco	D10/39
D649,481 S *	11/2011	Crocco	D10/39
D658,511 S *	5/2012	Wai Kei	D10/32
D668,971 S *	10/2012	Tedeschi	D10/39

* cited by examiner

Primary Examiner — Lucy Lieberman

(74) *Attorney, Agent, or Firm* — Sughrue Mion, PLLC

(57) **CLAIM**

The ornamental design for a watch, as shown and described.

DESCRIPTION


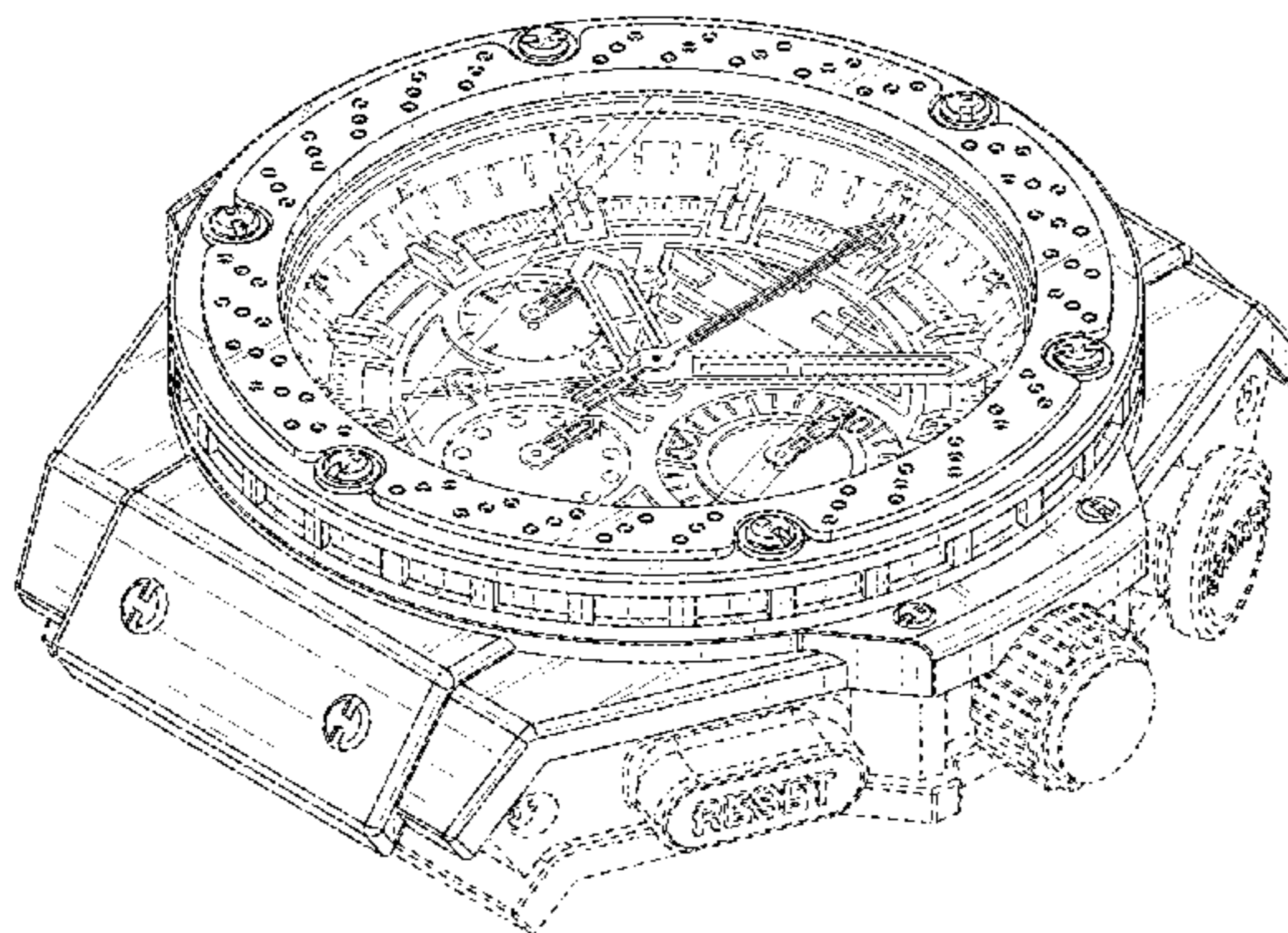
FIG. 1 is a perspective view of the front and right side of a watch showing my new design;
FIG. 2 is a front elevational view thereof;
FIG. 3 is a rear elevational view thereof;
FIG. 4 is a top plan view thereof;
FIG. 5 is a left elevational view thereof;
FIG. 6 is a bottom plan view thereof; and,
FIG. 7 is a right elevational view thereof.

The broken lines shown represent unclaimed subject matter and form no part of the claimed design.

The area between the lower broken lines and upper solid lines at the vertical edges of the circular recessed portions in FIG. 1 represent unclaimed subject matter and form no part of the claimed design.

The areas between the broken lines provided at the outer periphery of the watch face and the adjacent solid lines in FIG. 1 also represent unclaimed subject matter and form no part of the claimed design.

1 Claim, 7 Drawing Sheets



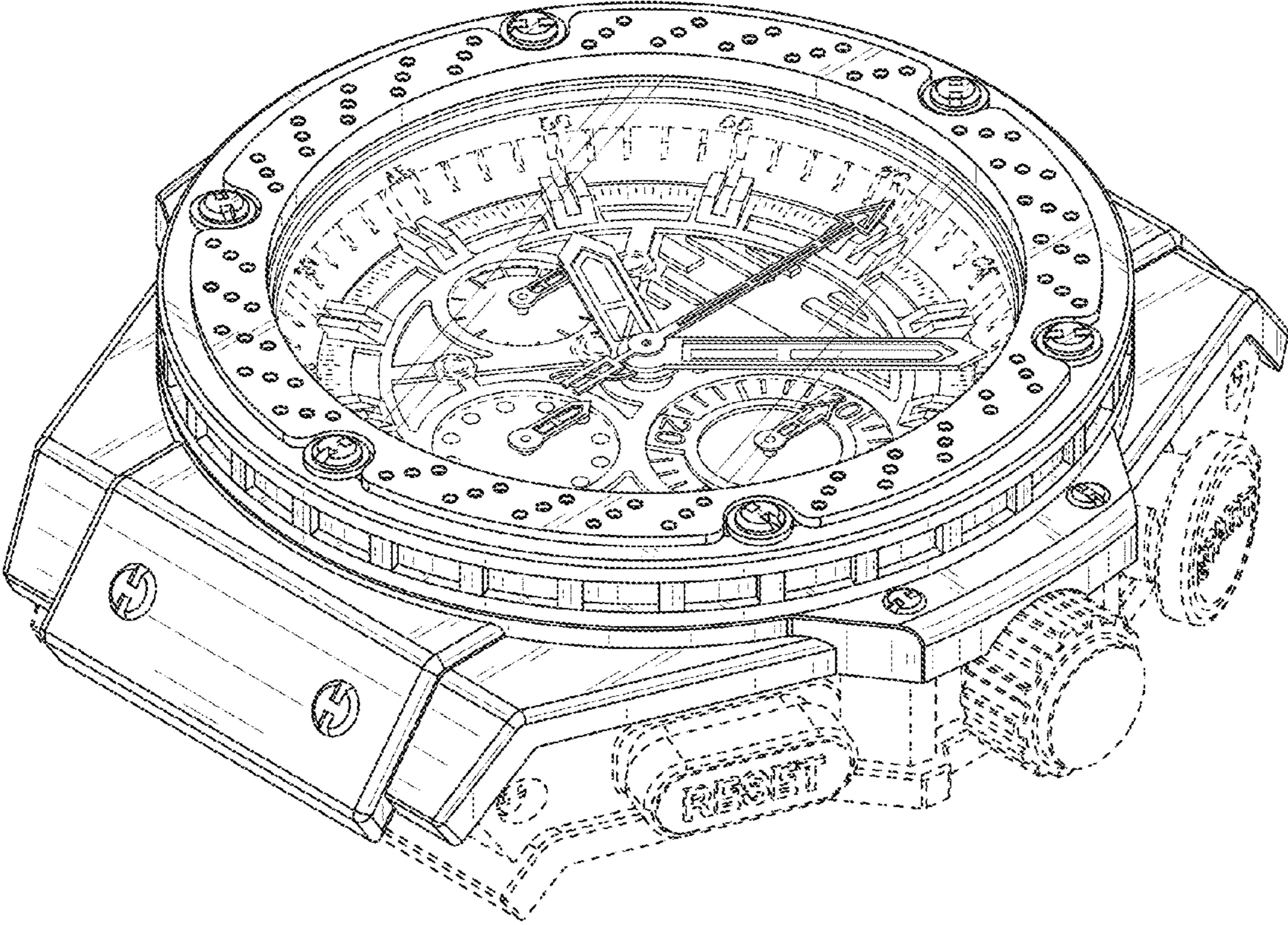


FIG. 1




FIG. 2

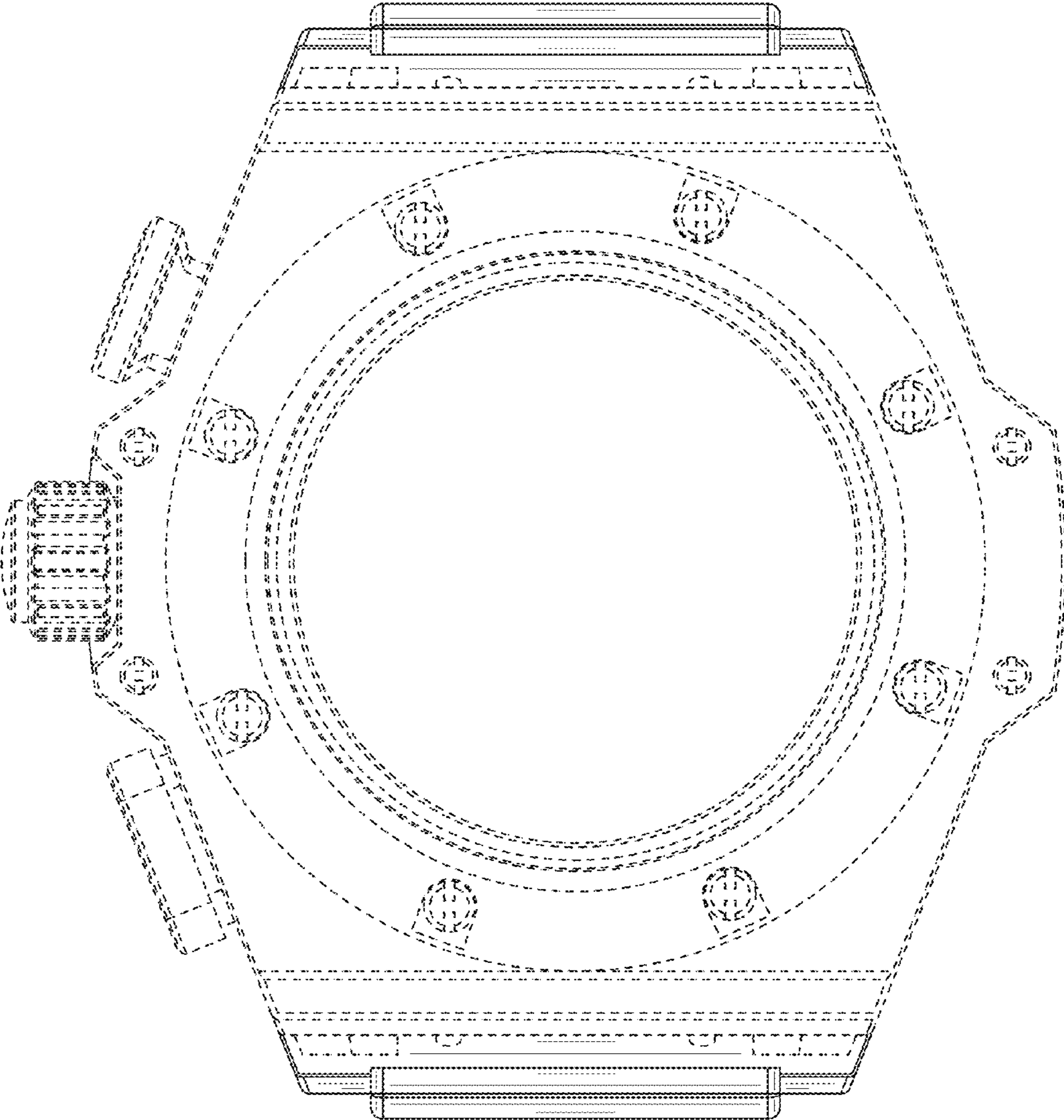


FIG. 3

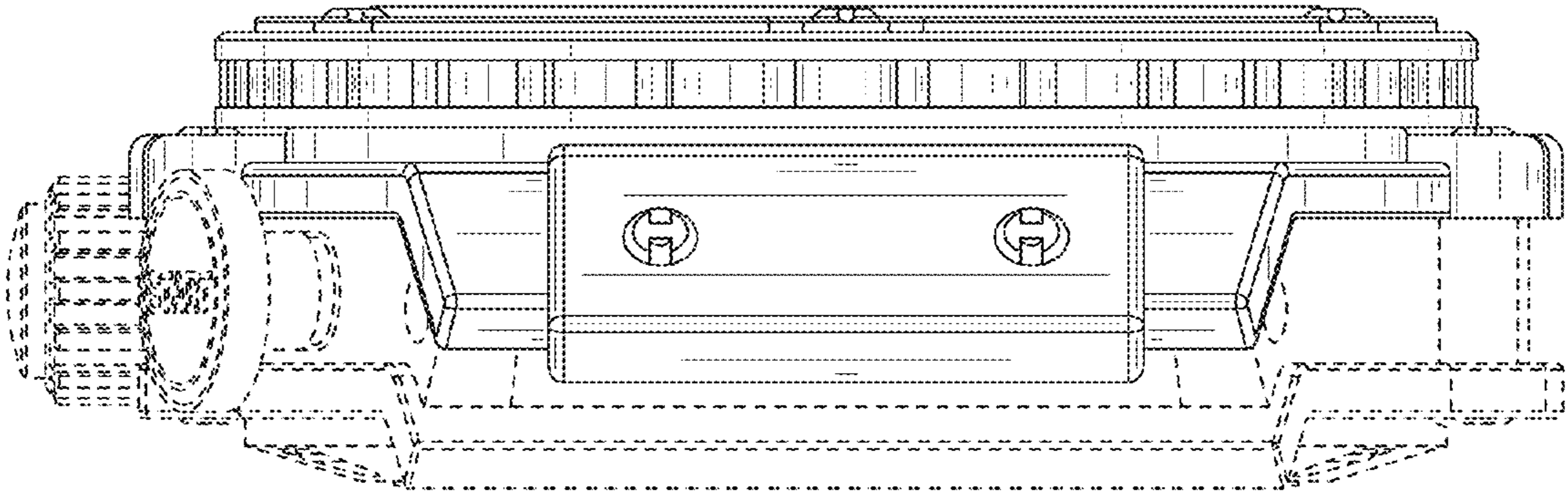


FIG. 4

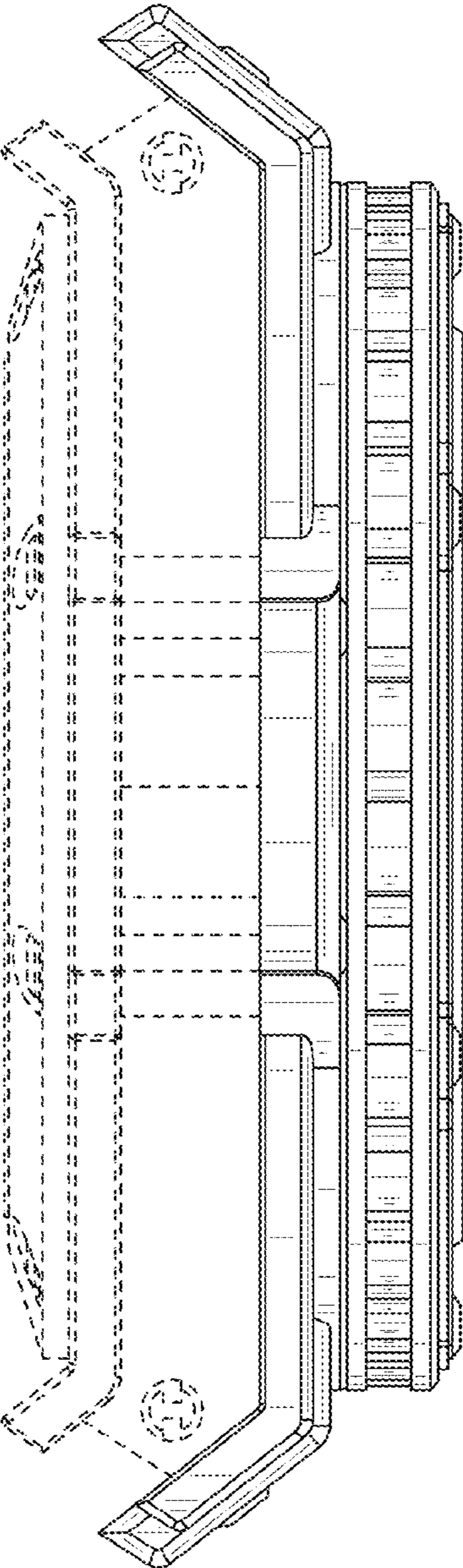


FIG. 5

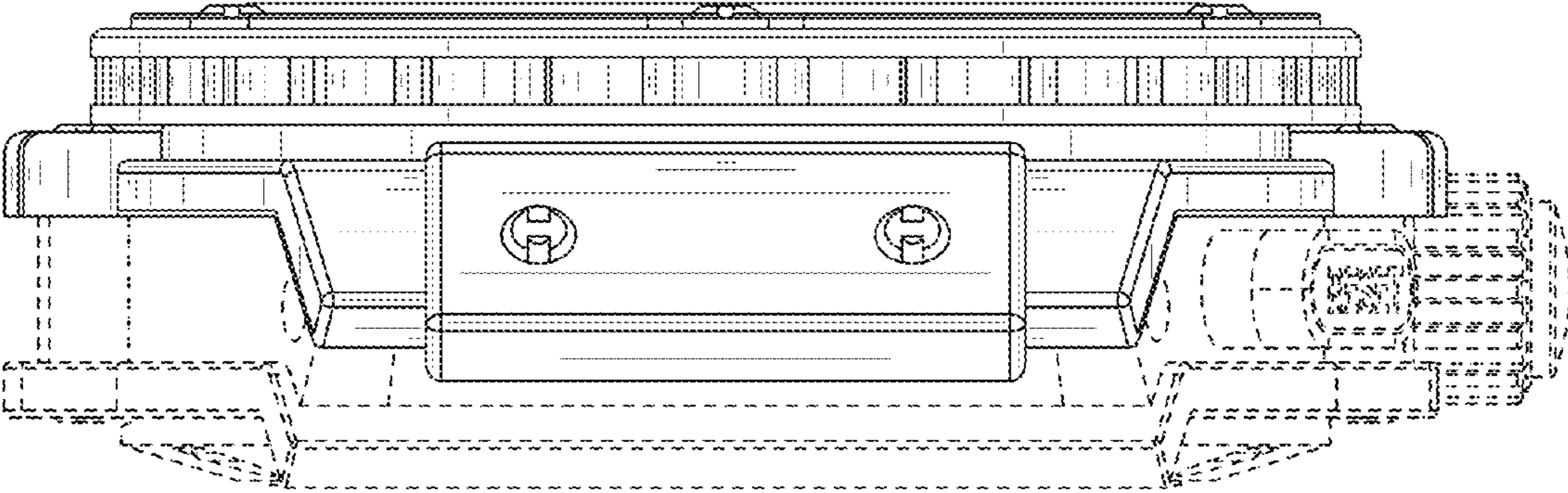


FIG. 6

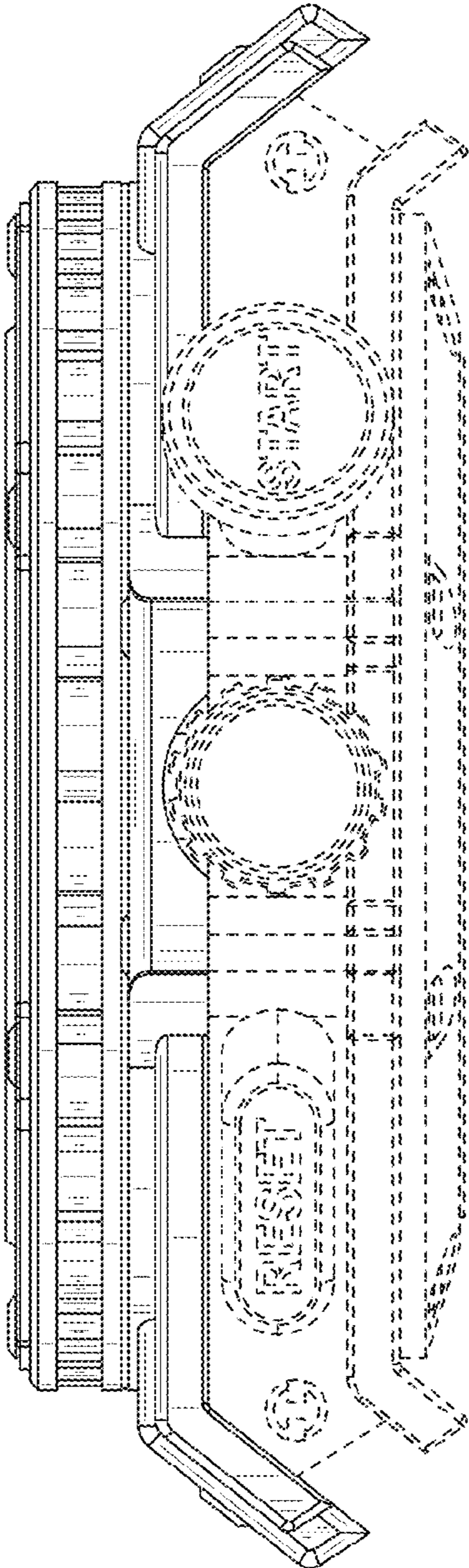


FIG. 7