



US00D707103S

(12) **United States Design Patent**  
**Yashar**

(10) **Patent No.:** **US D707,103 S**  
(45) **Date of Patent:** **\*\* Jun. 17, 2014**

- (54) **KEY PLUG**
- (71) Applicant: **Kaye Yashar**, Commerce, CA (US)
- (72) Inventor: **Kaye Yashar**, Commerce, CA (US)
- (\*\*) Term: **14 Years**
- (21) Appl. No.: **29/445,882**
- (22) Filed: **Feb. 18, 2013**
- (51) **LOC (10) Cl.** ..... **08-07**
- (52) **U.S. Cl.**  
USPC ..... **D8/347**
- (58) **Field of Classification Search**  
USPC ..... D8/347, 348, 330; 70/51, 393, 401,  
70/405-408, 450, 336, 345, 346, 265, 371,  
70/271, 423-430, 344, 348, 382, 447, 448,  
70/460, DIG. 47  
See application file for complete search history.

D328,854 S *	8/1992	Best et al.	.....	D8/343
D329,974 S *	10/1992	Best et al.	.....	D8/343
D378,188 S *	2/1997	Aston	.....	D8/343
D378,730 S *	4/1997	Aston	.....	D8/343
8,186,193 B2 *	5/2012	Huang et al.	.....	70/375
8,312,749 B2 *	11/2012	Tong	.....	70/420
8,539,803 B2 *	9/2013	Widen	.....	70/490

\* cited by examiner

*Primary Examiner* — Prabhakar Deshmukh  
(74) *Attorney, Agent, or Firm* — QuickPatents; Kevin Prince


(57) **CLAIM**  
I claim the ornamental design for a key plug, as shown and described.

**DESCRIPTION**

FIG. 1 is a perspective view of a key plug showing mu new design;  
FIG. 2 is a front elevation thereof;  
FIG. 3 is a rear elevation thereof;  
FIG. 4 is a right side elevation thereof, the left side elevation being a mirror image thereof;  
FIG. 5 is a top plan view thereof; and,  
FIG. 6 is a bottom plan view thereof.  
The CRP indicia shown in broken lines are for illustrative purpose only and form no part of the claimed design.

**1 Claim, 1 Drawing Sheet**

- (56) **References Cited**  
U.S. PATENT DOCUMENTS  
711,701 A \* 10/1902 Armstrong et al. .... 278/114  
D324,638 S 3/1992 Best et al.  
D327,835 S \* 7/1992 Best et al. .... D8/343  
D328,238 S \* 7/1992 Best et al. .... D8/343  
D328,414 S \* 8/1992 Best et al. .... D8/343






FIG. 1




FIG. 2




FIG. 3

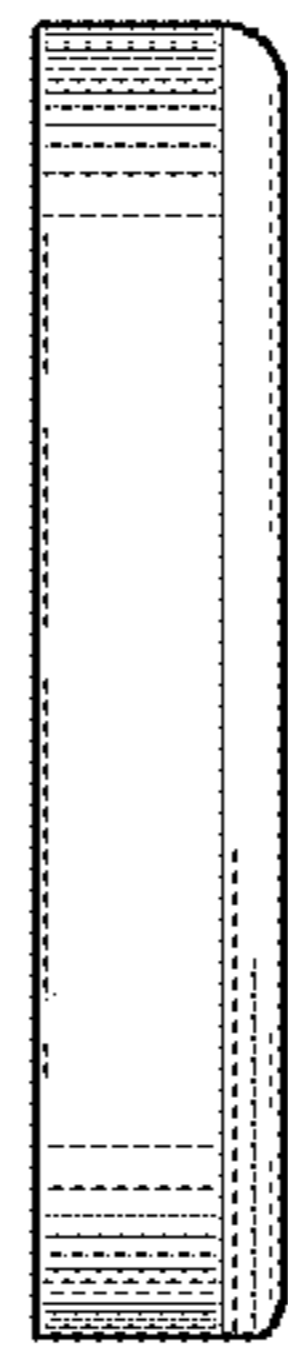


FIG. 4



FIG. 5

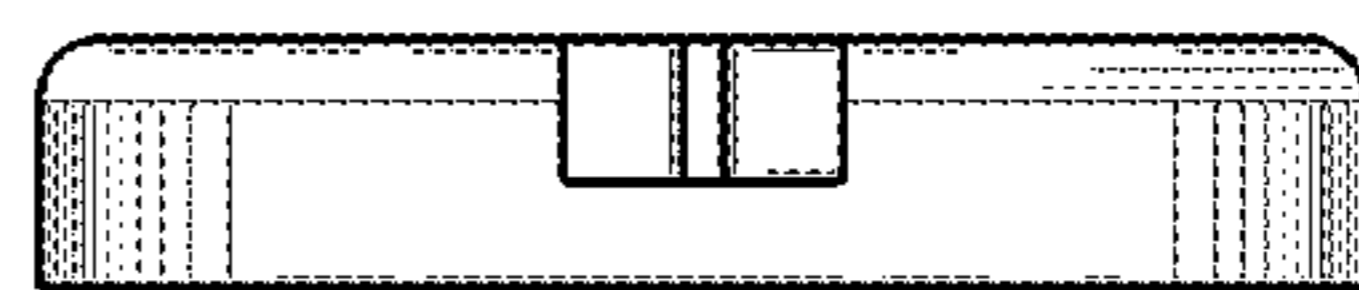


FIG. 6