



US00D707095S

(12) **United States Design Patent**
Hochman et al.

(10) **Patent No.:** **US D707,095 S**
(45) **Date of Patent:** **** Jun. 17, 2014**

(54) **C-CLAMP**

(75) Inventors: **Jeremy Hochman**, Glendale, CA (US);
Shane Monsees, Glendale, CA (US)

(73) Assignee: **Full Throttle Films, Inc.**, Glendale, CA
(US)

(**) Term: **14 Years**

(21) Appl. No.: **29/418,041**

(22) Filed: **Apr. 11, 2012**

(51) **LOC (10) Cl.** **08-05**

(52) **U.S. Cl.**
USPC **D8/73**

(58) **Field of Classification Search**
USPC D8/71-74, 394-399, 59; 248/62, 63,
248/72, 74.1, 689, 124.2; 81/487; 269/3, 4,
269/6, 143, 165, 240, 243, 246-249, 254 R,
269/147-149; 29/256, 257, 276; D15/140;
D24/143; 408/103, 104-109;
123/90.39

See application file for complete search history.

(56) **References Cited**

U.S. PATENT DOCUMENTS

D34,321 S * 4/1901 Mosher et al. D8/72
4,768,467 A * 9/1988 Yamada et al. 123/90.16

D424,419 S * 5/2000 Avinger D8/395
6,318,318 B1 * 11/2001 Jahr 123/90.16
6,321,705 B1 * 11/2001 Fernandez et al. 123/90.16
6,682,100 B2 * 1/2004 Wood et al. 285/26
6,959,676 B2 * 11/2005 Okubo et al. 123/90.39
D513,971 S * 1/2006 Gaster D8/383
7,836,860 B2 * 11/2010 Edgar 123/90.39
7,918,200 B2 * 4/2011 Nguyen 123/90.39
8,006,662 B2 * 8/2011 Rorig 123/90.39
8,037,601 B2 * 10/2011 Kawatake 29/888.2
8,505,509 B2 * 8/2013 Ha et al. 123/90.39

* cited by examiner

Primary Examiner — David Muller

(74) *Attorney, Agent, or Firm* — Arent Fox LLP

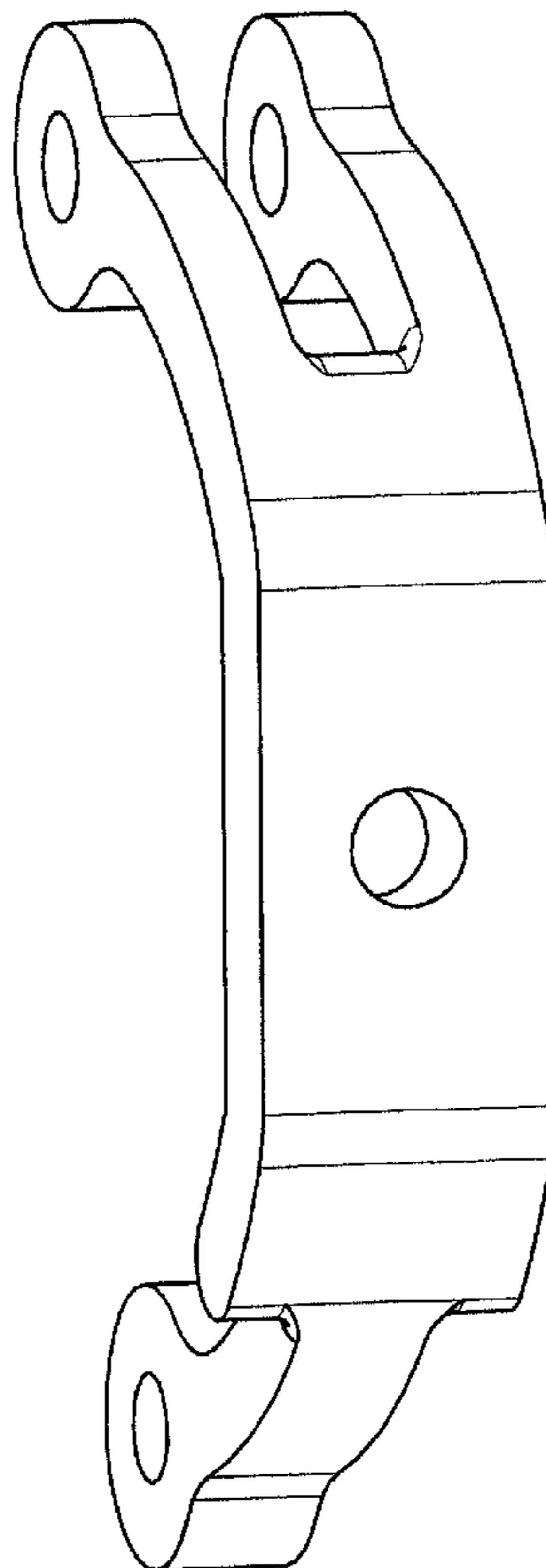
(57) **CLAIM**

The ornamental design for a C-clamp, as shown and described.

DESCRIPTION

FIG. 1 is a back perspective view of a C-clamp showing my new design;
FIG. 2 is a top view thereof;
FIG. 3 is a side view thereof;
FIG. 4 is a bottom view thereof;
FIG. 5 is a first end view thereof;
FIG. 6 is a second, opposing end view thereof; and,
FIG. 7 is a front perspective view thereof.

1 Claim, 7 Drawing Sheets



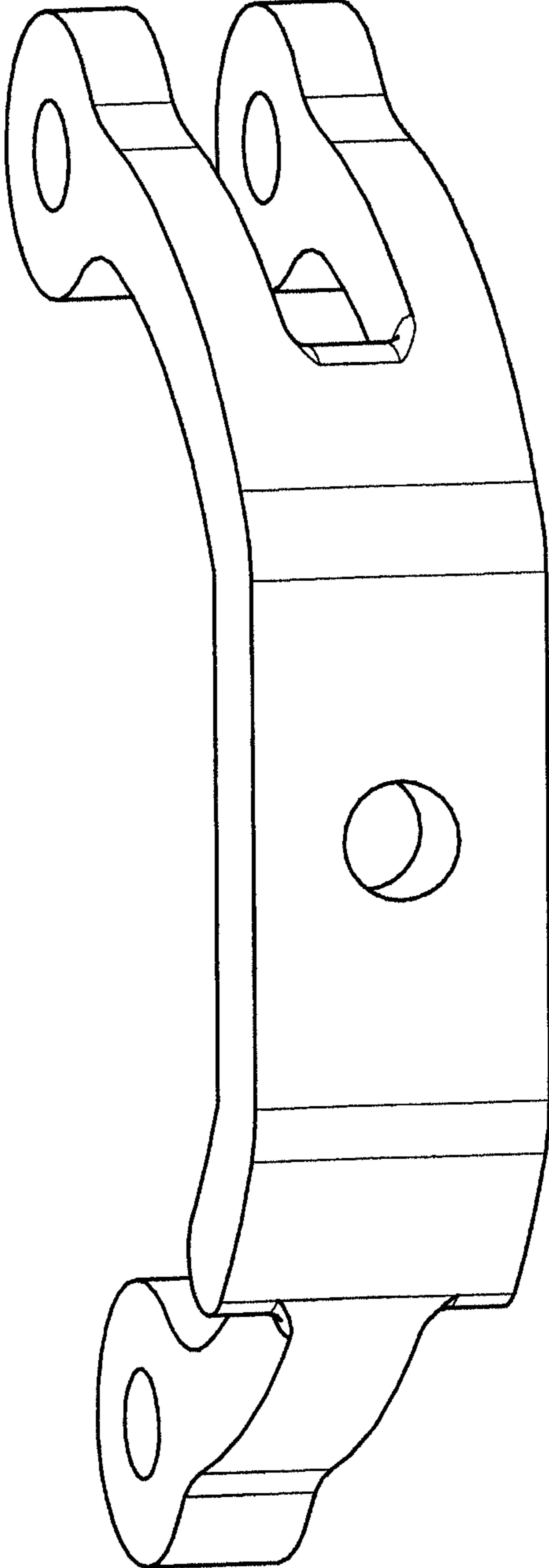


FIG. 1

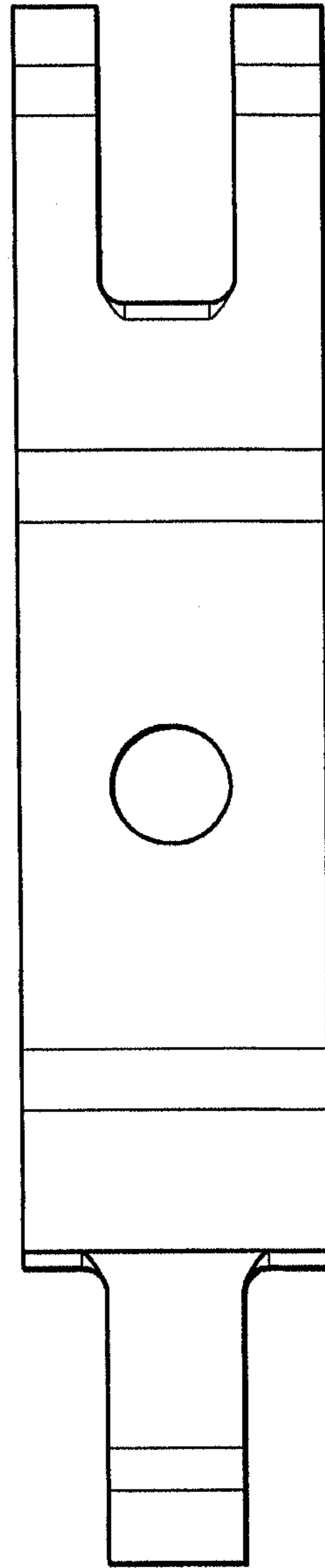


FIG. 2

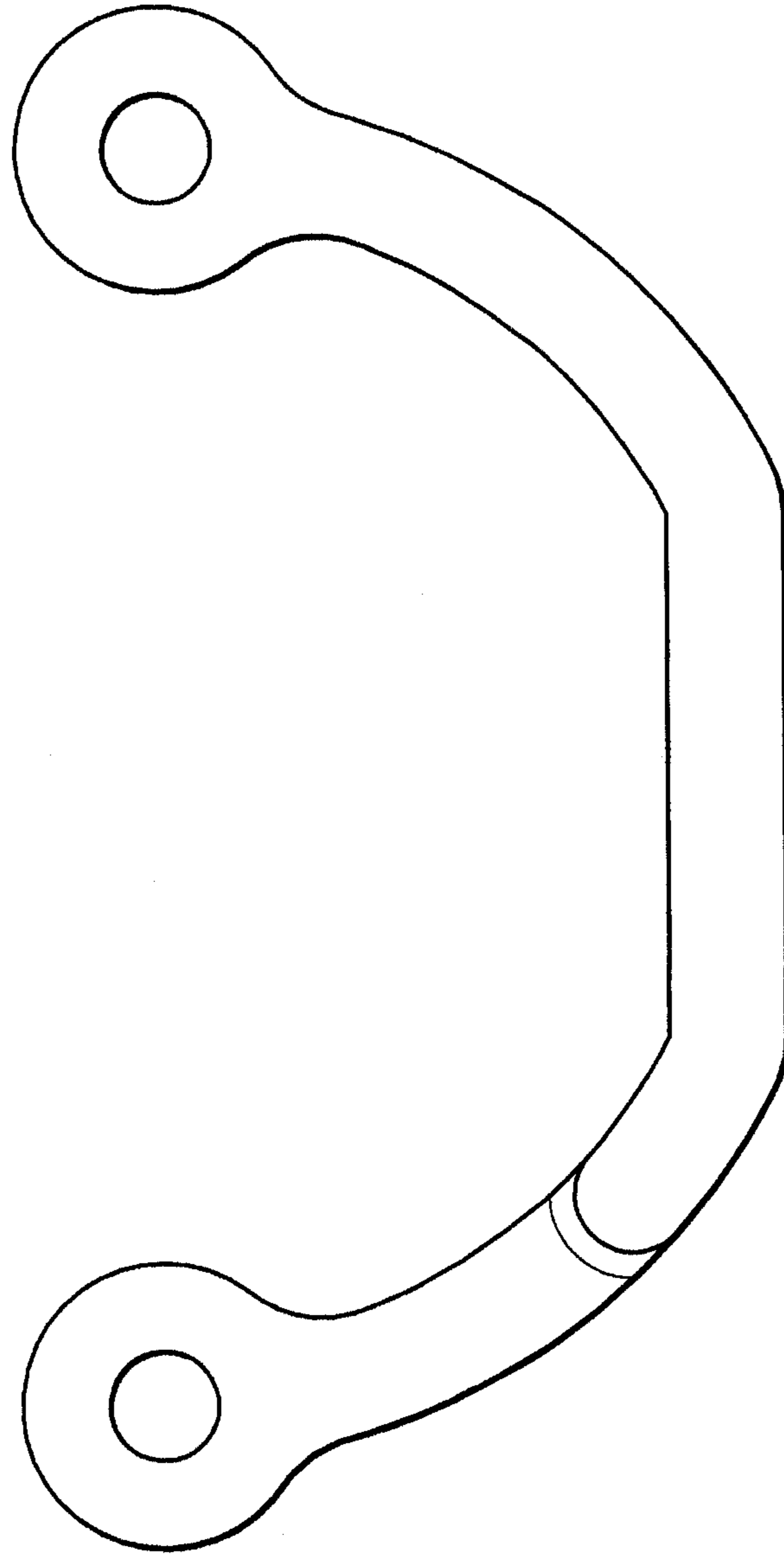


FIG. 3

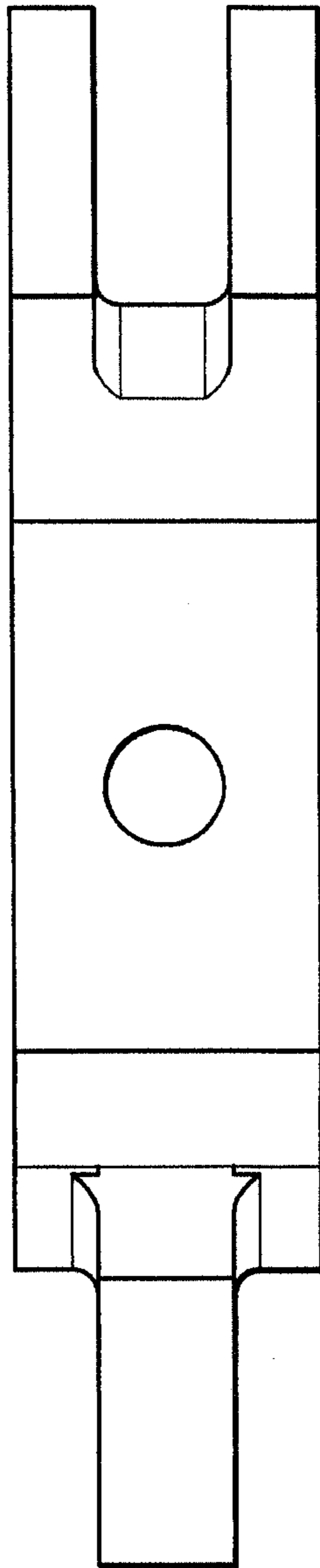


FIG. 4

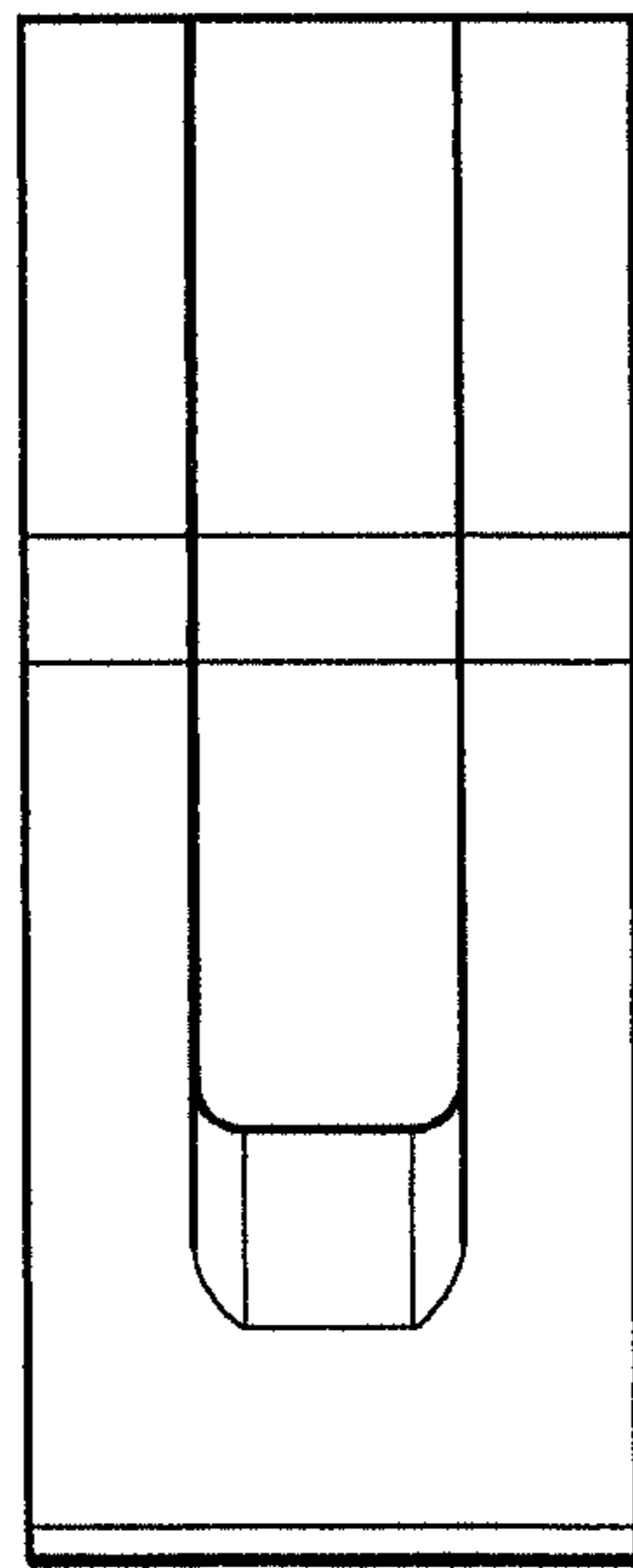


FIG. 5

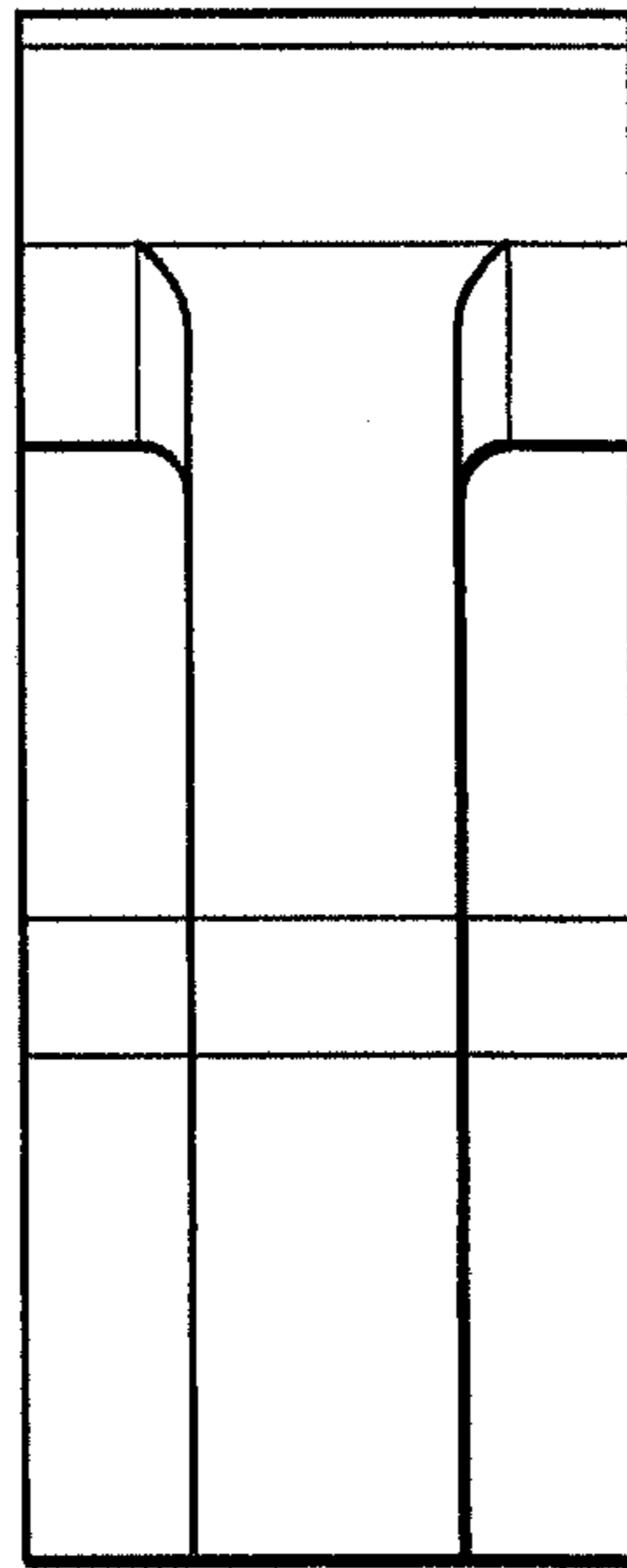


FIG. 6

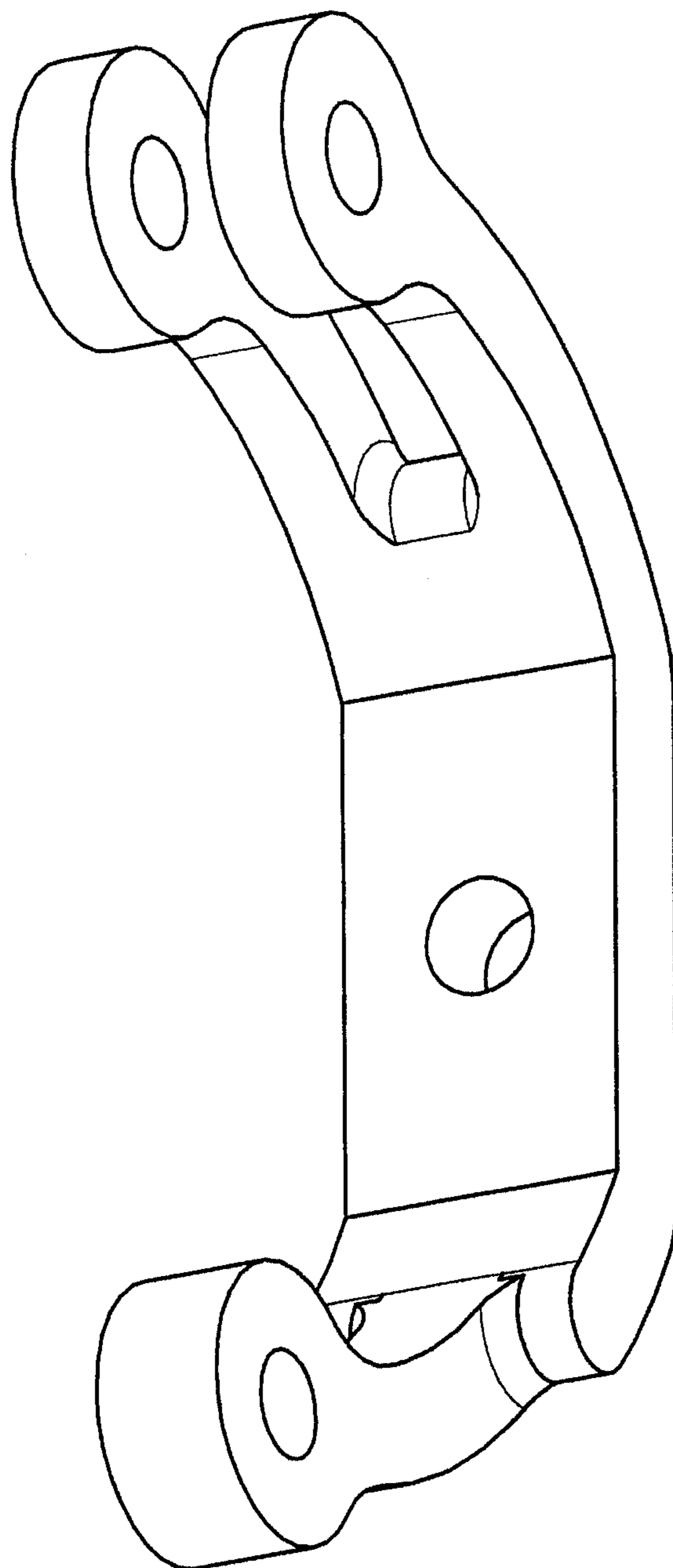


FIG. 7