



US00D707093S

(12) **United States Design Patent**
Greer

(10) **Patent No.:** **US D707,093 S**
(45) **Date of Patent:** **** Jun. 17, 2014**

(54) **PROTECTIVE RISER GUIDE FOR SCISSORS**

(76) Inventor: **Jerry Randall Greer**, Cookeville, TN
(US)

(**) Term: **14 Years**

(21) Appl. No.: **29/411,259**

(22) Filed: **Jan. 18, 2012**

(51) **LOC (10) Cl.** **08-03**

(52) **U.S. Cl.**
USPC **D8/57**

(58) **Field of Classification Search**

CPC B26B 13/24; B26B 13/00; B26B 13/005;
B26B 29/04; B26B 11/00; B26B 11/008;
A01G 3/065; A45D 24/36; B25F 1/003;
B25B 7/00; B25B 7/22; B25B 27/205; B21J
15/386; B23D 63/023; B21L 21/00
USPC D8/57, 51, 52, 93, 92, 99, 4, 9, 403,
D8/346, 354, 6, 54, 58, 56, 5; 29/81.17;
76/64, 69; 81/3.6; 7/125, 135;
D24/148, 153, 10; D3/220, 21;
D7/693; D28/44, 52; 606/174; 30/349,
30/341, 270, 268-266, 262-254, 250, 248,
30/233.5, 233, 232, 226, 195, 194

See application file for complete search history.

(56) **References Cited**

U.S. PATENT DOCUMENTS

D24,274 S * 5/1895 Silberstein D3/220
2,852,846 A * 9/1958 Ahlbin 30/341
3,877,145 A * 4/1975 Andrews 30/231

5,366,467 A * 11/1994 Lynch et al. 606/174
D399,971 S * 10/1998 Scherer D24/231
D405,954 S * 2/1999 Liu D3/220
D680,837 S * 4/2013 Bhasin D8/57

* cited by examiner

Primary Examiner — Robert M Spear

Assistant Examiner — Eliza Bennett-Hattan

(74) *Attorney, Agent, or Firm* — Shane V. Cortesti

(57) **CLAIM**

The ornamental design for a protective riser guide for scissors, as shown and described.

DESCRIPTION

FIG. 1 is a front elevation view of a protective riser guide for scissors;

FIG. 2 is a right side elevation view of the protective riser guide for scissors shown in FIG. 1, the left side view being a mirror image thereof;

FIG. 3 is a top plan view of the protective riser guide for scissors shown in FIG. 1;

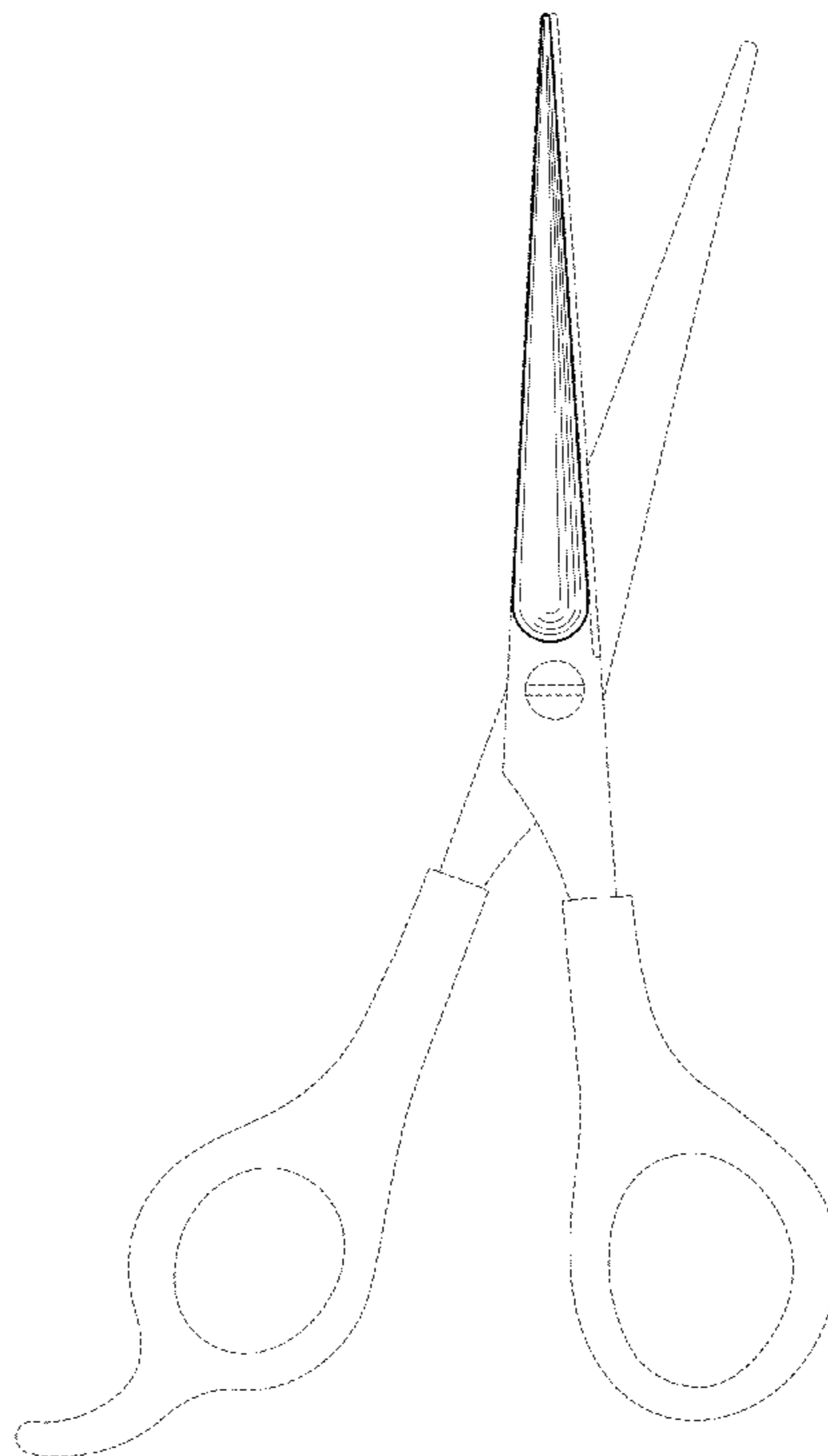
FIG. 4 is a perspective view of the protective riser guide for scissors shown in FIG. 1;

FIG. 5 is a bottom plan view of the protective riser guide for scissors shown in FIG. 1; and,

FIG. 6 is a rear elevation view of the protective riser guide for scissors shown in FIG. 1.

The broken line showing the scissors of the protective riser guide for scissors in FIGS. 1 through 6 is illustrative of environmental only and forms no part of the claimed design.

1 Claim, 2 Drawing Sheets



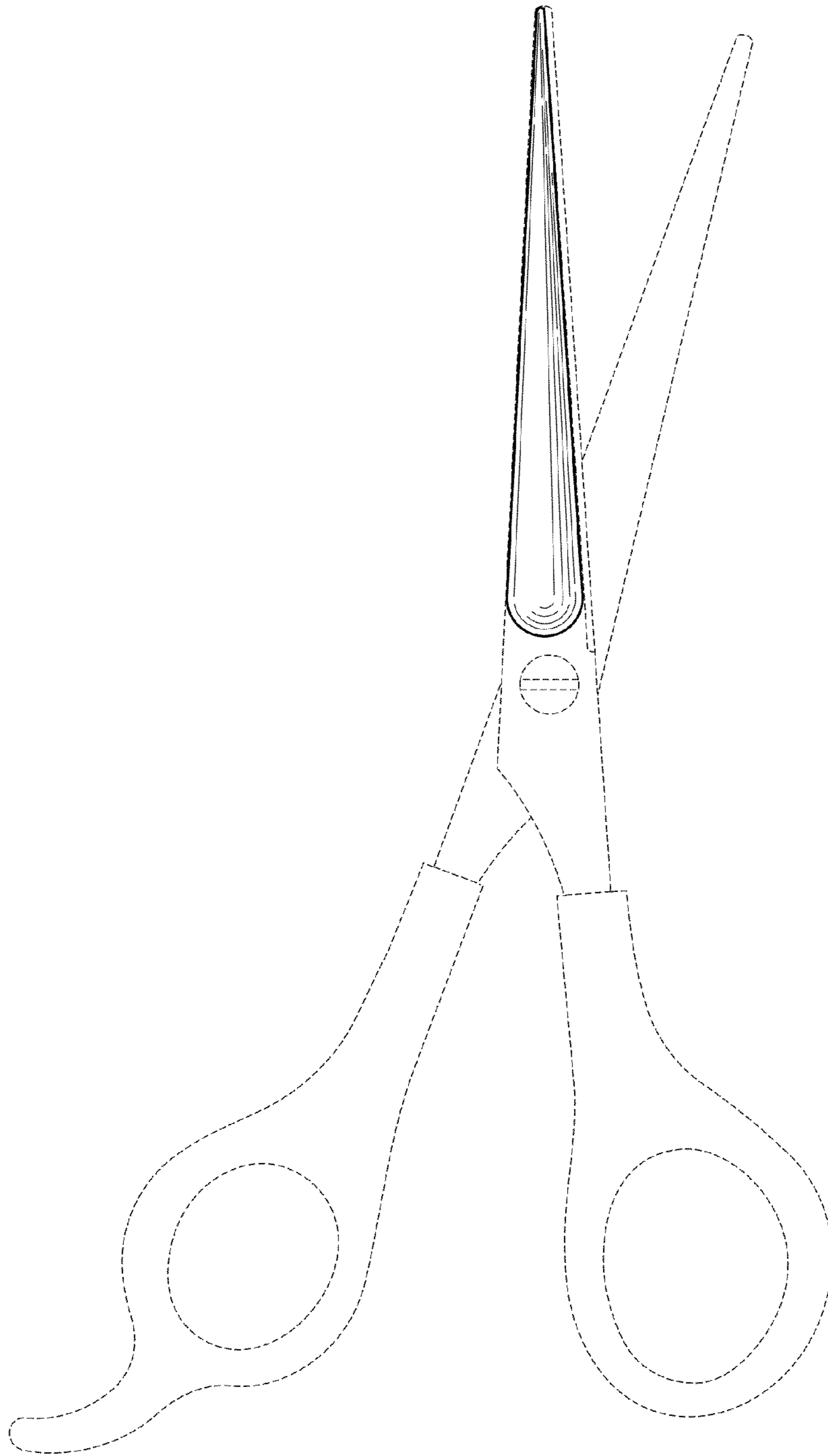


FIG. 1

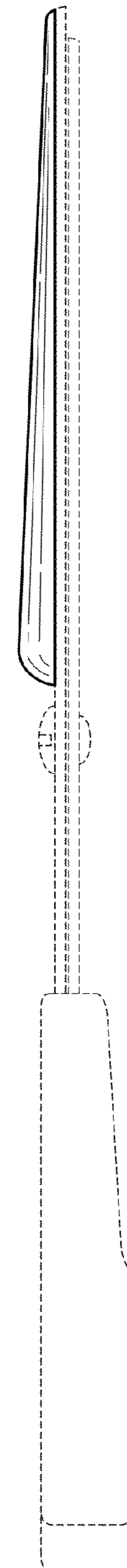


FIG. 2



FIG. 3

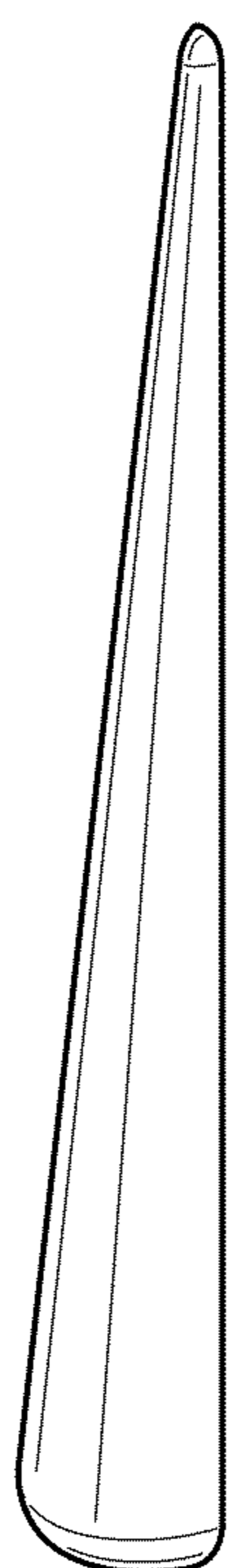


FIG. 4




FIG. 6



FIG. 5