



US00D707091S

(12) **United States Design Patent**  
**Barr**

(10) **Patent No.:** **US D707,091 S**  
(45) **Date of Patent:** **\*\* Jun. 17, 2014**

(54) **UTILITY TOOL**

(71) Applicant: **Caffeinate Labs, Inc.**, Somerville, MA (US)

(72) Inventor: **Nathan G. Barr**, Somerville, MA (US)

(73) Assignee: **Caffeinate Labs, Inc.**, Somerville, MA (US)

(\*\*) Term: **14 Years**

(21) Appl. No.: **29/450,200**

(22) Filed: **Mar. 15, 2013**

(51) **LOC (10) Cl.** ..... **08-05**

(52) **U.S. Cl.**  
USPC ..... **D8/16**

(58) **Field of Classification Search**  
USPC ..... D8/16, 18-20, 70, 98-101, 105, 33-43;  
7/151, 158, 160, 166, 168  
See application file for complete search history.

(56) **References Cited**

**U.S. PATENT DOCUMENTS**

D45,815 S *	5/1914	Marion	.....	D8/17
D126,253 S *	4/1941	Smiley	.....	D8/18
D273,757 S *	5/1984	Evans	.....	D8/18
D306,124 S *	2/1990	Hoilien	.....	D8/18
5,437,074 A *	8/1995	White et al.	.....	15/105
D362,168 S *	9/1995	Mancini	.....	D8/98
D435,422 S *	12/2000	Schimmel	.....	D8/104
D496,240 S *	9/2004	Sandelius	.....	D8/38

D544,768 S *	6/2007	Book	.....	D8/40
D586,645 S *	2/2009	Lee	.....	D8/103
D613,138 S *	4/2010	Salvino	.....	D8/18
D680,700 S *	4/2013	Ung	.....	D32/46
D685,620 S *	7/2013	Wysoczynski et al.	.....	D8/40
D687,287 S *	8/2013	Yu Chen	.....	D8/98
D692,288 S *	10/2013	Locklear	.....	D8/98

\* cited by examiner

*Primary Examiner* — Elizabeth Albert

(74) *Attorney, Agent, or Firm* — Stanley F. Chalvire; Morse, Barnes-Brown & Pendleton, P.C.

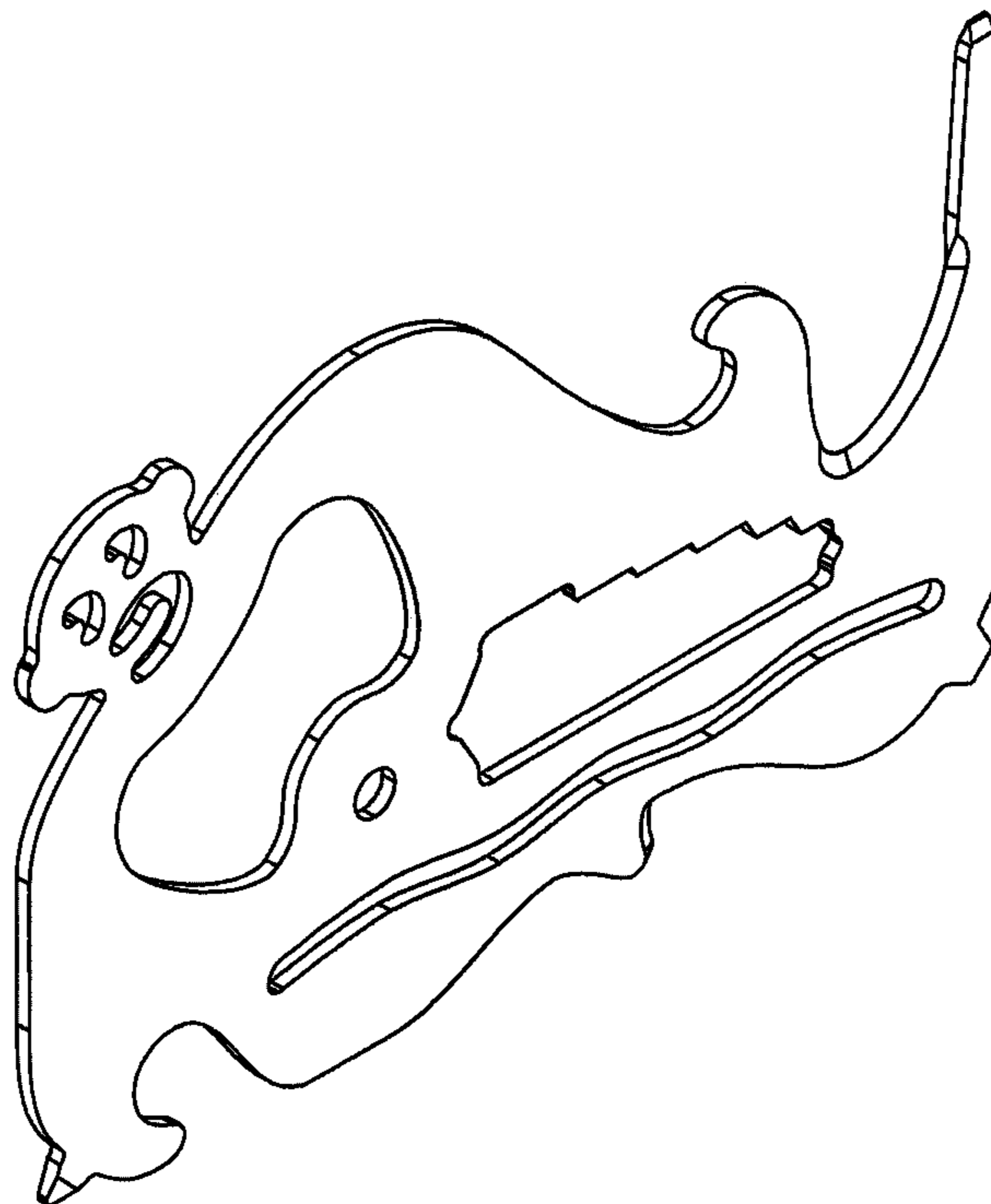
(57) **CLAIM**

The ornamental design for a utility tool, as shown and described.

**DESCRIPTION**

FIG. 1 is a perspective view of a first embodiment of the utility tool.  
 FIG. 2 is a top plan view of a first embodiment of the utility tool.  
 FIG. 3 is a bottom plan view of a first embodiment of the utility tool.  
 FIG. 4 is a left side view of a first embodiment of the utility tool.  
 FIG. 5 is a right side view of a first embodiment of the utility tool.  
 FIG. 6 is a front plan view of a first embodiment of the utility tool; and,  
 FIG. 7 is a back plan view of a first embodiment of the utility tool.

**1 Claim, 5 Drawing Sheets**



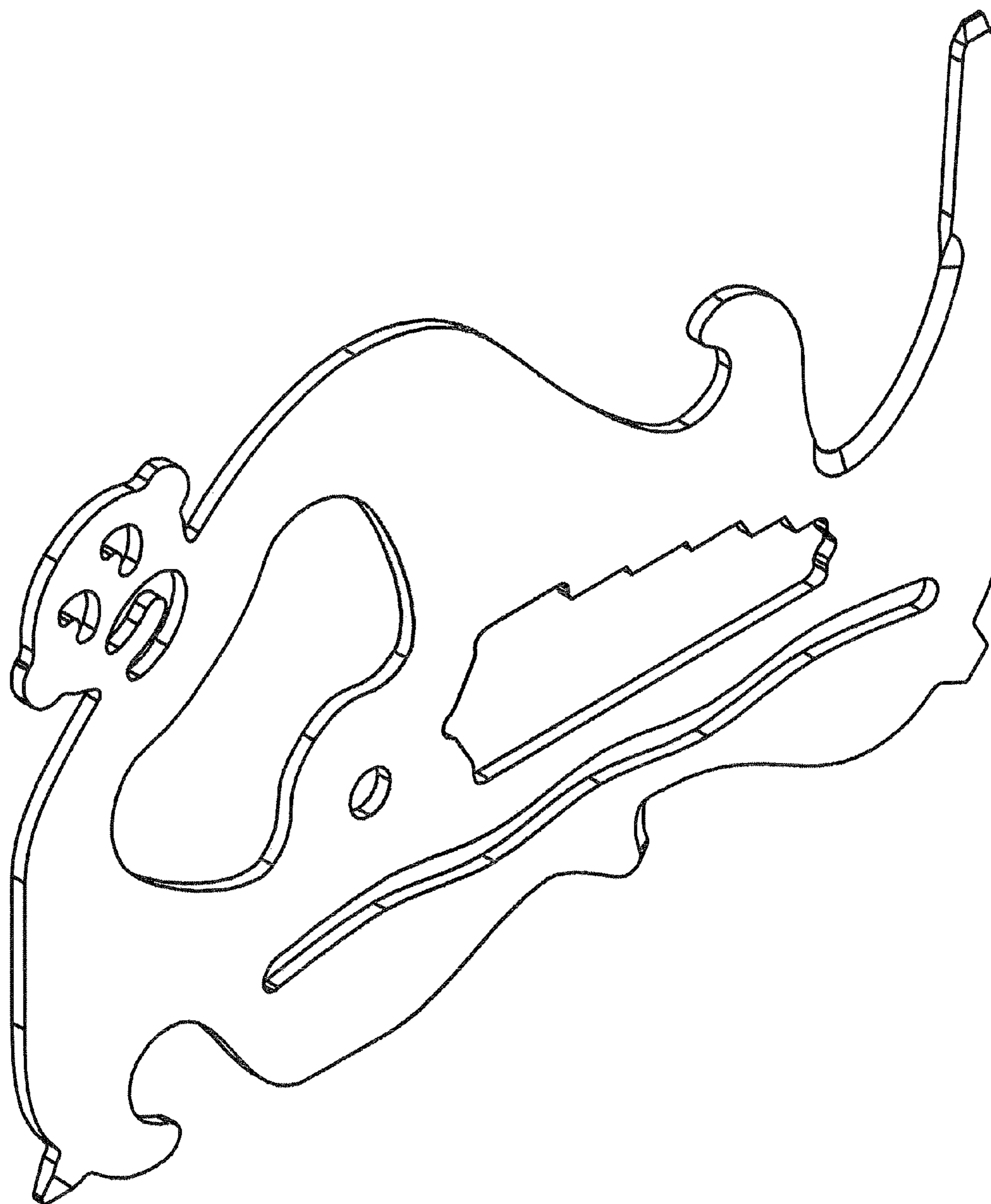



FIG. 1



*FIG. 2*



*FIG. 3*



FIG. 4



FIG. 5

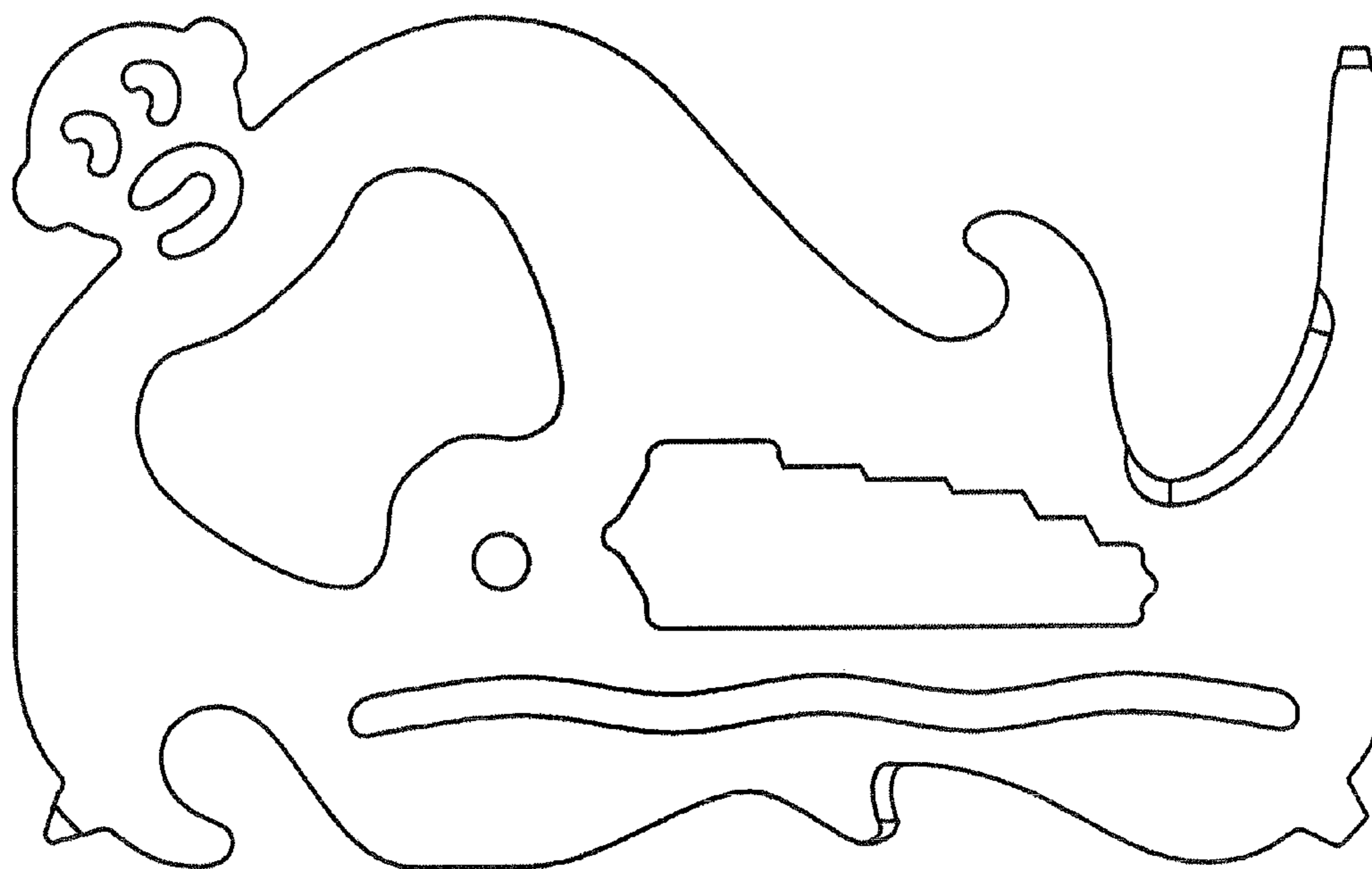


FIG. 6

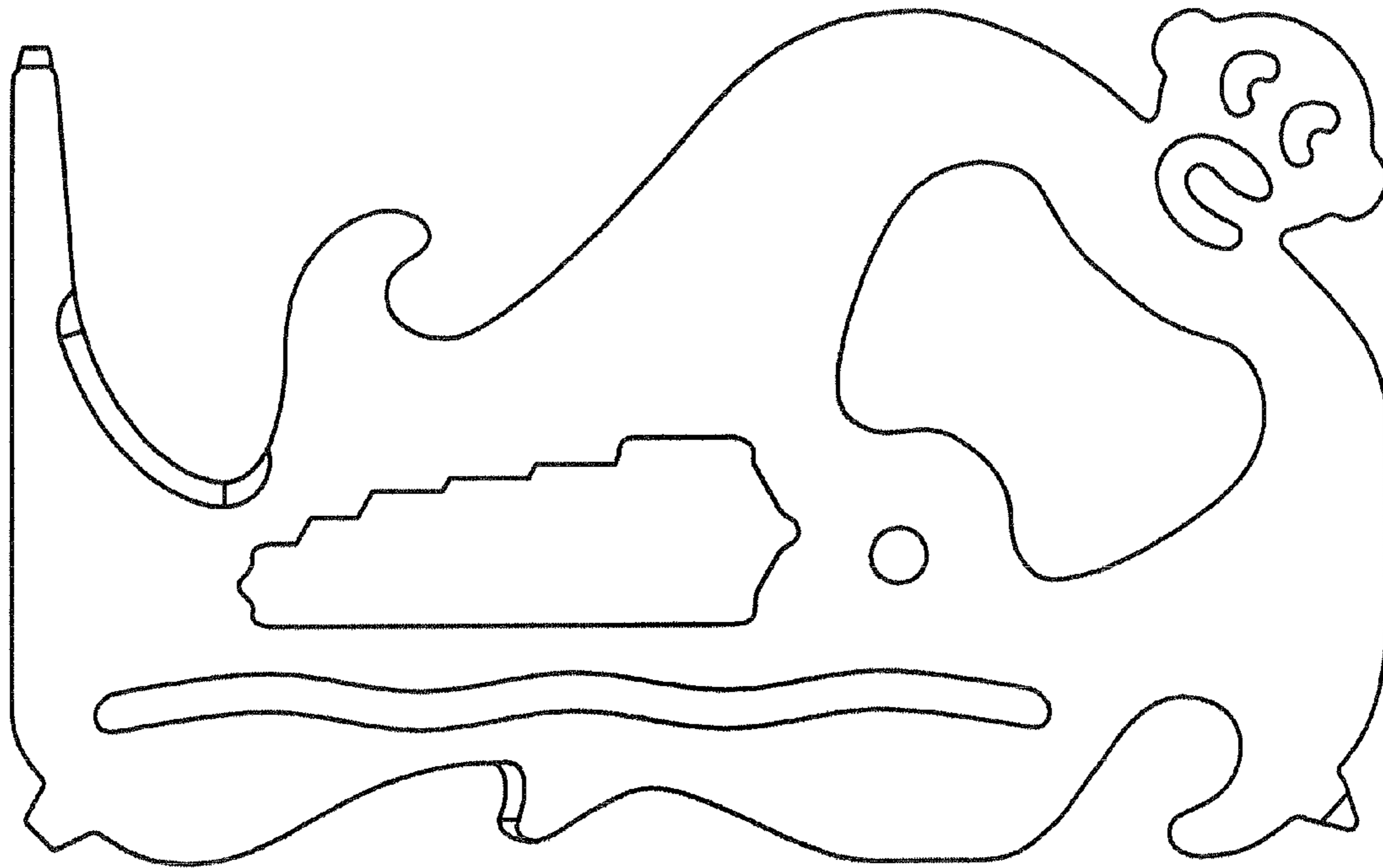


FIG. 7