



US00D707089S

(12) **United States Design Patent**
Fugett

(10) **Patent No.:** **US D707,089 S**
(45) **Date of Patent:** **** Jun. 17, 2014**

- (54) **SPATULA**
- (71) Applicant: **Jack Fugett**, Mokena, IL (US)
- (72) Inventor: **Jack Fugett**, Mokena, IL (US)
- (**) Term: **14 Years**
- (21) Appl. No.: **29/451,568**
- (22) Filed: **Apr. 4, 2013**
- (51) **LOC (10) Cl.** **07-02**
- (52) **U.S. Cl.**
USPC **D7/692**
- (58) **Field of Classification Search**
USPC D7/680-696, 368, 669, 393, 395;
D32/40, 43, 46; 15/236.07, 236.08,
15/236.01, 245, 143.1; 294/7, 8, 176;
7/110, 113; 416/231 A, 231 B; 366/129
See application file for complete search history.

- D427,858 S 7/2000 Zemel
- D459,163 S 6/2002 Rowe et al.
- D459,638 S * 7/2002 Wang et al. D7/692
- D481,270 S * 10/2003 Siegel et al. D7/688
- D545,645 S * 7/2007 Lion et al. D7/692
- D632,143 S * 2/2011 Geborek D7/692
- D673,012 S 12/2012 Holding et al.

* cited by examiner

Primary Examiner — Terry Wallace

(74) *Attorney, Agent, or Firm* — Erin J. Fox; Barnes & Thornburg LLP

- (56) **References Cited**
U.S. PATENT DOCUMENTS

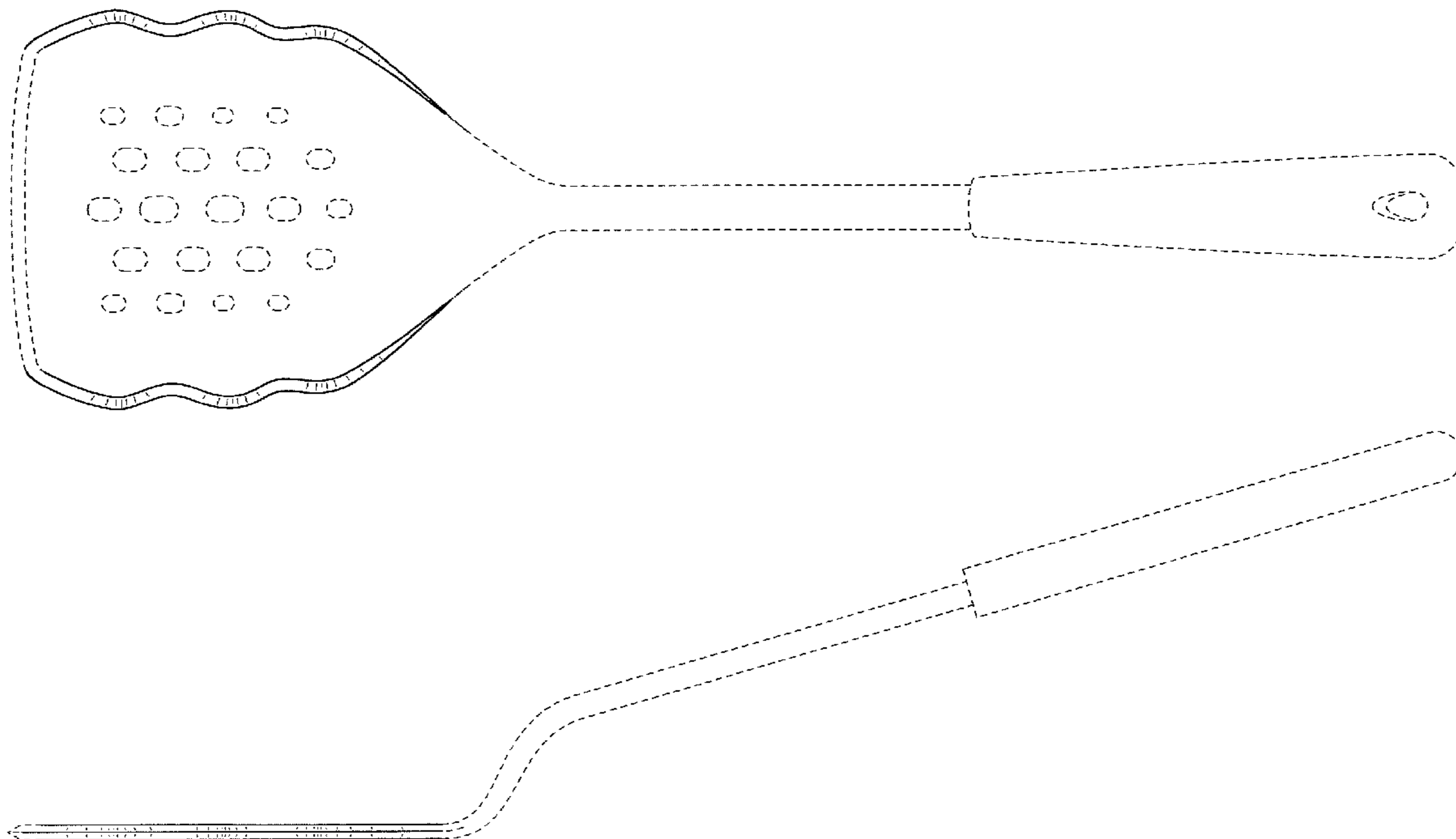
D203,616 S 2/1966 Hvale
3,877,143 A 4/1975 Montesi
D272,119 S 1/1984 Steiner
D316,213 S 4/1991 Skerker et al.
5,014,434 A 5/1991 Skerker et al.
D318,989 S * 8/1991 Risner D7/688

(57) **CLAIM**
The ornamental design for a spatula, as shown and described.

DESCRIPTION

FIG. 1 is an isometric view of a front, top, and a first side of an ornamental design for a spatula;
FIG. 2 is a top elevational view of the spatula of FIG. 1;
FIG. 3 is an elevational view of the first side of the spatula of FIG. 1, wherein a second, opposite side of the spatula is a mirror image of the first side; and,
FIG. 4 is a front elevational view of the spatula of FIG. 1.
The broken lines in the drawings depict environmental subject matter only and form no part of the claimed design.

1 Claim, 3 Drawing Sheets



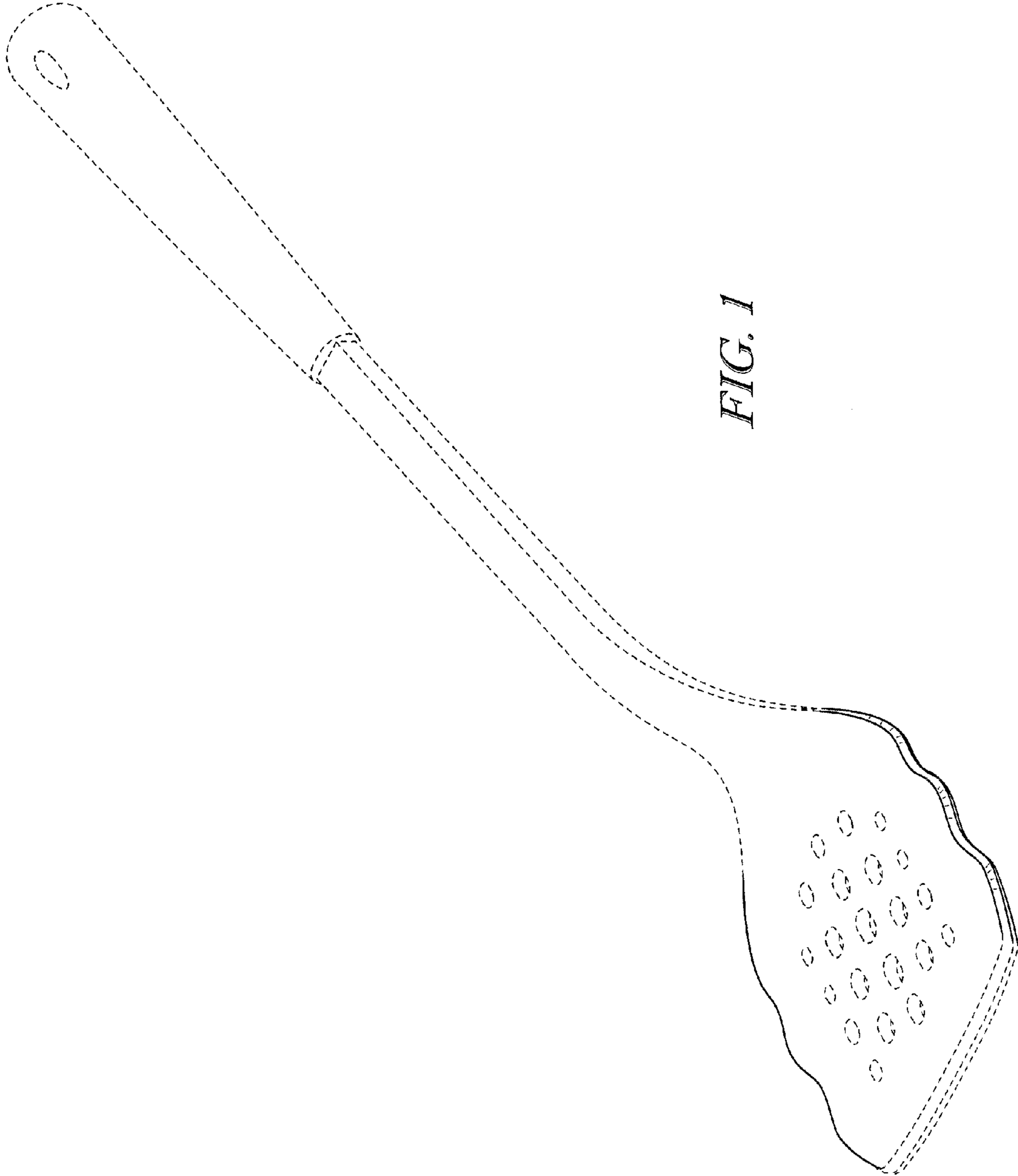


FIG. 1

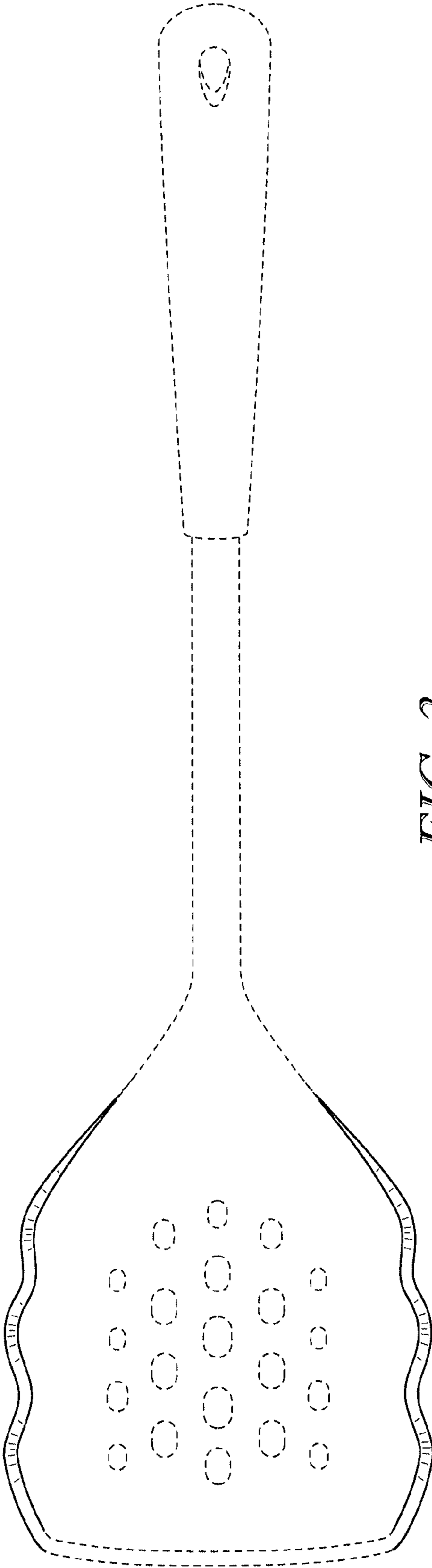


FIG. 2

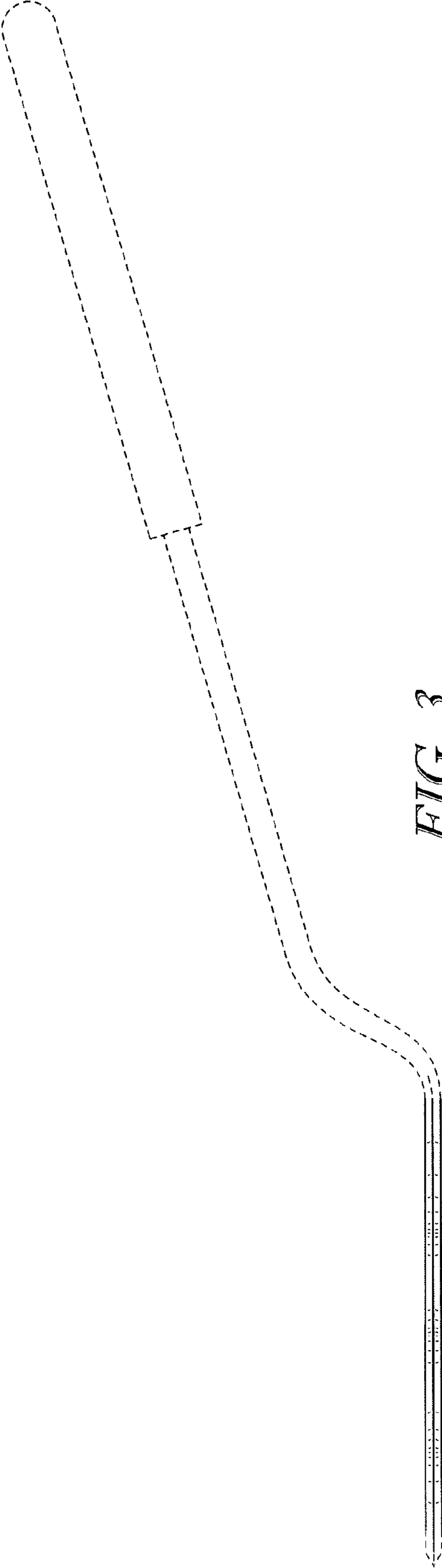


FIG. 3

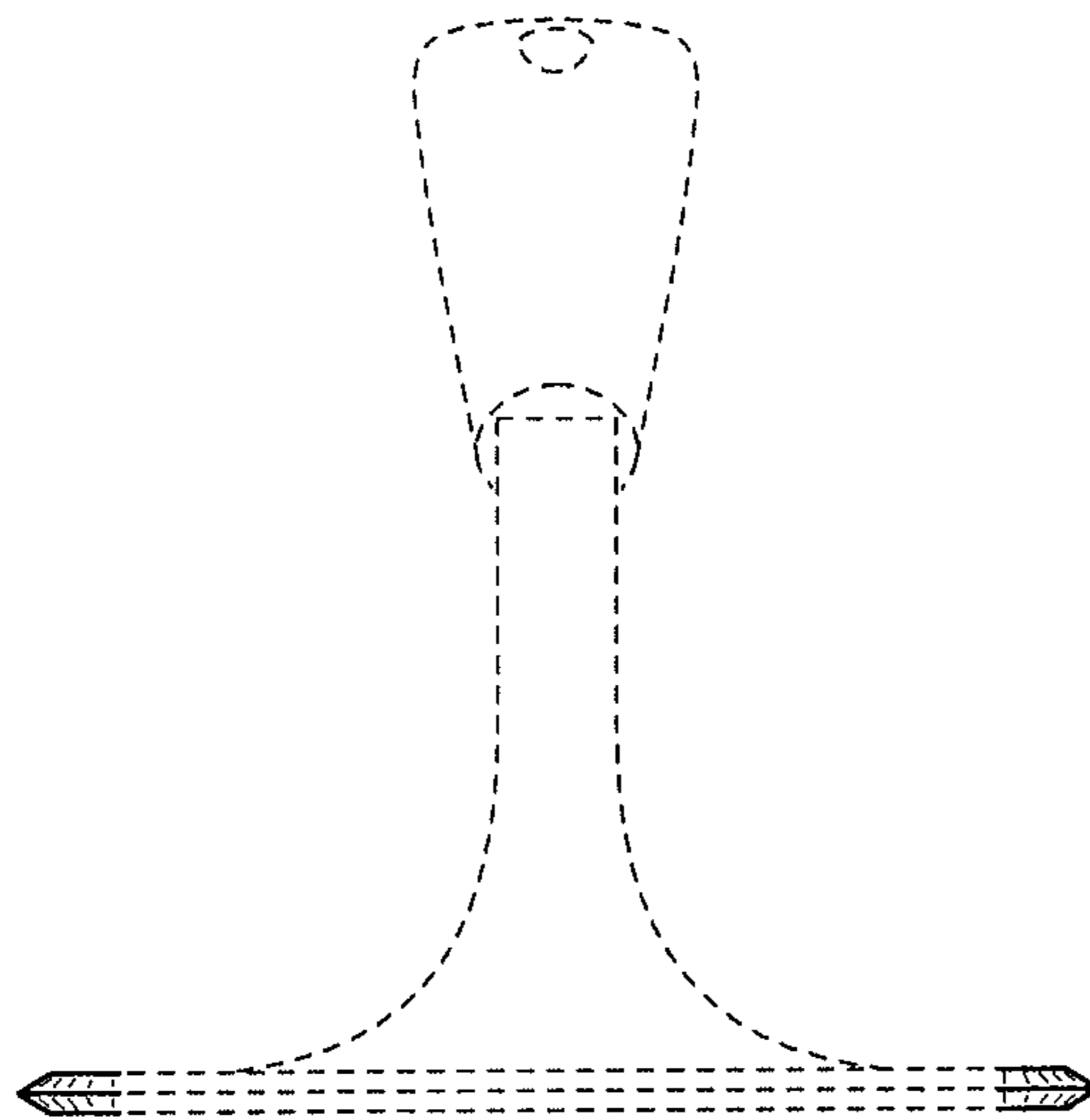


FIG. 4