



US00D707069S

(12) **United States Design Patent**
Erlbeck et al.

(10) **Patent No.:** **US D707,069 S**
(45) **Date of Patent:** **** Jun. 17, 2014**

- (54) **SPRING ELEMENT FOR A MATTRESS**
- (71) Applicants: **Ingrid Erlbeck**, Velden (AT); **Helmut Ofner**, Velden (AT)
- (72) Inventors: **Ingrid Erlbeck**, Velden (AT); **Helmut Ofner**, Velden (AT)
- (**) Term: **14 Years**
- (21) Appl. No.: **29/445,491**
- (22) Filed: **Feb. 12, 2013**

Related U.S. Application Data

- (63) Continuation of application No. 29/399,052, filed on Aug. 9, 2011, now abandoned.

(30) **Foreign Application Priority Data**

Feb. 10, 2011 (EP) 001819715

- (51) **LOC (10) Cl.** **06-06**
- (52) **U.S. Cl.**
USPC **D6/718.31; D6/606**

(58) **Field of Classification Search**

USPC D6/503, 504, 595-601, 605-607;
5/246-248, 256, 716, 720; 29/896.8;
267/28, 29, 80, 85, 91, 136, 162, 165,
267/166, 169, 179, 180, 291
See application file for complete search history.

(56) **References Cited**

U.S. PATENT DOCUMENTS

- 182,797 A * 10/1876 Branson et al. 5/247
- 274,715 A * 3/1883 Buckley 267/180

1,187,175	A *	6/1916	Raper	267/28
1,497,013	A *	6/1924	Grapp	5/716
2,171,185	A *	8/1939	Maier	267/217
2,534,123	A *	12/1950	Hasselhorn	148/529
2,551,505	A *	5/1951	Olson, Jr.	267/28
5,160,121	A *	11/1992	Bartholomew	267/136
5,868,383	A *	2/1999	Codos	267/80
6,484,338	B1 *	11/2002	Hagglund	5/716
6,669,184	B2 *	12/2003	Cai et al.	267/162
7,168,117	B2 *	1/2007	Gladney et al.	5/716
7,210,181	B1 *	5/2007	Price	5/716
7,458,172	B2 *	12/2008	Aveni	36/27
7,793,923	B2 *	9/2010	Suzuki	267/180
2012/0098179	A1	4/2012	Jaster		

* cited by examiner

Primary Examiner — Mary Ann Calabrese

(74) *Attorney, Agent, or Firm* — Faegre Baker Daniels LLP

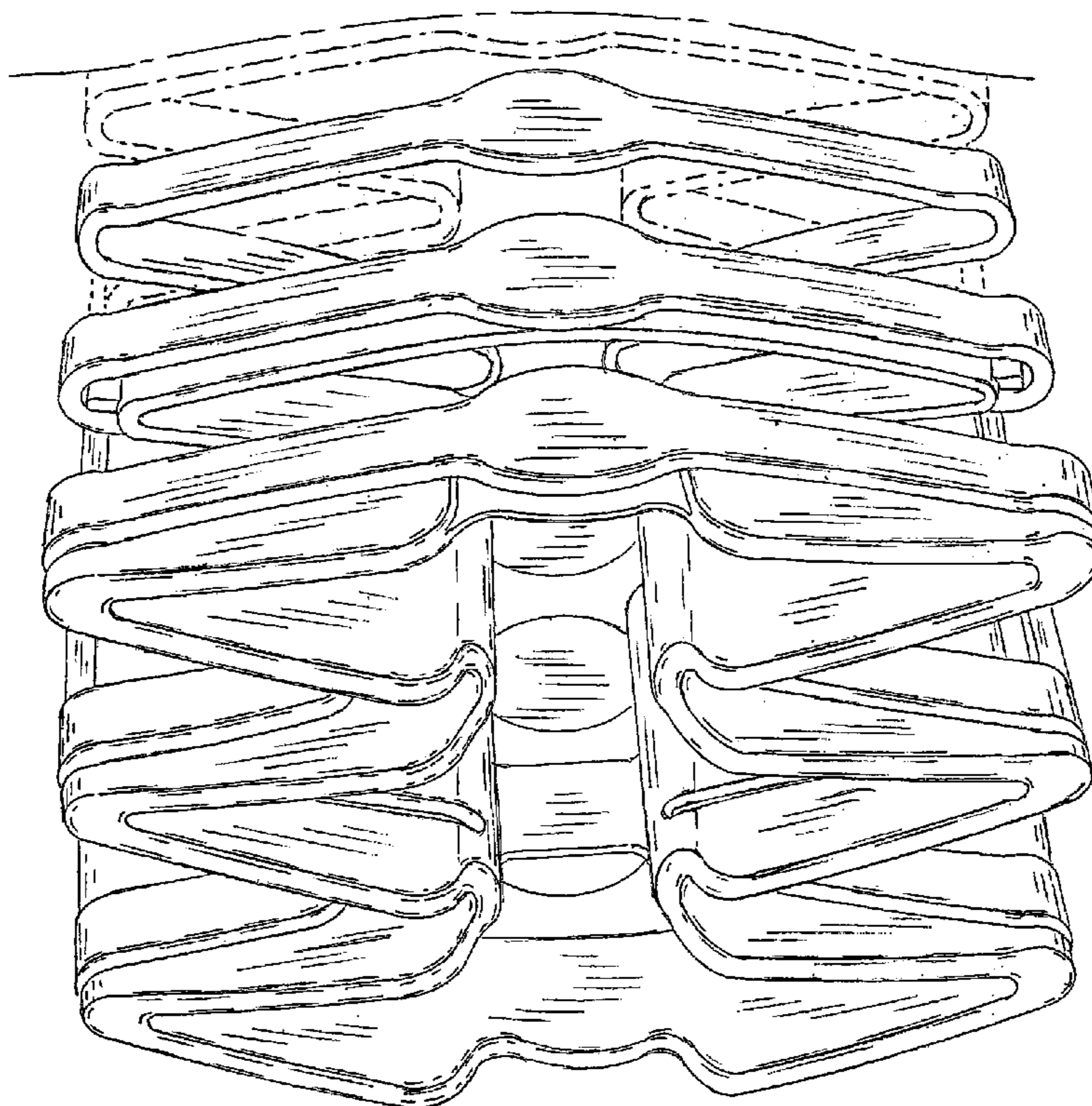
(57) **CLAIM**

The ornamental design for a spring element for a mattress, as shown and described.

DESCRIPTION

FIG. 1 is a partial perspective view of a spring element for a mattress according to our new design;
 FIG. 2 is another partial perspective view thereof;
 FIG. 3 is another partial perspective view thereof;
 FIG. 4 is another partial perspective view thereof; and,
 FIG. 5 is another partial perspective view thereof.
 In the drawings, the broken lines illustrate environment and form no part of the claimed design.

1 Claim, 5 Drawing Sheets



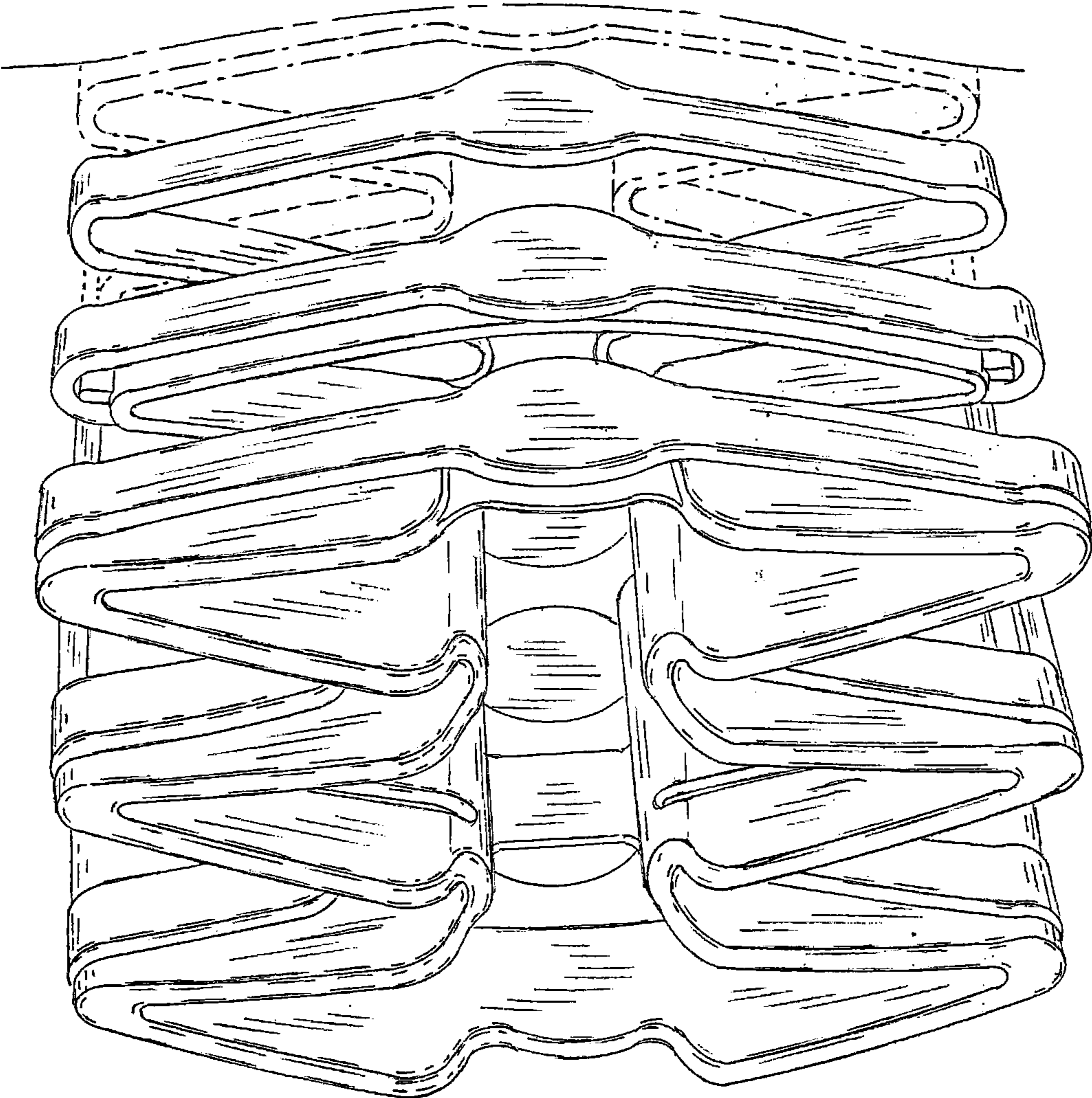


FIG.1

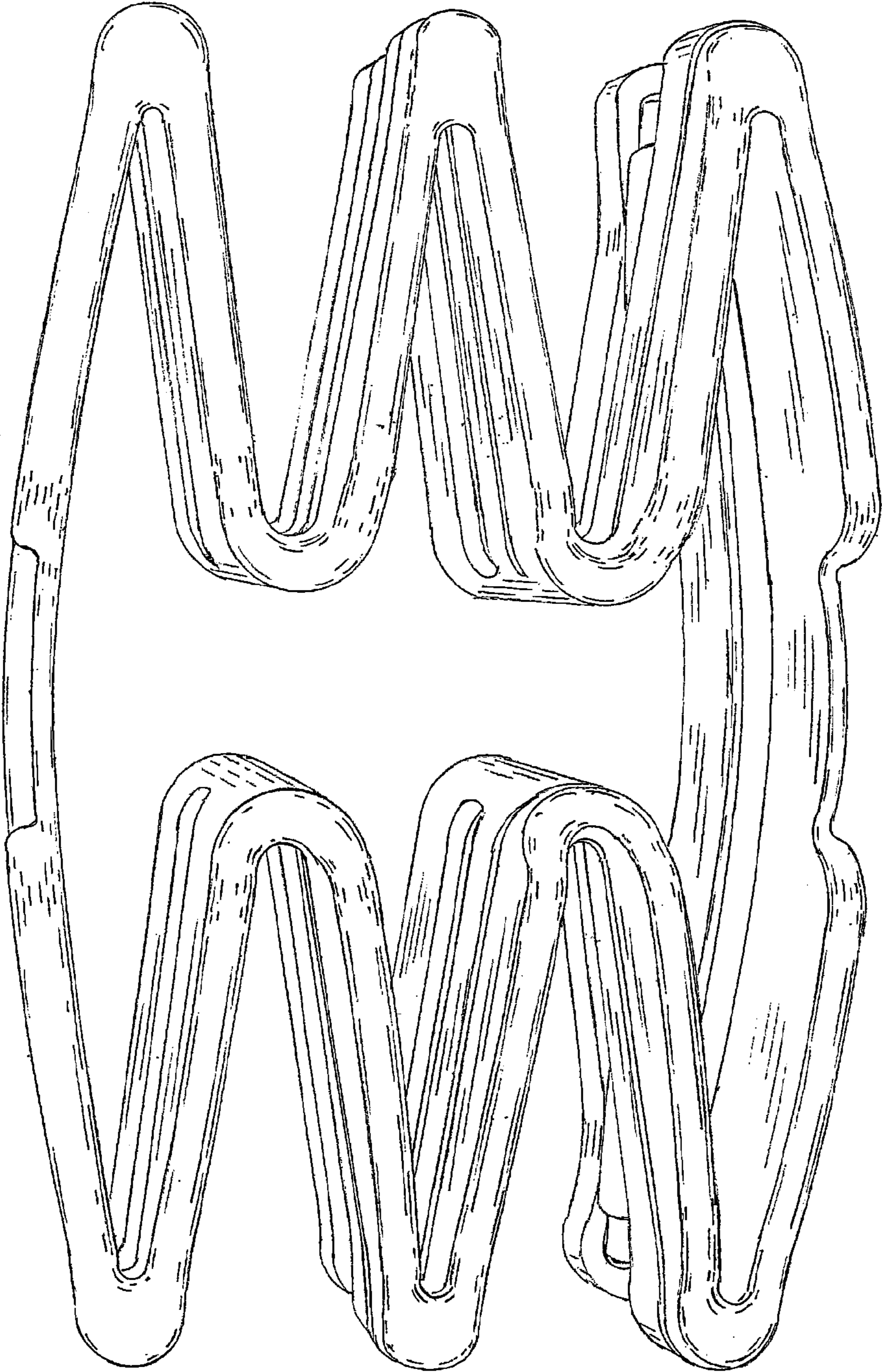


FIG. 2

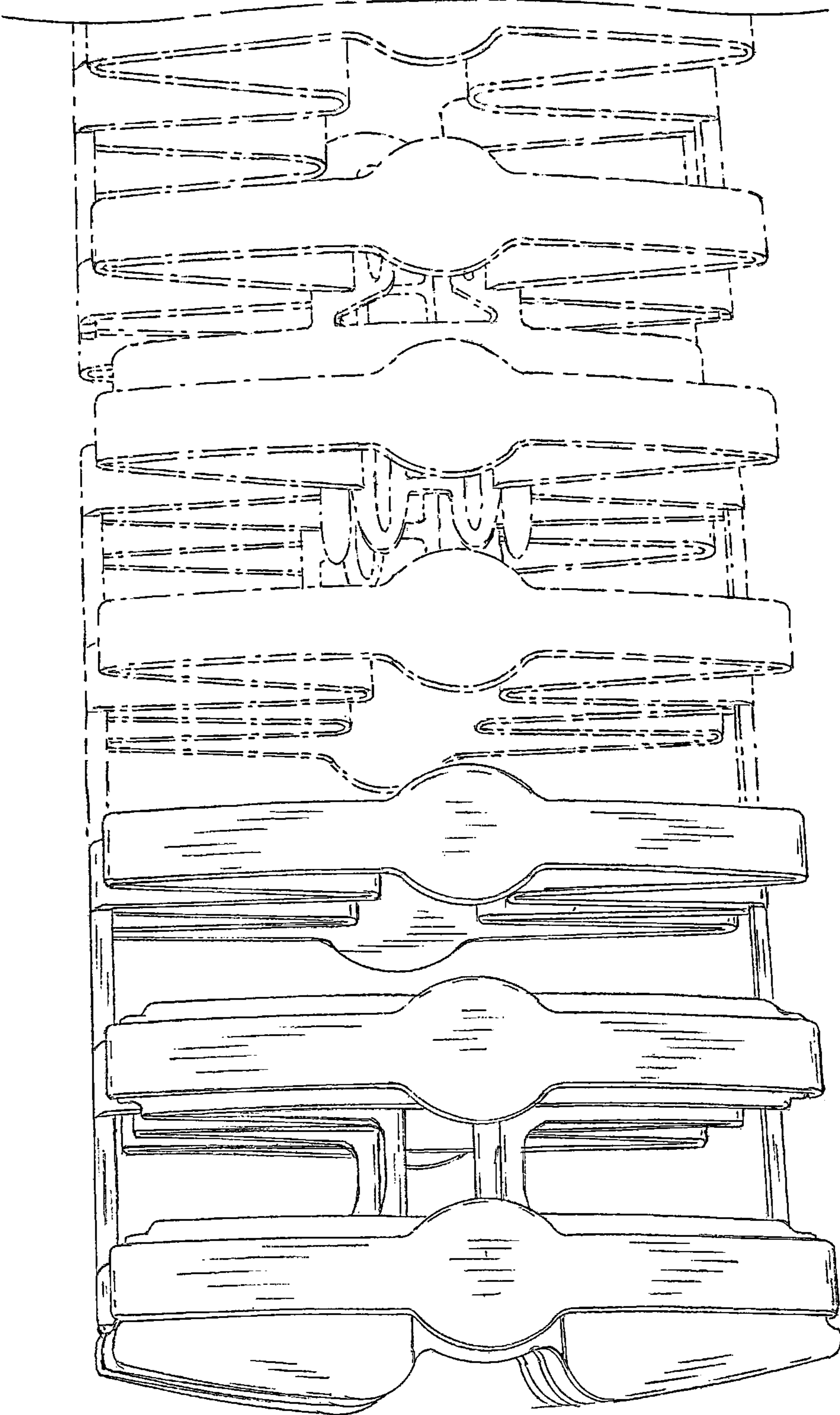


FIG. 3

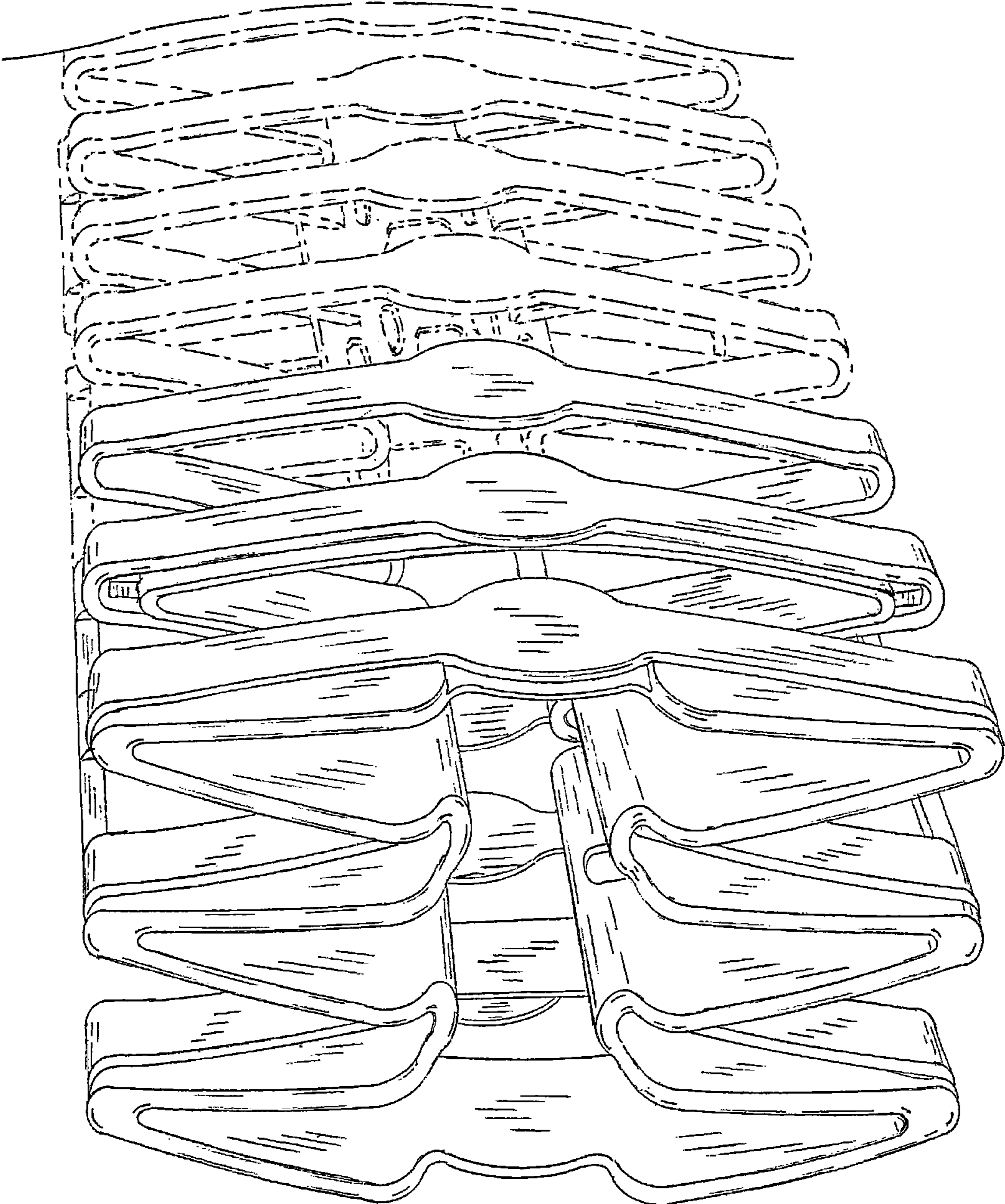


FIG. 4

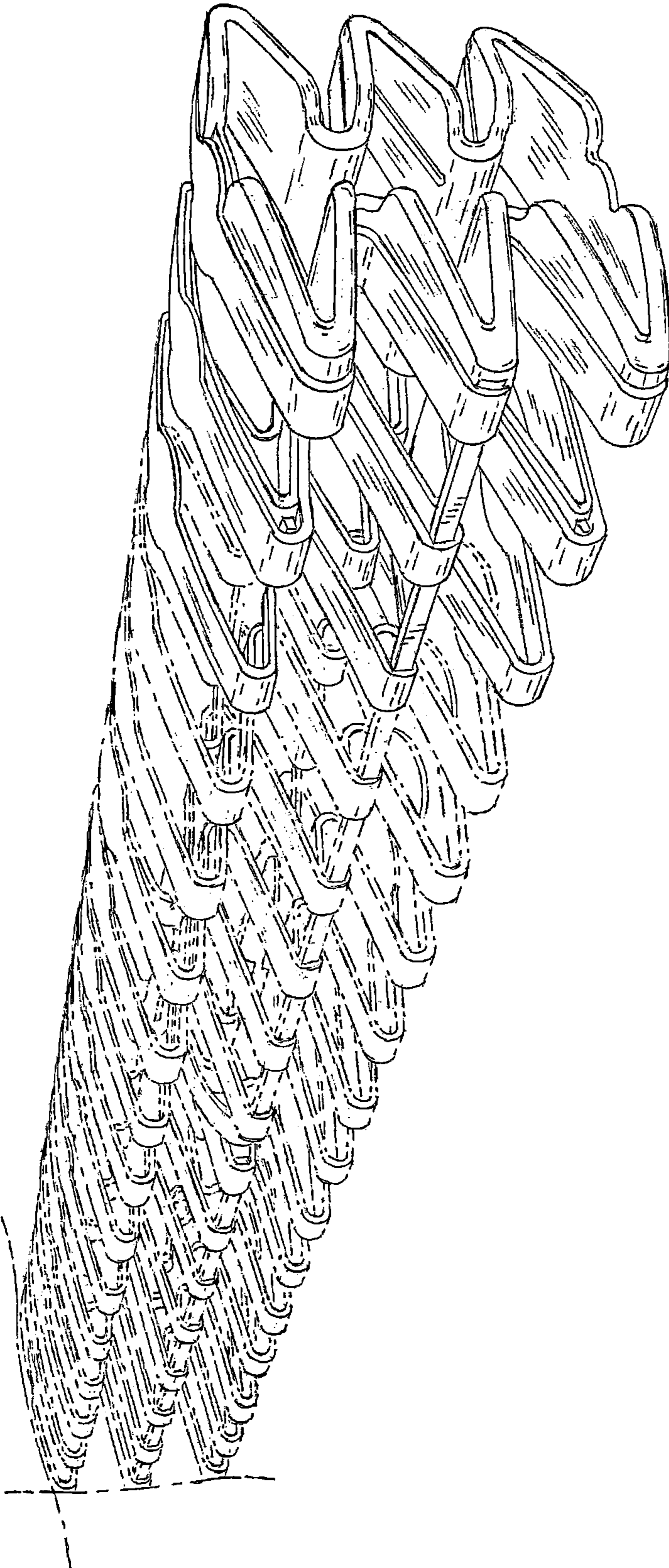


FIG. 5