



US00D707046S

(12) **United States Design Patent**
Huang

(10) **Patent No.:** **US D707,046 S**
(45) **Date of Patent:** **** Jun. 17, 2014**

- (54) **SADDLE FOR A BIKE**
- (71) Applicant: **Tsai-Wei Huang**, Changhua (TW)
- (72) Inventor: **Tsai-Wei Huang**, Changhua (TW)
- (**) Term: **14 Years**
- (21) Appl. No.: **29/449,483**
- (22) Filed: **Mar. 15, 2013**
- (51) **LOC (10) Cl.** **12-11**
- (52) **U.S. Cl.**
USPC **D6/354**
- (58) **Field of Classification Search**
CPC B62J 1/02; B62J 1/08; B62J 1/00;
B62J 1/26; B62J 1/28; B62J 1/002; B62J
1/10; B62J 1/005; B62J 1/12; B62J 1/007;
B62J 1/04; B62J 1/06; B62J 1/18; B62K
19/36; B62K 9/02; B62K 3/005
USPC D6/354, 340; D12/111, 112; 297/195.1,
297/196-215.16; 267/132
See application file for complete search history.

- (56) **References Cited**
U.S. PATENT DOCUMENTS
D416,394 S * 11/1999 Minkow et al. D6/354
D430,413 S * 9/2000 Minkow et al. D6/354
D430,744 S * 9/2000 Minkow et al. D6/354
6,244,655 B1 * 6/2001 Minkow et al. 297/202
6,322,139 B1 * 11/2001 Chuang 297/195.1
D453,881 S * 2/2002 Chuang D6/354
D463,676 S * 10/2002 Minkow et al. D6/354
D591,066 S * 4/2009 Chao et al. D6/354

- 2002/0003364 A1 * 1/2002 Minkow et al. 297/202
- 2007/0273184 A1 * 11/2007 Garneau 297/195.1
- 2009/0079237 A1 * 3/2009 Riondato 297/201
- 2009/0189421 A1 * 7/2009 Yu et al. 297/195.1
- 2012/0242119 A1 * 9/2012 Bigolin 297/195.1

OTHER PUBLICATIONS

Saddle Review of the Selle, announced Jan. 2010, [online], [site visited Mar. 19, 2014]. Available from Internet, <URL: http://www.youtube.com/watch?v=WPI_MSXMBv8>.*

* cited by examiner


Primary Examiner — Eric Goodman
Assistant Examiner — Jennifer Watkins
(74) *Attorney, Agent, or Firm* — patenttm.us

(57) **CLAIM**
The ornamental design for a saddle for a bike, as shown and described.

DESCRIPTION

FIG. 1 is a perspective view of saddle for a bike, showing my new design;
FIG. 2 is a front view thereof;
FIG. 3 is a rear view thereof;
FIG. 4 is a left side view thereof;
FIG. 5 is a right side view thereof;
FIG. 6 is a top view thereof;
FIG. 7 is a bottom view thereof; and,
FIG. 8 is another perspective view thereof.
The broken line showing is included for the purpose of illustrating portions of the article and forms no part of the claimed design.

1 Claim, 8 Drawing Sheets



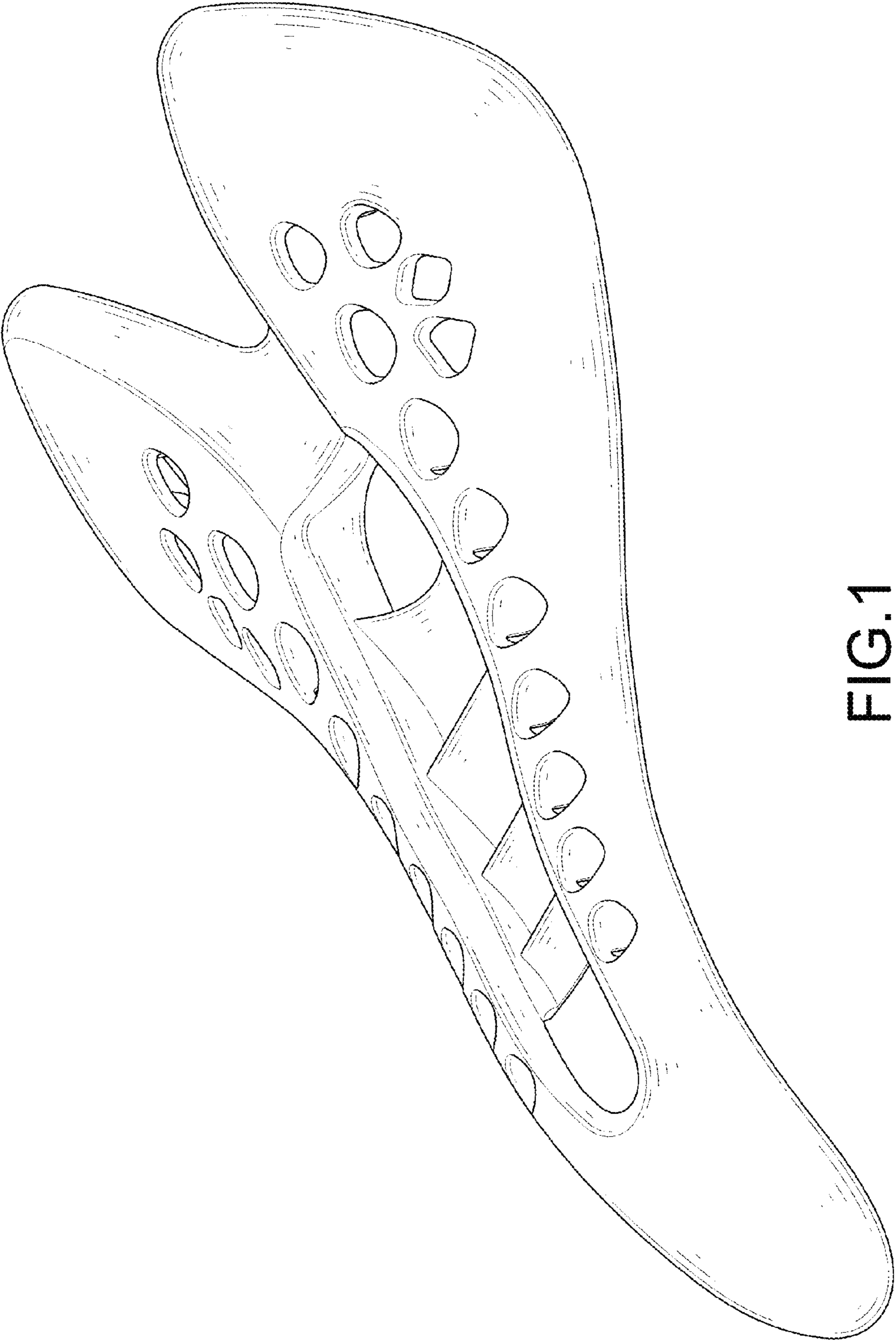


FIG. 1

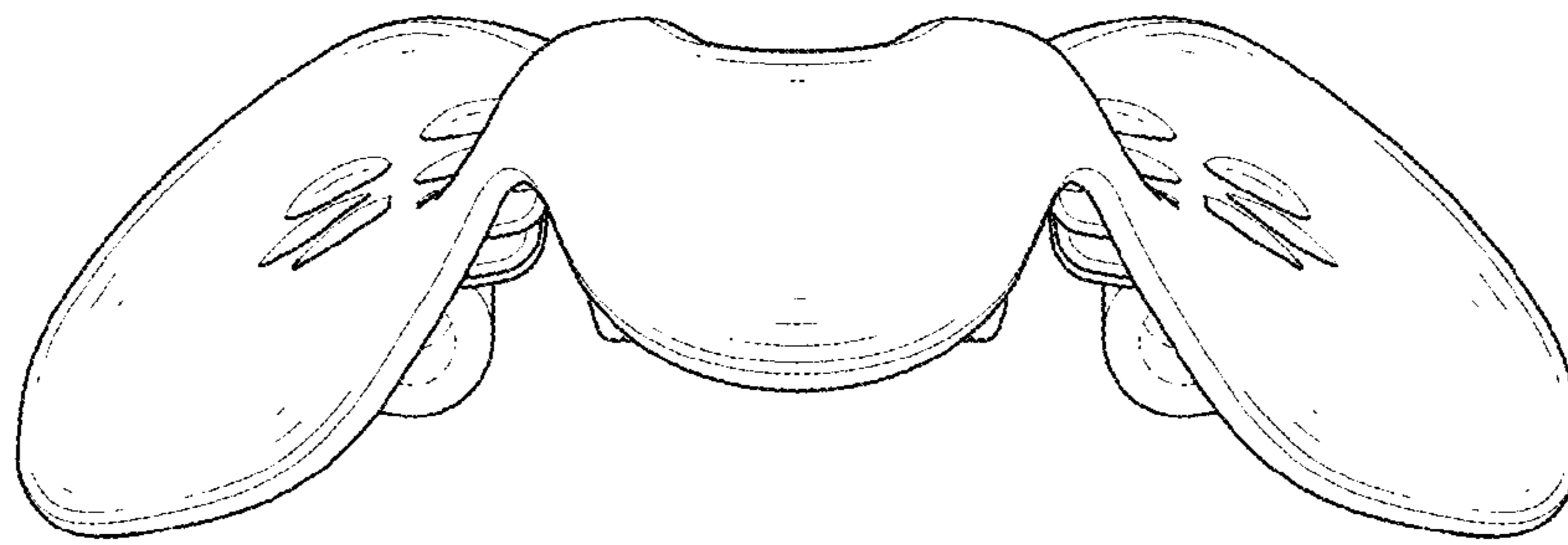


FIG.2

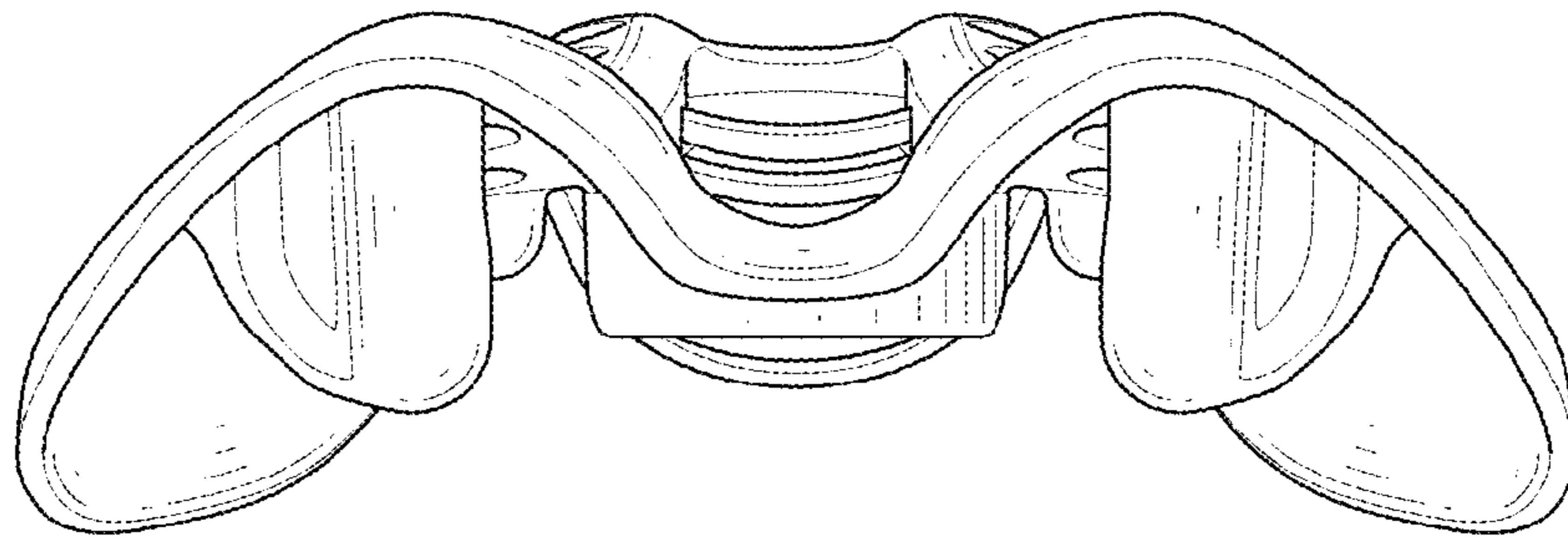


FIG.3

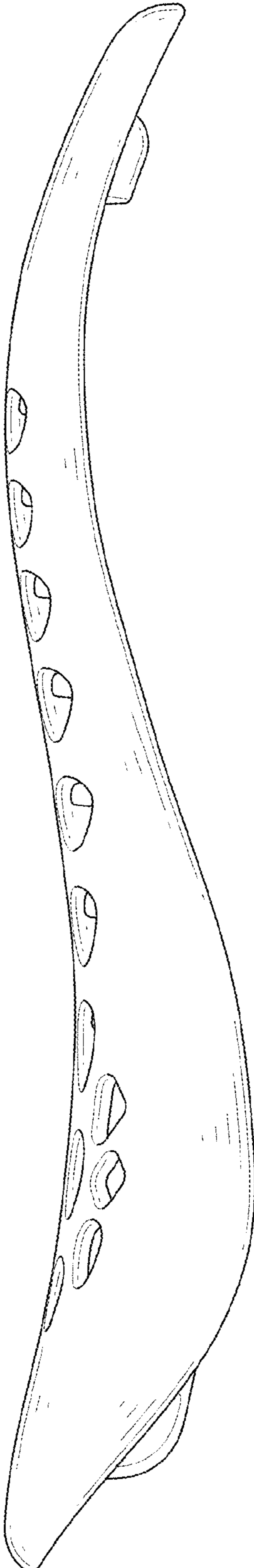


FIG.4

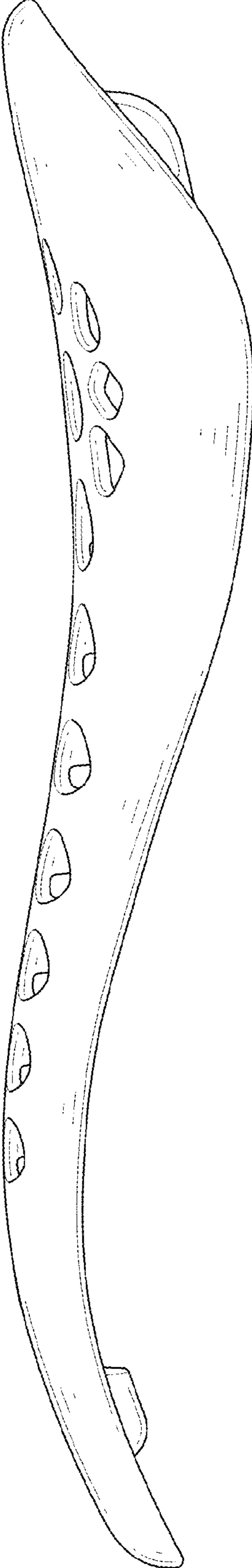


FIG.5

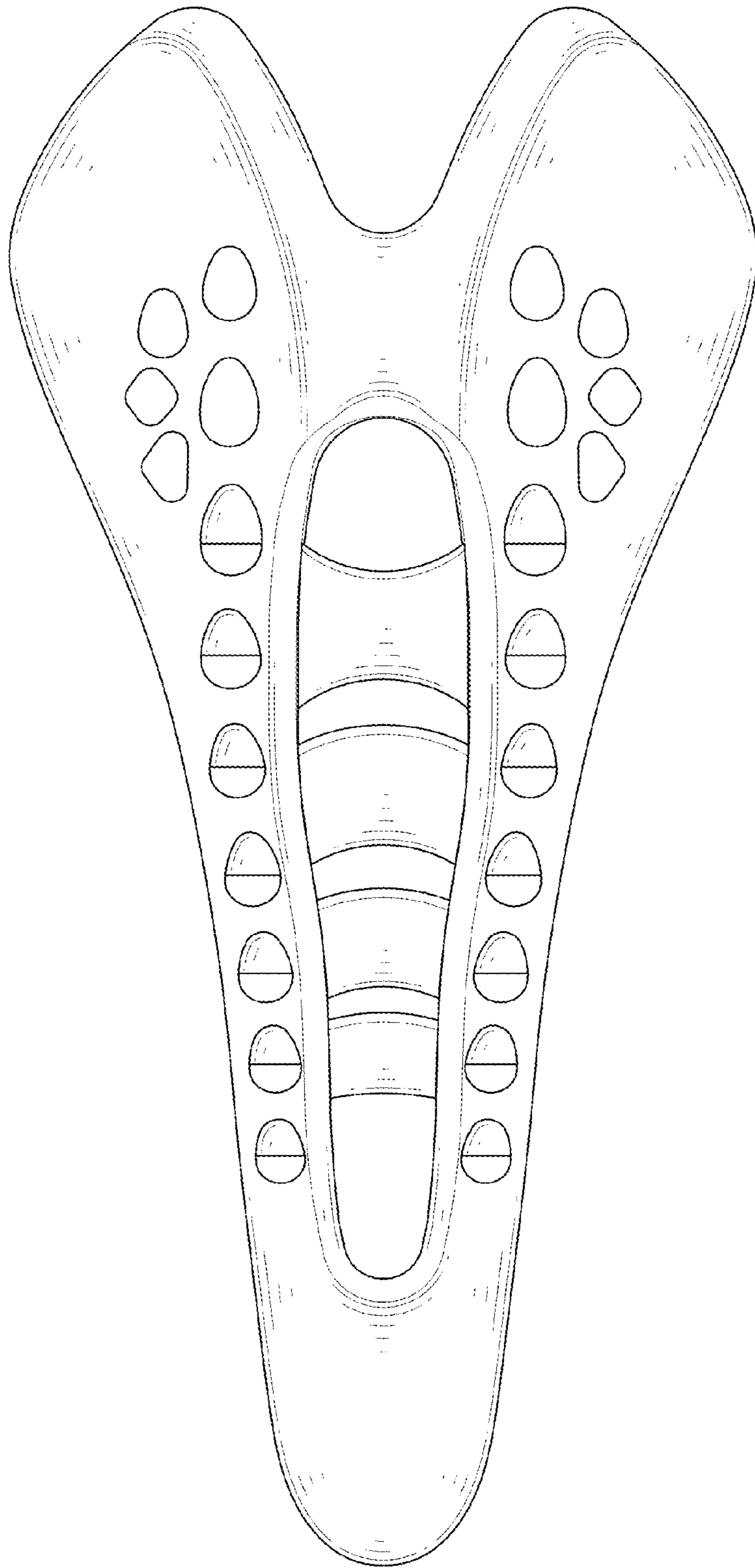


FIG. 6

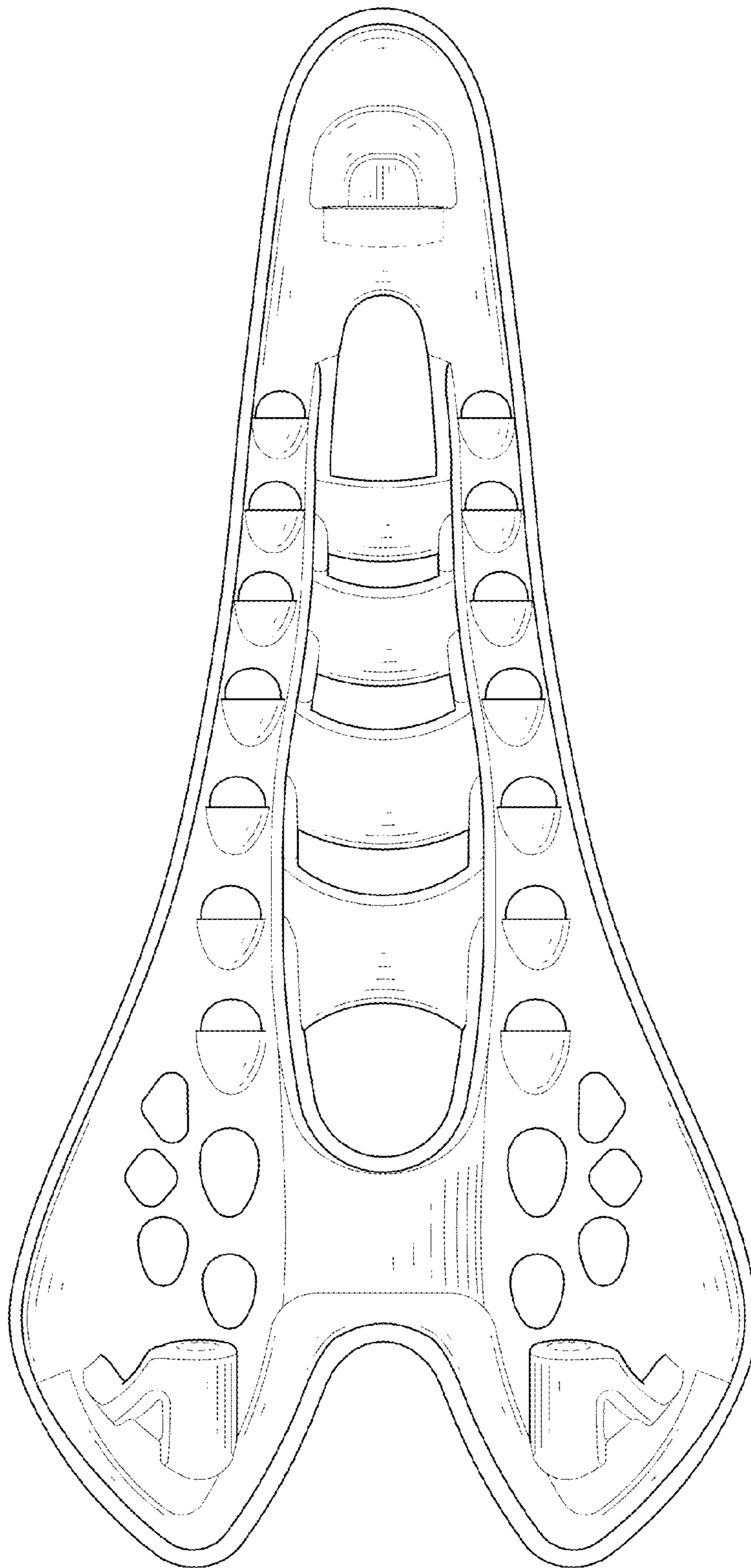


FIG.7

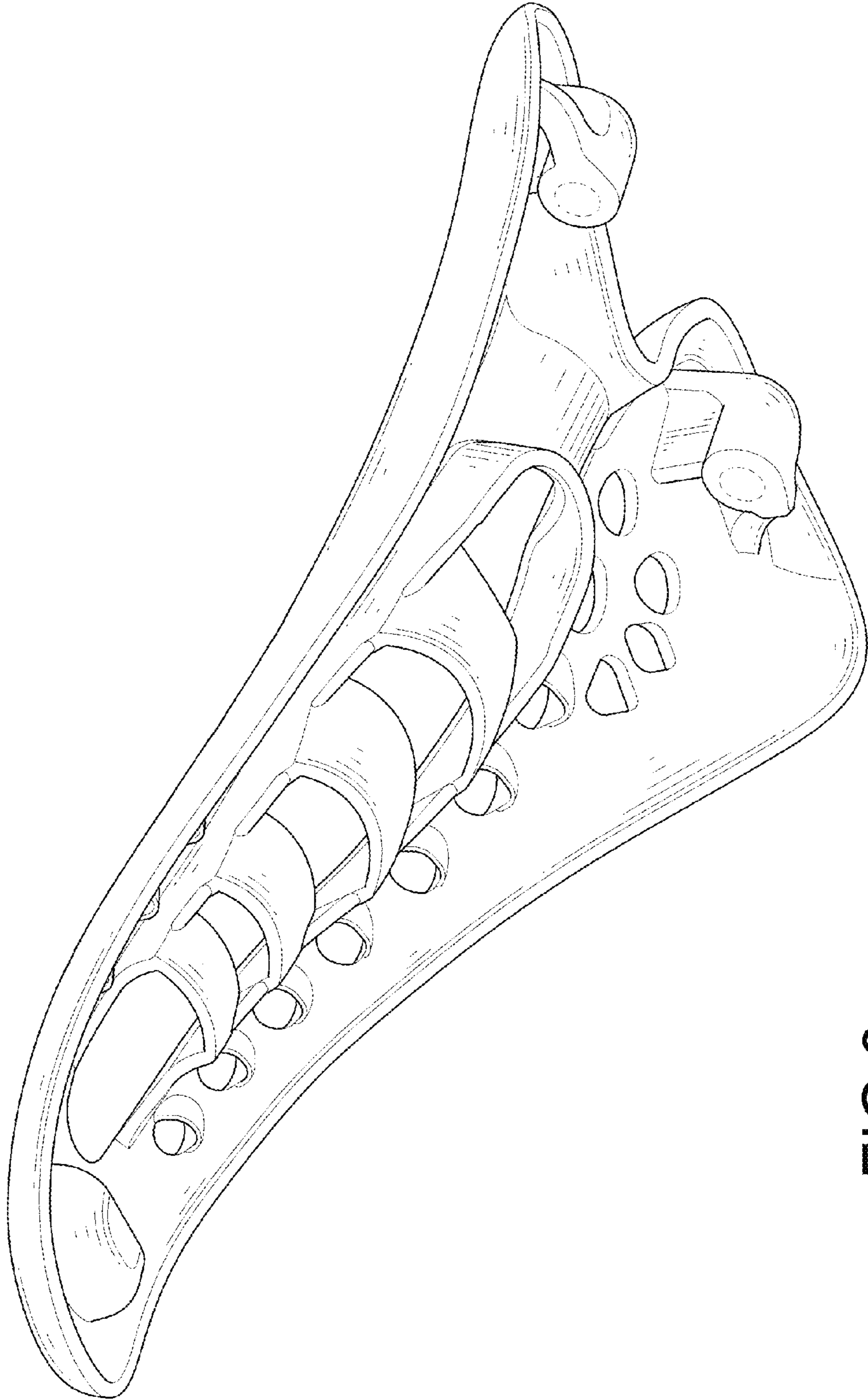


FIG. 8