



US00D707038S

(12) **United States Design Patent**
Morris

(10) **Patent No.:** **US D707,038 S**
(45) **Date of Patent:** **** Jun. 17, 2014**

(54) **CRUTCH DECORATION**

(76) Inventor: **Benjamin Morris**, Los Angeles, CA
(US)

(**) Term: **14 Years**

(21) Appl. No.: **29/413,175**

(22) Filed: **Feb. 13, 2012**

Related U.S. Application Data

(63) Continuation-in-part of application No. 29/379,322,
filed on Nov. 17, 2010, now abandoned.

(51) **LOC (10) Cl.** **03-03**

(52) **U.S. Cl.**
USPC **D3/7; D3/8**

(58) **Field of Classification Search**
USPC D3/5-17; D12/130, 133; 135/65-73,
135/76-85
See application file for complete search history.

(56) **References Cited**

U.S. PATENT DOCUMENTS

3,191,652 A * 6/1965 Benson et al. 206/317
4,027,687 A * 6/1977 McGowan 135/66
D310,134 S * 8/1990 Van Dyke D3/10
D316,479 S * 4/1991 Miller D3/11

5,340,005 A * 8/1994 Woods et al. 224/407
D354,392 S * 1/1995 Williams D3/10
5,511,710 A * 4/1996 Woods et al. 224/407
6,026,833 A * 2/2000 Conte 135/66
D512,559 S * 12/2005 Silverman D3/11
7,243,667 B2 * 7/2007 Floriani 135/68

* cited by examiner

Primary Examiner — John Windmuller

(74) *Attorney, Agent, or Firm* — Welsh Flaxman & Gitler
LLC


(57) **CLAIM**

The ornamental design for a crutch decoration, as shown and
described.

DESCRIPTION

FIG. 1 is a perspective view of a crutch decoration showing
my new design;
FIG. 2 is a top plan view thereof;
FIG. 3 is a bottom plan view thereof;
FIG. 4 is a side elevational view thereof;
FIG. 5 is an opposite side elevational view thereof; and,
FIG. 6 is an end elevational view thereof, the opposite side of
which is a mirror image.
Broken lines throughout the figures indicate related environ-
ment or unclaimed aspects of the invention and form no part
of the claimed design.

1 Claim, 2 Drawing Sheets



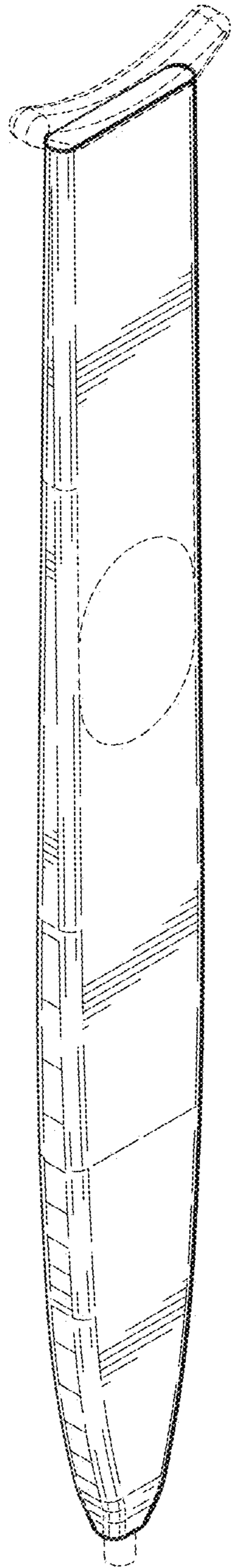


FIG. 1



FIG. 2



FIG. 3

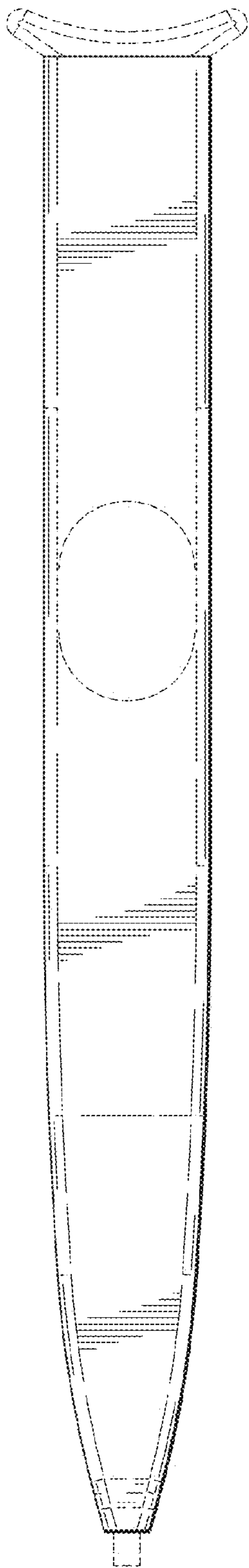


FIG. 4

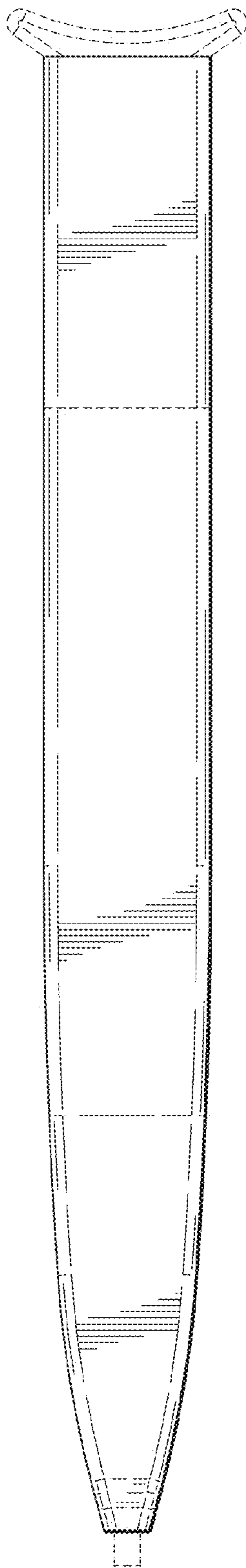


FIG. 5




FIG. 6