



US00D707026S

(12) **United States Design Patent**  
**Michetti et al.**

(10) **Patent No.:** **US D707,026 S**  
(45) **Date of Patent:** **\*\* Jun. 17, 2014**

(54) **DECORATION**

(75) Inventors: **Daniele Michetti**, Sant'Elpidio a Mare (IT); **Diego Della Valle**, Sant'Elpidio a Mare (IT)

(73) Assignee: **Tod's S.p.A.**, Sant'Elpidio a Mare (Fermo) (IT)

(\*\*) Term: **14 Years**

(21) Appl. No.: **29/417,310**

(22) Filed: **Apr. 2, 2012**

(30) **Foreign Application Priority Data**

Oct. 5, 2011 (EM) ..... 001927542

(51) **LOC (10) Cl.** ..... **02-99**

(52) **U.S. Cl.**  
USPC ..... **D2/972**

(58) **Field of Classification Search**  
USPC ..... D2/946, 976; 36/136  
See application file for complete search history.

(56) **References Cited**

**U.S. PATENT DOCUMENTS**

54,504 A	5/1866	Cissna	
190,906 A	5/1877	Roemer	
D12,548 S *	10/1881	Holbrook	D2/976
895,522 A *	8/1908	Weil	D2/976
D43,225 S	11/1912	Miller	
D43,584 S	2/1913	Warner	
1,053,974 A *	2/1913	Cohen	D2/976
D53,751 S *	8/1919	Rivelis	D2/976
D54,504 S	2/1920	Hipkins	
1,333,466 A *	3/1920	Colby	D2/976
D60,879 S	4/1922	Pulsifer	

D60,880 S	4/1922	Pulsifer	
1,464,381 A	8/1923	Amidano	
D79,582 S	10/1929	Barker	
D79,602 S	10/1929	Myers	
D81,416 S *	6/1930	Smith	D2/976
D82,014 S *	9/1930	Ashton	D2/976
D83,070 S	1/1931	Smith	
D87,053 S *	5/1932	Gibbons	D2/976
D87,443 S	7/1932	Rosenthal	

(Continued)

*Primary Examiner* — Dominic Simone

(74) *Attorney, Agent, or Firm* — Knobbe, Martens, Olson & Bear LLP

(57) **CLAIM**

The ornamental design for the decoration, as shown.

**DESCRIPTION**

FIG. 1 is a front elevational view of a first embodiment of a decoration showing the new design.

FIG. 2 is a rear elevational view of the first embodiment.

FIG. 3 is a left side elevational view of the first embodiment.

FIG. 4 is a right side elevational view of the first embodiment.

FIG. 5 is a top plan view of the first embodiment.

FIG. 6 is a bottom plan view of the first embodiment.

FIG. 7 is a perspective view of the first embodiment.

FIG. 8 is a front elevational view of a second embodiment of the decoration showing the new design.

FIG. 9 is a rear elevational view of the second embodiment.

FIG. 10 is a left side elevational view of the second embodiment.


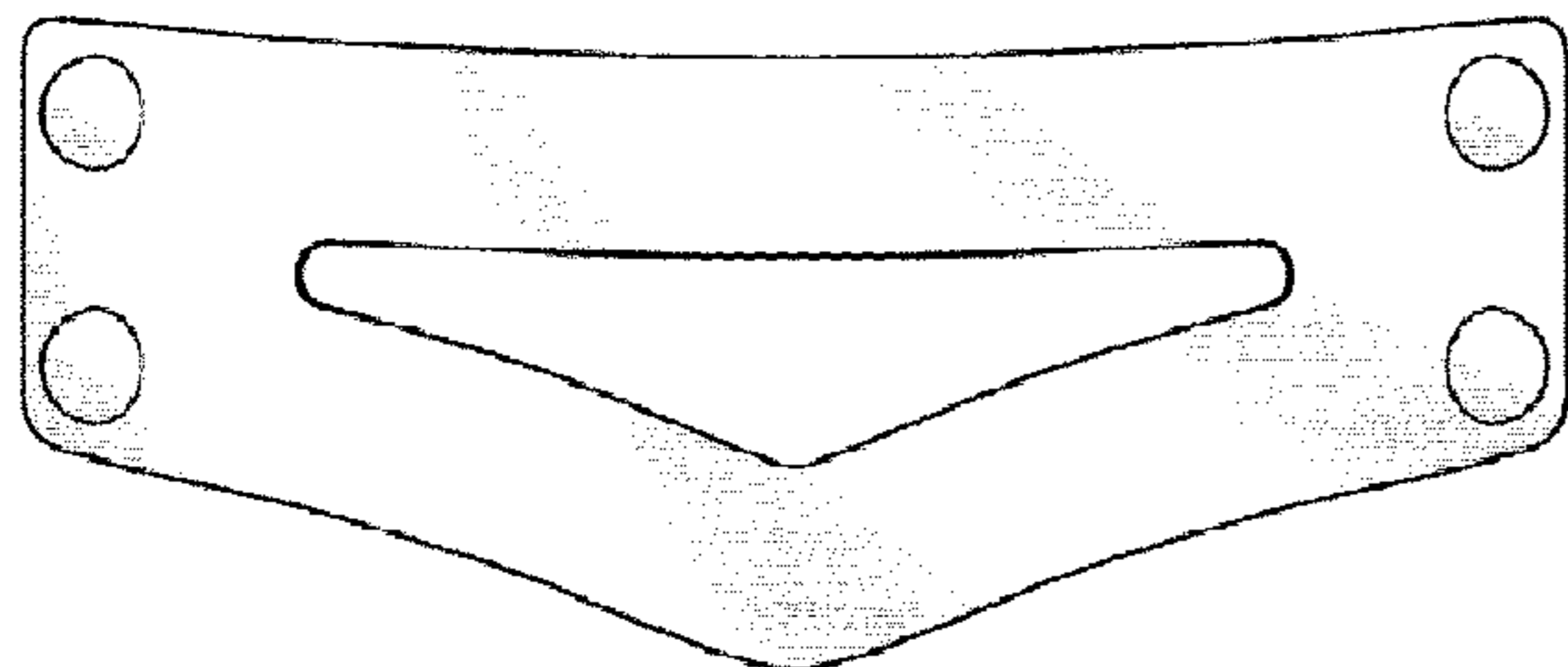
FIG. 11 is a right side elevational view of the second embodiment.

FIG. 12 is a top plan view of the second embodiment.

FIG. 13 is a bottom plan view of the second embodiment; and,

FIG. 14 is a perspective view of the second embodiment.

**1 Claim, 10 Drawing Sheets**



(56)


**References Cited**

U.S. PATENT DOCUMENTS


D97,742 S 12/1935 Putman  
D99,008 S 3/1936 Freysinger  
D104,239 S 4/1937 Blankmann  
2,305,471 A 12/1942 Greenblatt  
2,407,491 A 9/1946 Gries  
D157,382 S 2/1950 Krasnow  
D387,026 S 12/1997 Barone  
D404,895 S 2/1999 Rosato  
D406,445 S 3/1999 Lozano  
D432,296 S 10/2000 Adam

D479,812 S 9/2003 Calvani  
D513,207 S 12/2005 Jones et al.  
D536,281 S 2/2007 Mouquet  
D536,516 S 2/2007 Sanders  
D544,401 S 6/2007 Fendi  
D549,439 S 8/2007 Campbell et al.  
D550,446 S 9/2007 Levesy  
D557,007 S 12/2007 Della Valle  
D570,092 S 6/2008 Della Valle  
D571,097 S \* 6/2008 Della Valle ..... D2/976  
D603,155 S \* 11/2009 Della Valle et al. .... D2/976  
D630,425 S \* 1/2011 Olaverri et al. .... D2/976

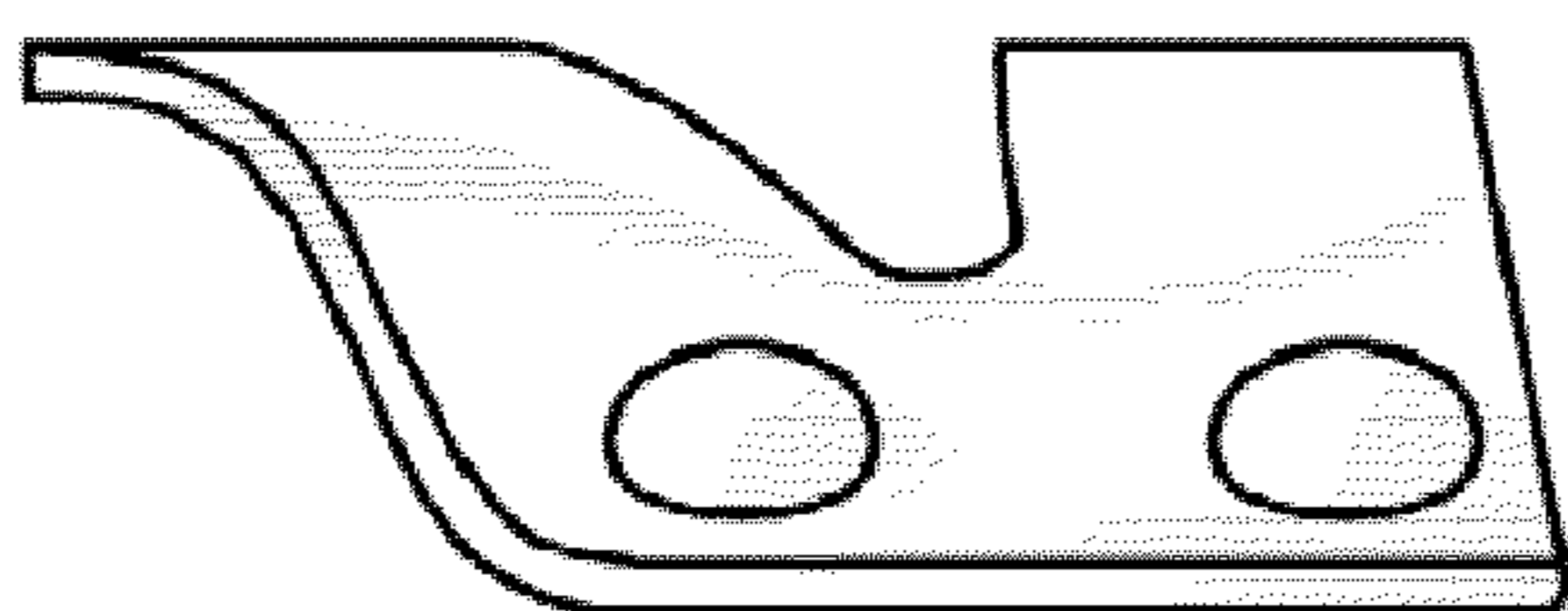
\* cited by examiner



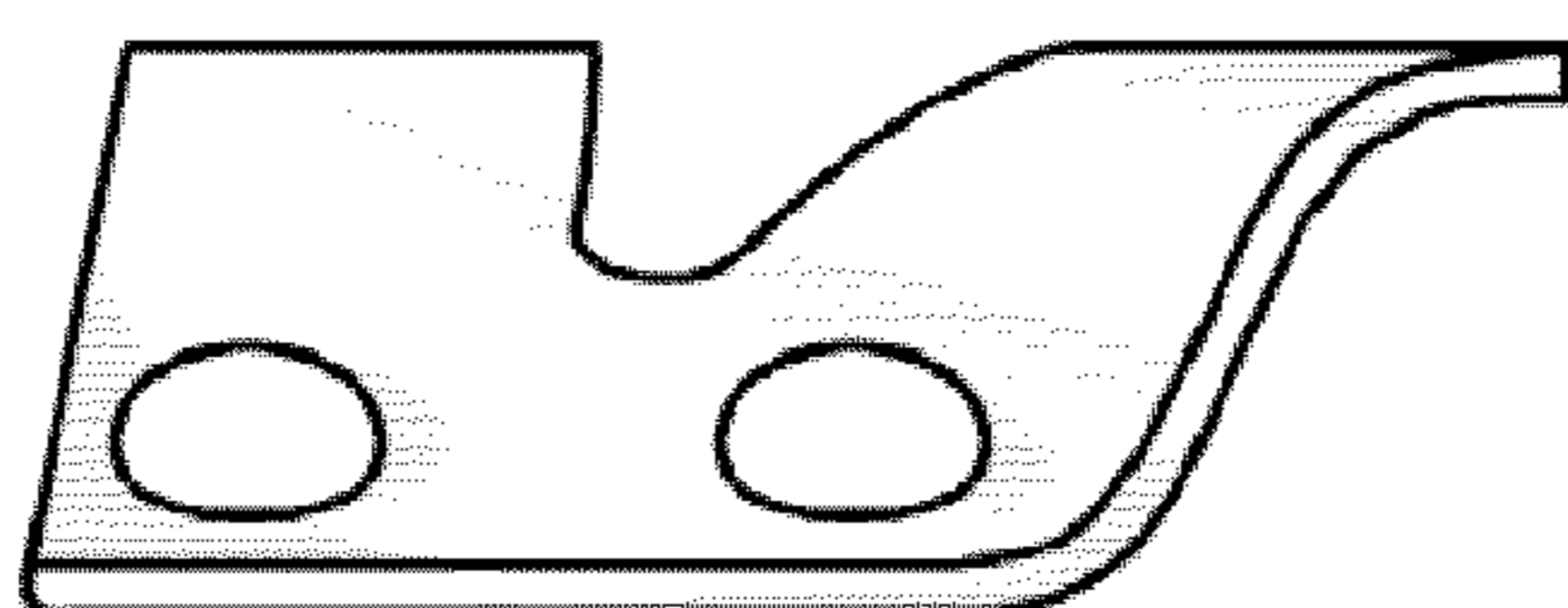
*FIG. 1*




*FIG. 2*



*FIG. 3*



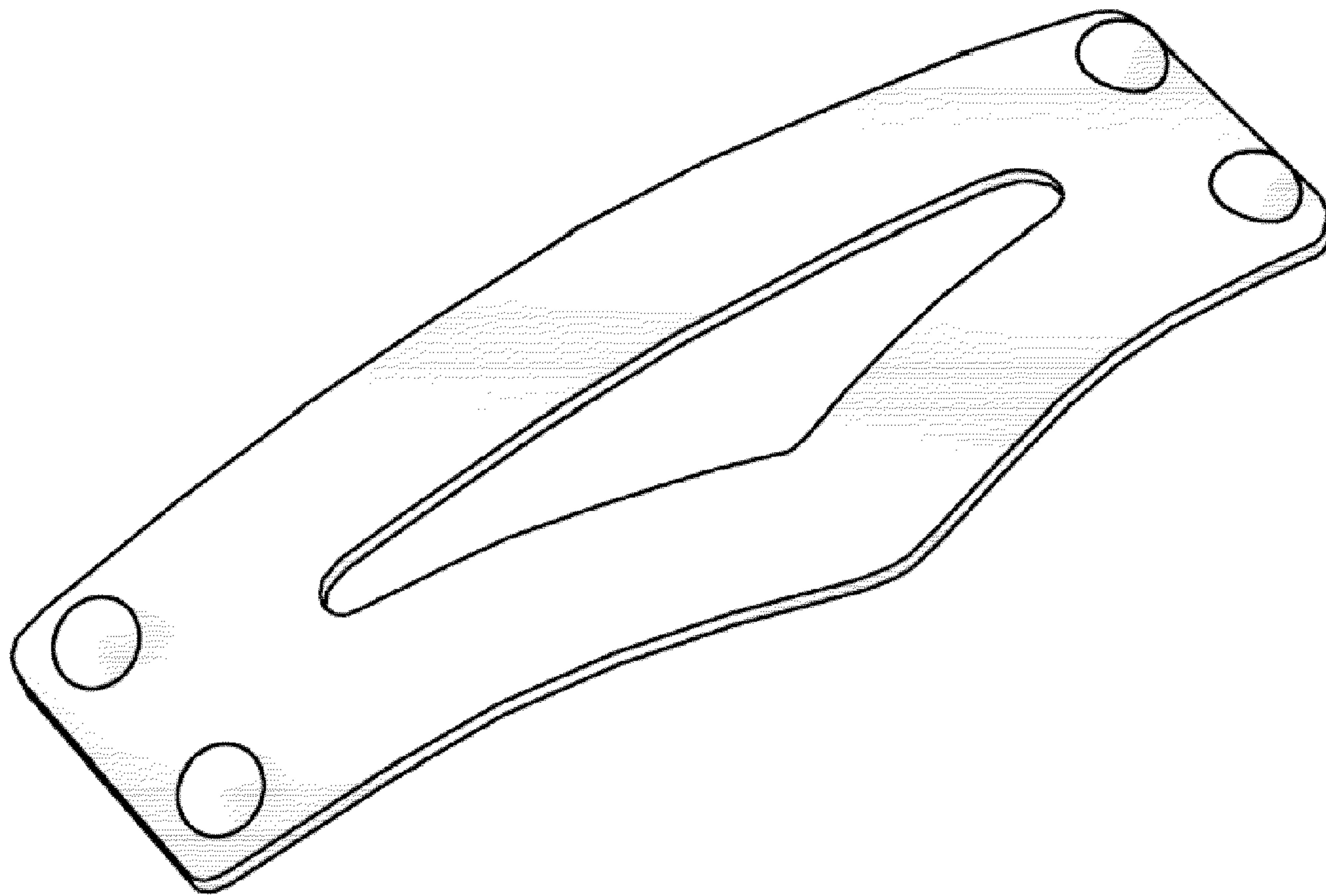
*FIG. 4*




*FIG. 5*



*FIG. 6*




*FIG. 7*

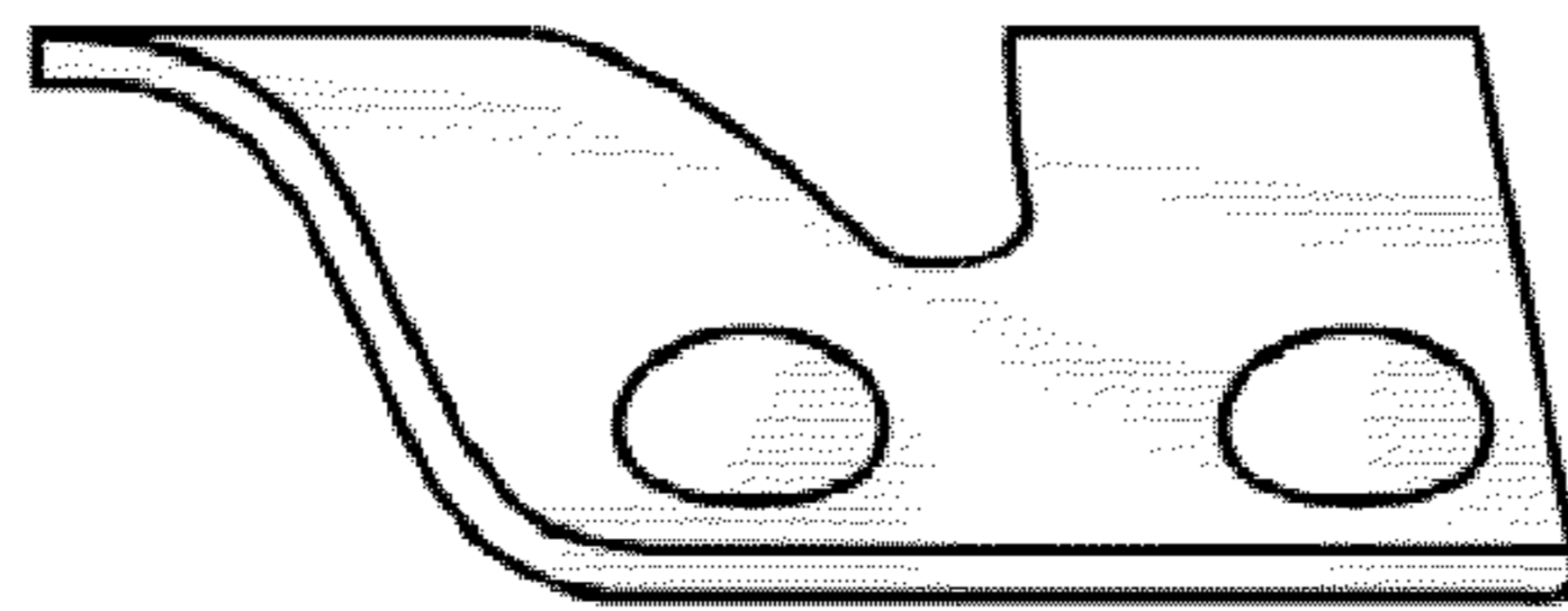


*FIG. 8*

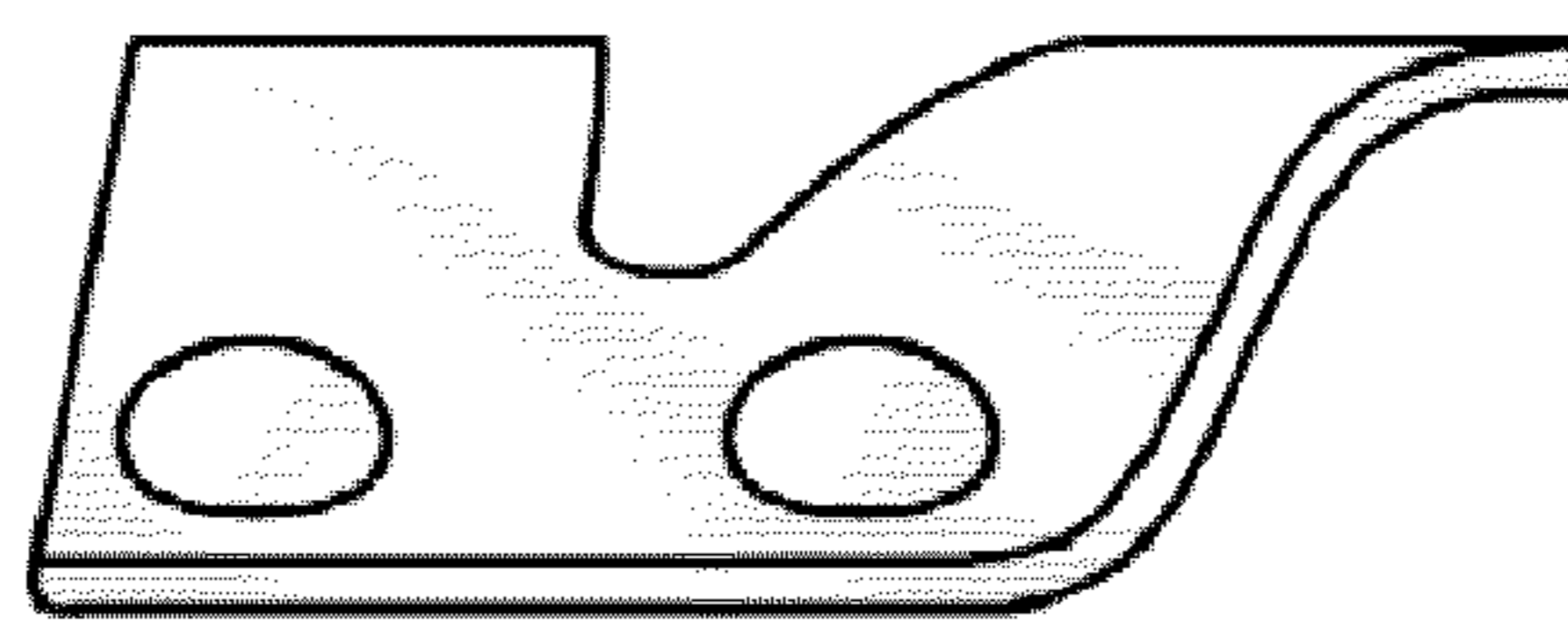




*FIG. 9*



*FIG. 10*



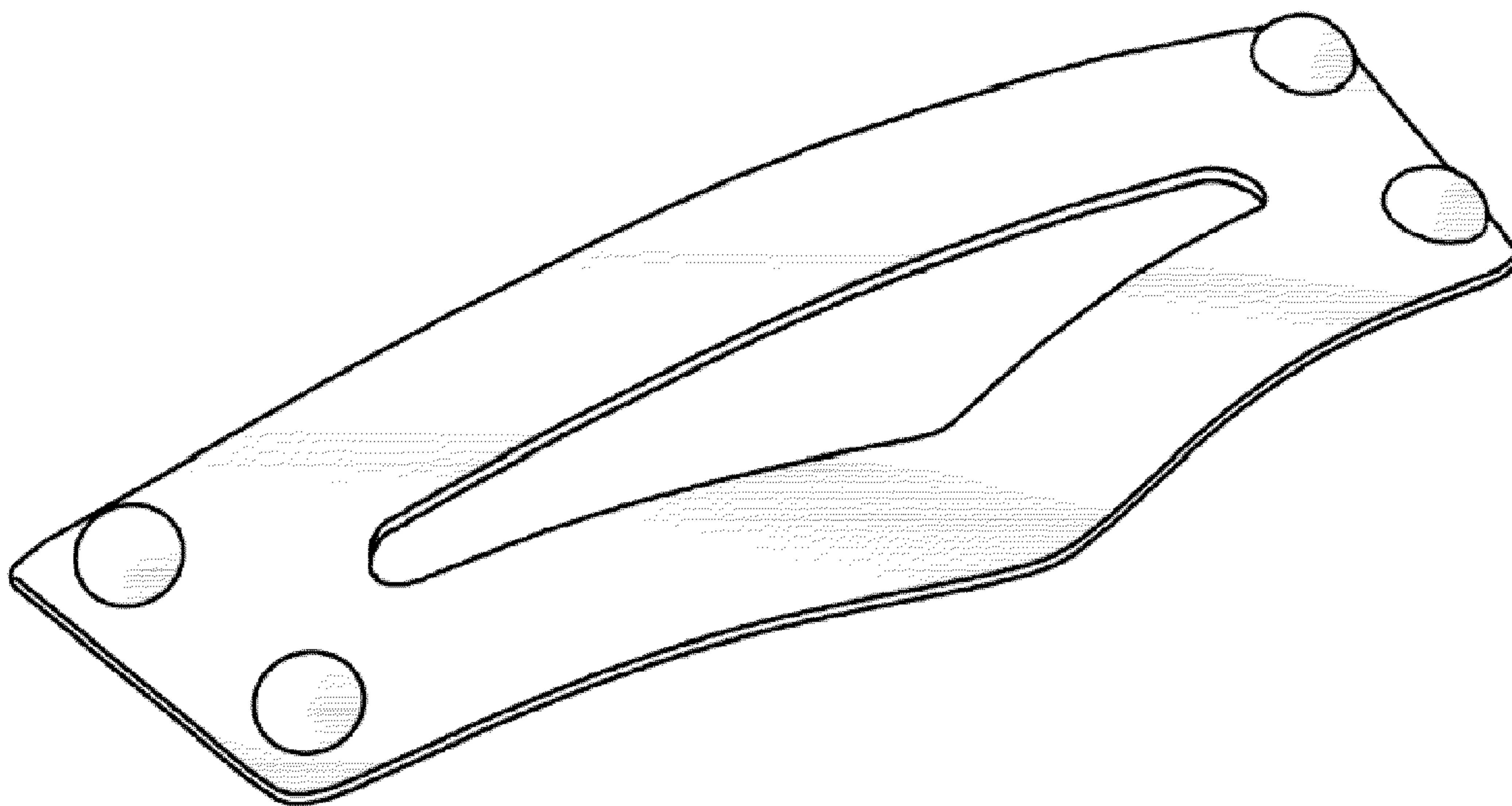
*FIG. 11*



*FIG. 12*



*FIG. 13*



*FIG. 14*