



US00D707023S

(12) **United States Design Patent**
Della Valle et al.

(10) **Patent No.:** **US D707,023 S**
(45) **Date of Patent:** **** Jun. 17, 2014**

(54) **FOOTWEAR SOLE**

(75) Inventors: **Diego Della Valle**, Sant'Elpidio a Mare (IT); **Daniele Bergonzi**, Sant'Elpidio a Mare (IT)

(73) Assignee: **Tod's S.p.A.**, Sant'Elpidio a Mare (Fermo) (IT)

(**) Term: **14 Years**

(21) Appl. No.: **29/431,828**

(22) Filed: **Sep. 11, 2012**

(30) **Foreign Application Priority Data**

Mar. 15, 2012 (EM) 002009456

(51) **LOC (10) CL.** **02-04**

(52) **U.S. CL.**
USPC **D2/957; D2/954; D2/951; D2/960**

(58) **Field of Classification Search**
USPC D2/902, 906, 908, 916, 918, 925,
D2/946-962, 977; 36/3 B, 22 R, 24.5, 25 R,
36/28, 32 R, 34 R, 59 C, 67 A, 103
See application file for complete search history.

(56) **References Cited**

U.S. PATENT DOCUMENTS

D68,214 S *	9/1925	McDonald	D2/955
D69,440 S *	2/1926	Church	D2/954
D288,028 S *	2/1987	Chassaing	D2/955
D319,533 S *	9/1991	Shibasaki et al.	D2/955
D352,154 S *	11/1994	Merceron	D2/952

D416,669 S *	11/1999	Parr et al.	D2/954
D439,729 S *	4/2001	Mastroianni et al.	D2/908
D474,587 S *	5/2003	Wilson	D2/960
D519,265 S *	4/2006	Gerber	D2/955
D520,220 S *	5/2006	Morgan et al.	D2/957
D595,942 S *	7/2009	White et al.	D2/961
D596,387 S *	7/2009	Brown	D2/957
D597,286 S *	8/2009	Della Valle et al.	D2/956
7,762,008 B1 *	7/2010	Clark et al.	36/3 B
D657,542 S *	4/2012	Duan	D2/960
D659,966 S *	5/2012	Lo	D2/957
D667,617 S *	9/2012	Spring	D2/954
8,424,225 B2 *	4/2013	Hazenberget al.	36/102

* cited by examiner

Primary Examiner — T. Chase Nelson

(74) *Attorney, Agent, or Firm* — Knobbe, Martens, Olson & Bear LLP

(57) **CLAIM**

The ornamental design for the footwear sole, as shown and described.

DESCRIPTION

FIG. 1 is a front elevational view of a footwear sole showing the new design.

FIG. 2 is a rear elevational view thereof.

FIG. 3 is a left side elevational view thereof.

FIG. 4 is a right side elevational view thereof.

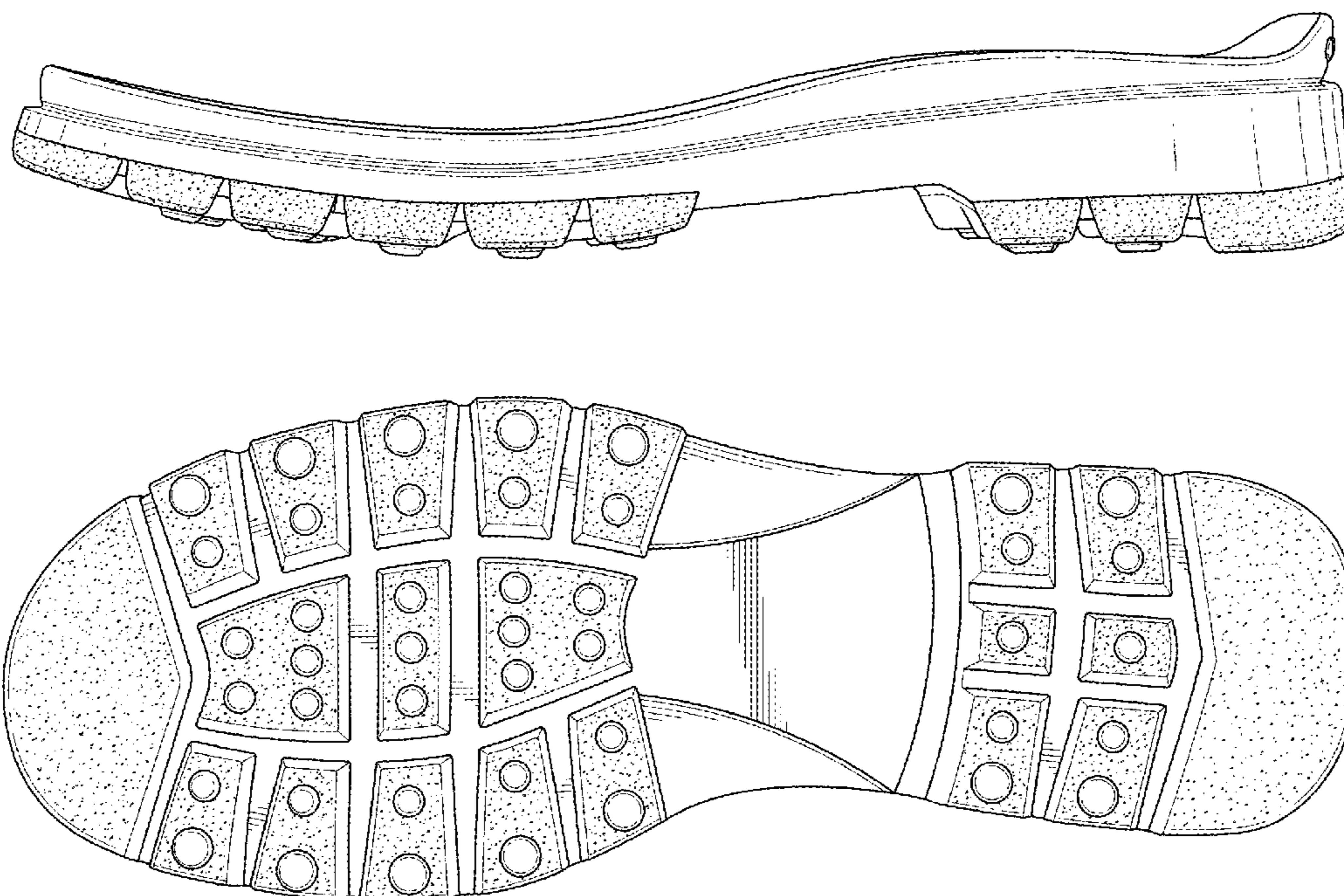
FIG. 5 is a bottom plan view thereof.

FIG. 6 is a top plan view thereof; and,

FIG. 7 is a bottom perspective view thereof.

The broken lines depict portions of the footwear sole that form no part of the claimed design.

1 Claim, 5 Drawing Sheets



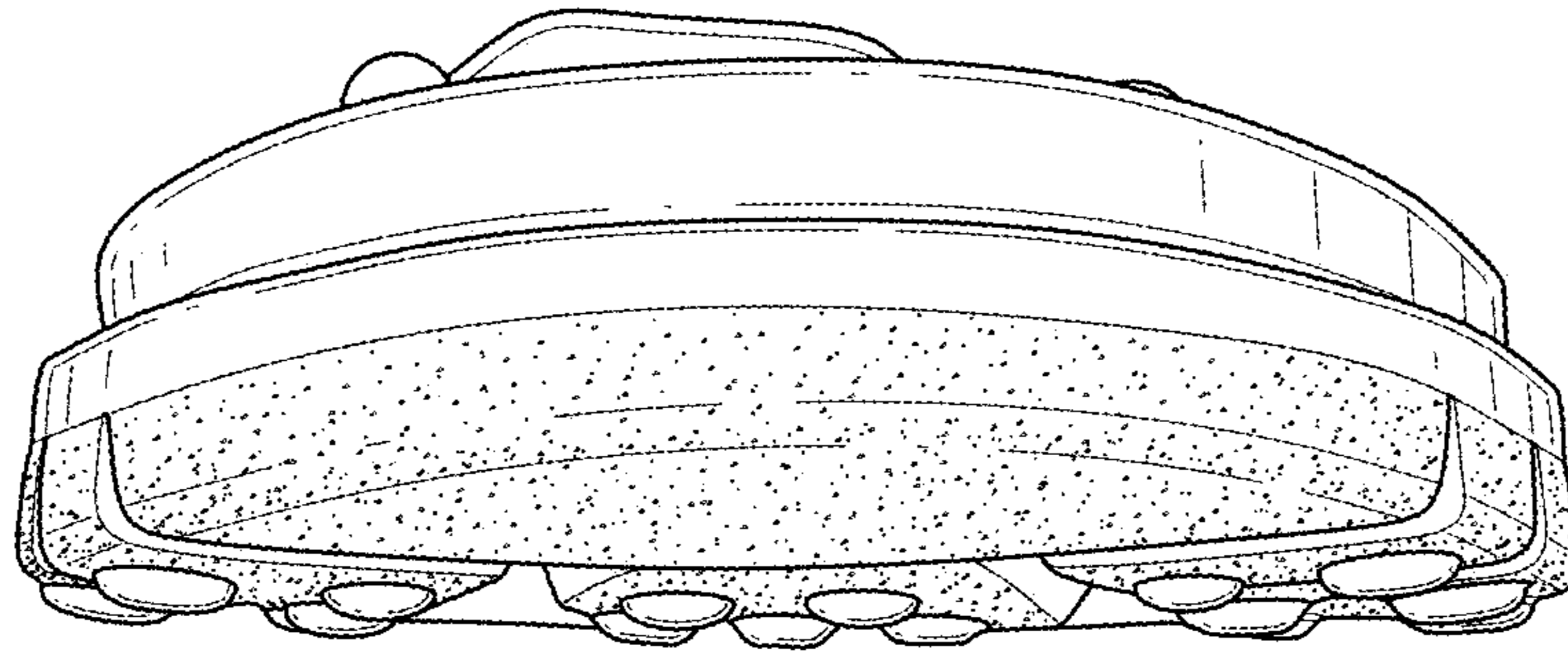


FIG. 1

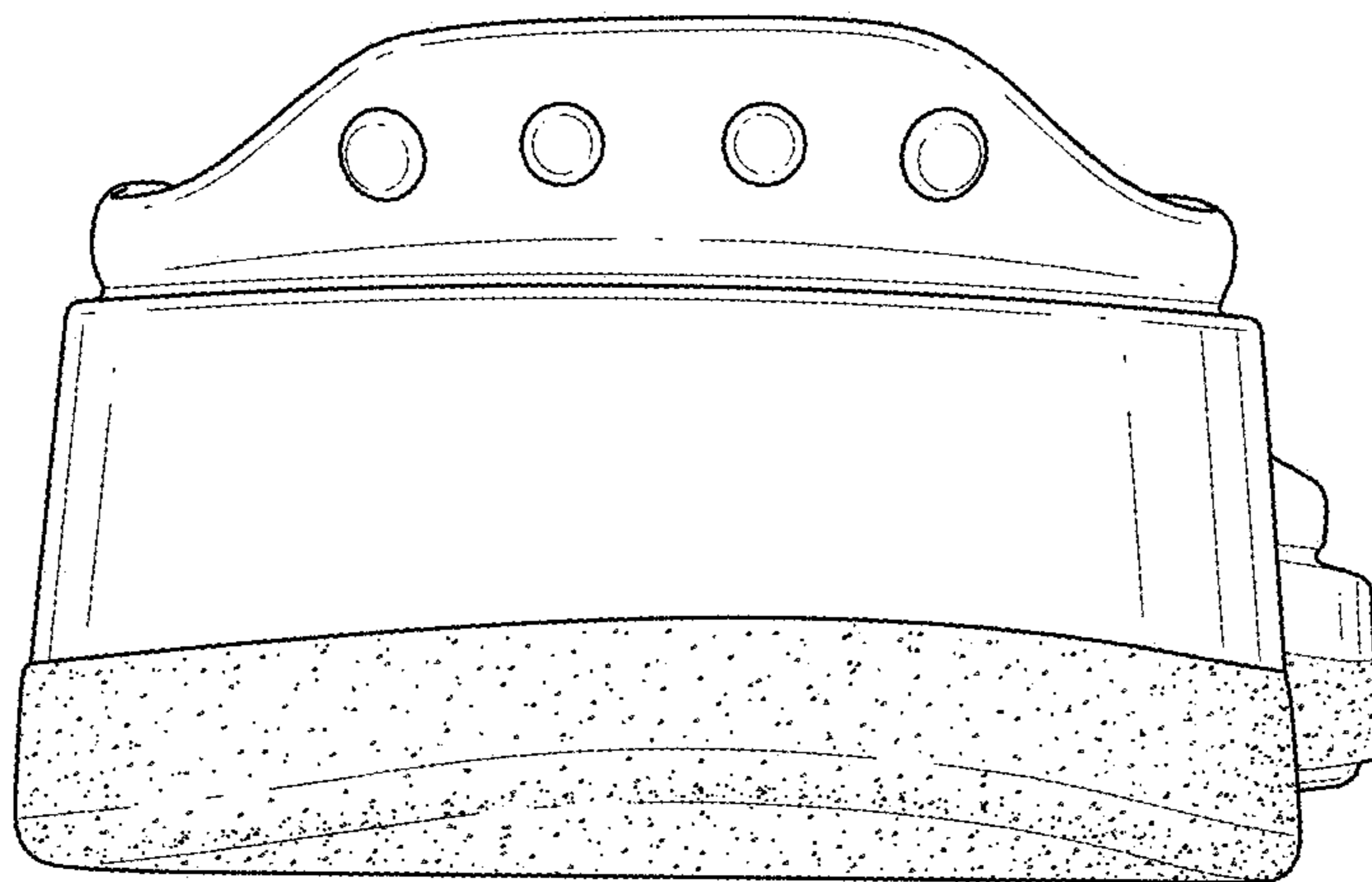


FIG. 2

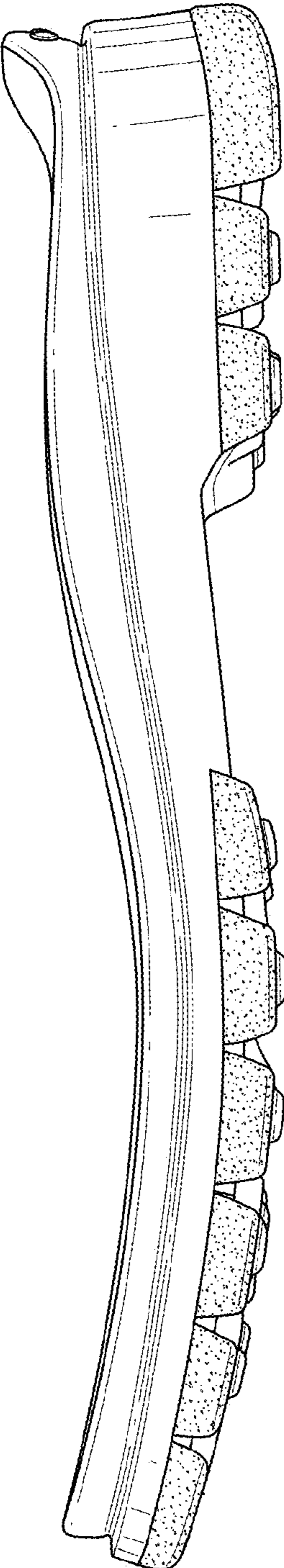


FIG. 3

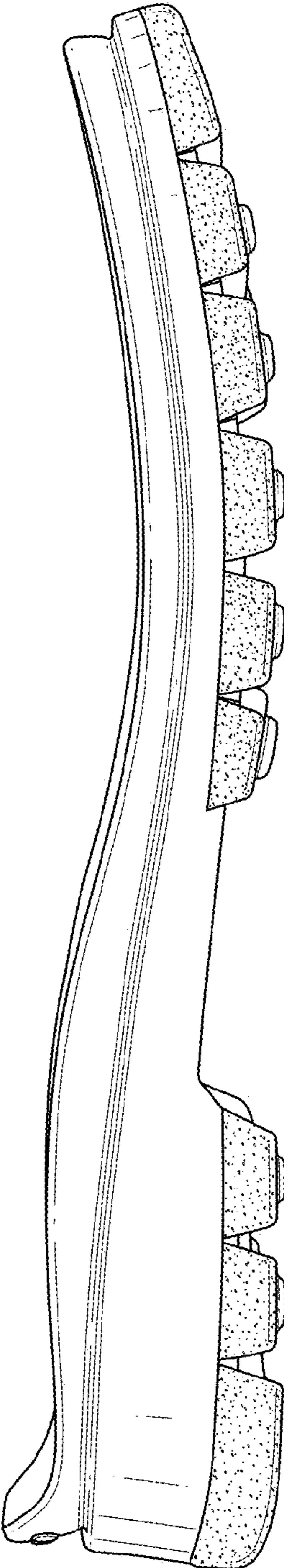


FIG. 4

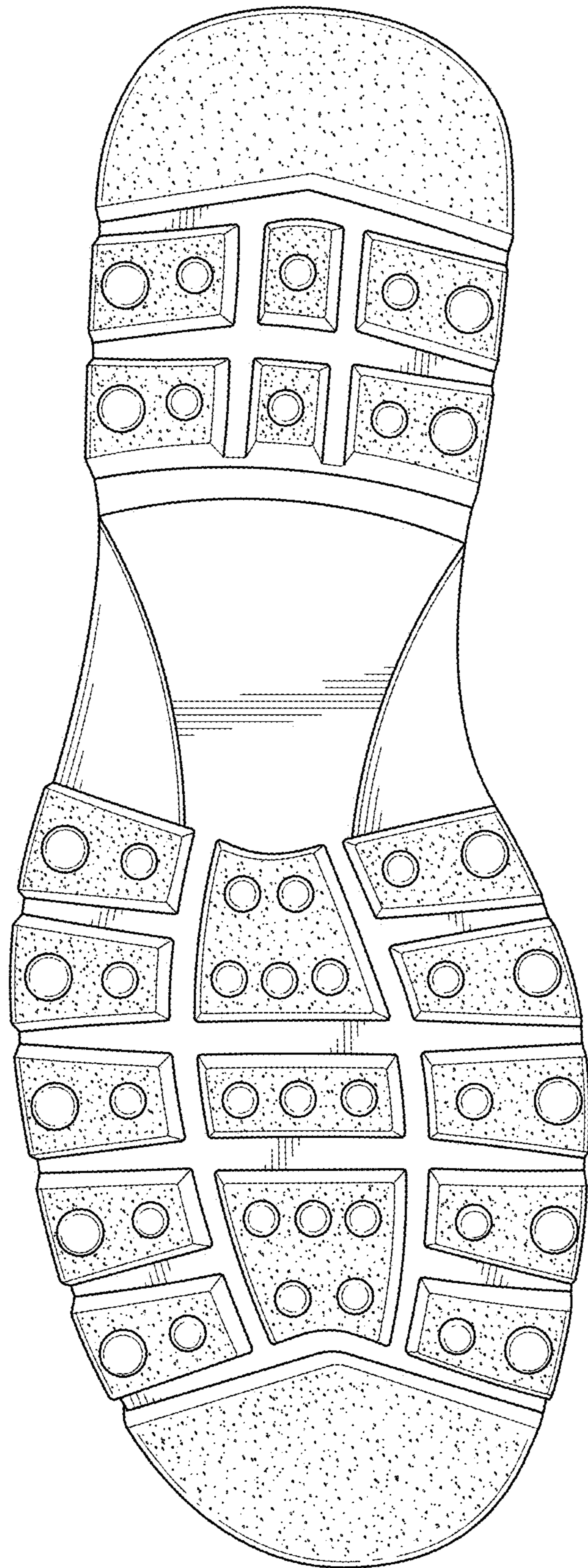


FIG. 5

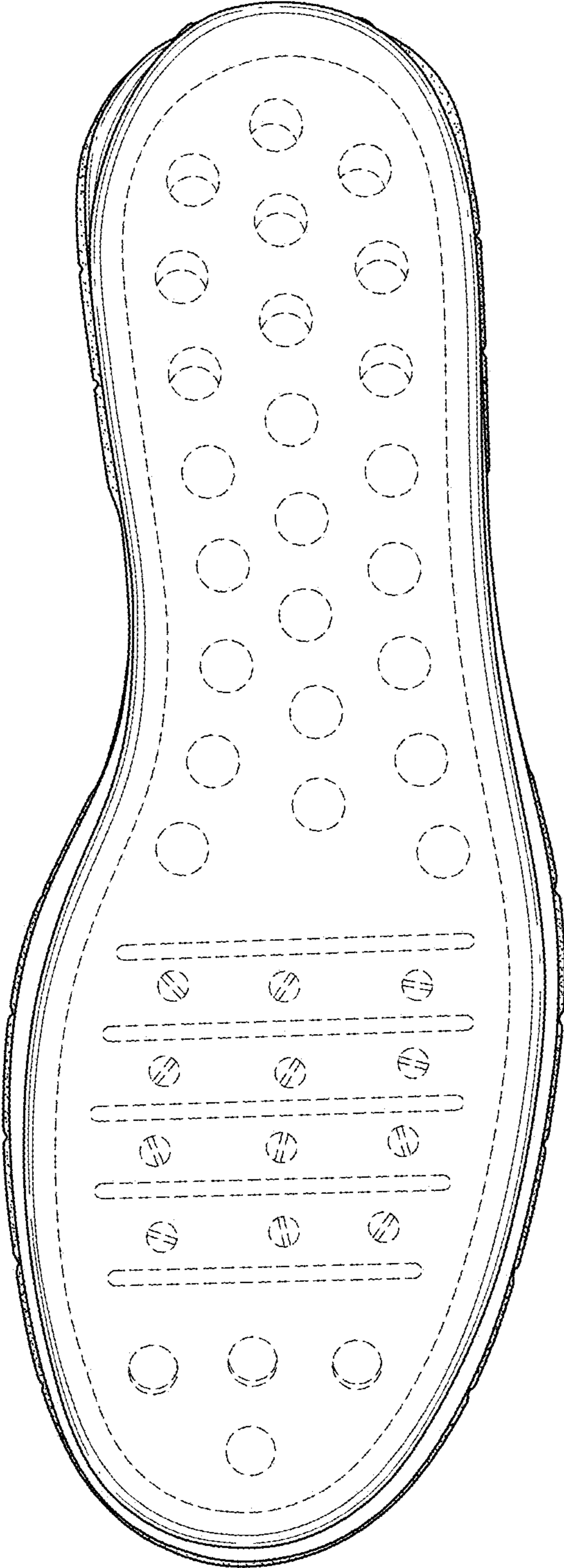


FIG. 6



FIG. 7