



US00D707016S

(12) **United States Design Patent**
Lee

(10) **Patent No.:** **US D707,016 S**
(45) **Date of Patent:** **** Jun. 17, 2014**

- (54) **DECORATIVE POCKET SQUARE**
- (71) Applicant: **In Y. Lee**, Great Neck, NY (US)
- (72) Inventor: **In Y. Lee**, Great Neck, NY (US)
- (**) Term: **14 Years**
- (21) Appl. No.: **29/461,989**
- (22) Filed: **Jul. 30, 2013**

Related U.S. Application Data

- (62) Division of application No. 29/440,679, filed on Dec. 26, 2012, now Pat. No. Des. 689,667, which is a division of application No. 29/430,705, filed on Aug. 29, 2012, now Pat. No. Des. 676,218, which is a division of application No. 29/410,222, filed on Jan. 5, 2012, now Pat. No. Des. 669,657.

- (51) **LOC (10) Cl.** **02-05**
- (52) **U.S. Cl.**
USPC **D2/500**
- (58) **Field of Classification Search**
USPC D2/500, 501, 502, 503, 504, 505, 506,
D2/507, 508; D3/226, 265; 2/207, 247,
2/279

See application file for complete search history.

(56) **References Cited**

U.S. PATENT DOCUMENTS

1,466,993	A *	9/1923	Creech, Jr.	2/279
1,979,980	A *	11/1934	McAdams	2/279
2,269,511	A *	1/1942	Biederman	2/279
2,507,049	A *	5/1950	Ripple	2/279
2,508,535	A *	5/1950	Peters	2/279
2,513,154	A *	6/1950	Dundon	2/279

2,513,884	A *	7/1950	Maurer	2/279
2,524,879	A *	10/1950	Capuano	2/247
2,697,838	A *	12/1954	Bove et al.	2/279
2,815,509	A *	12/1957	Williamson	2/279
D197,736	S *	3/1964	Tawil	D3/265
3,280,488	A *	10/1966	Rubin	40/1.5
D208,586	S *	9/1967	Gindi	D3/265
3,512,182	A *	5/1970	Bezanilla	2/279
3,786,520	A *	1/1974	Harmon	2/279
D286,462	S *	11/1986	Sender et al.	D3/265
D308,764	S *	6/1990	Lesch	D3/226
D309,061	S *	7/1990	Lesch	D3/226
5,253,370	A *	10/1993	Mead	2/279
5,832,540	A *	11/1998	Knight	2/247
D459,054	S *	6/2002	Kwak	D2/500

* cited by examiner

Primary Examiner — Karen E Eldridge Powers

(74) *Attorney, Agent, or Firm* — Notaro, Michalos & Zaccaria P.C.

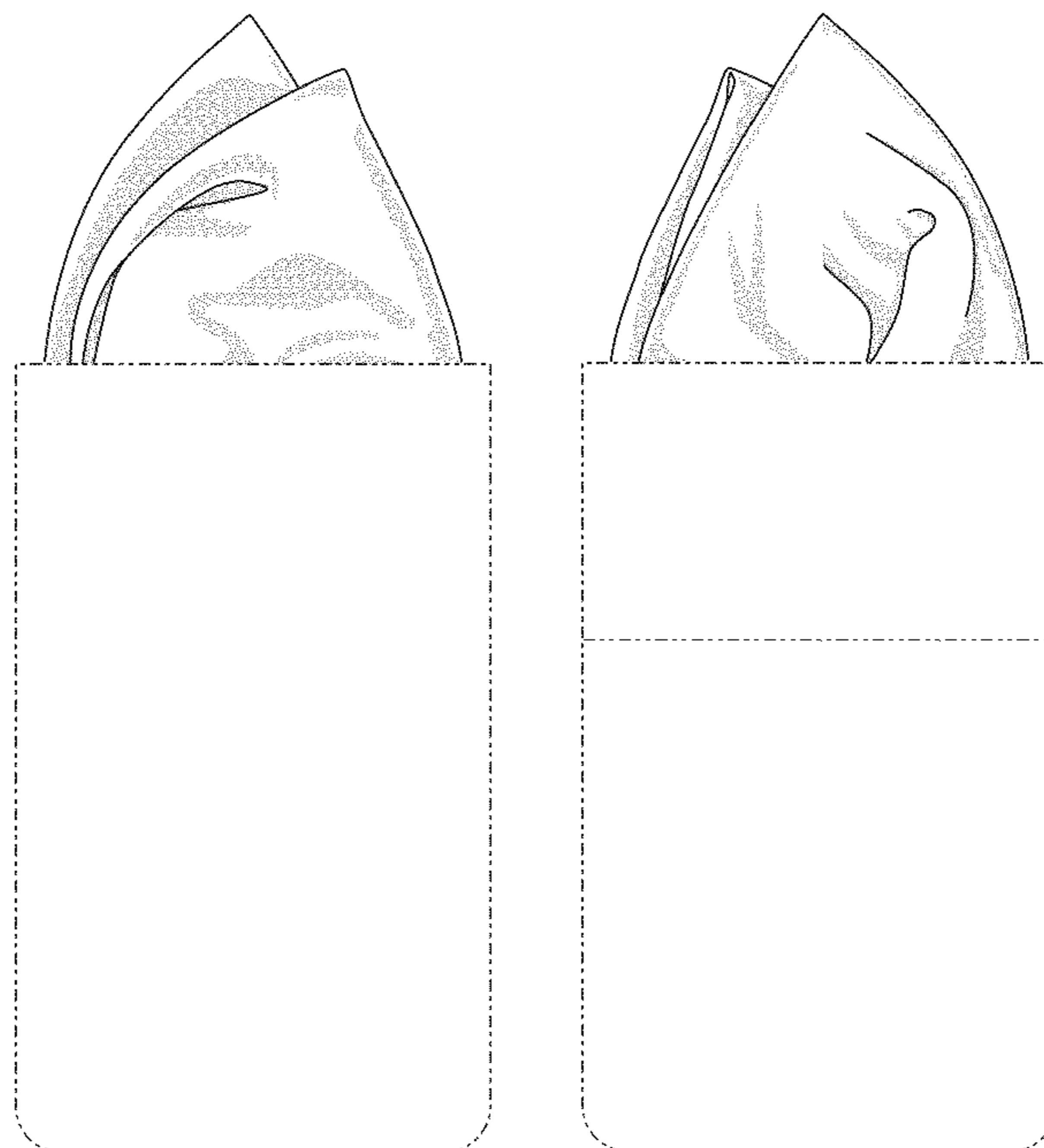
(57) **CLAIM**

The ornamental design for a decorative pocket square, as shown and described.

DESCRIPTION

FIG. 1 is a perspective view of a decorative pocket square showing my new design therefor;
 FIG. 2 is a front elevational view thereof;
 FIG. 3 is a rear elevational view thereof;
 FIG. 4 is a right side elevational view thereof;
 FIG. 5 is a left side elevational view thereof;
 FIG. 6 is a top plan view thereof; and,
 FIG. 7 is a bottom plan view thereof.
 Throughout the drawings, broken lines show environment only and form no part of the claimed design.

1 Claim, 5 Drawing Sheets



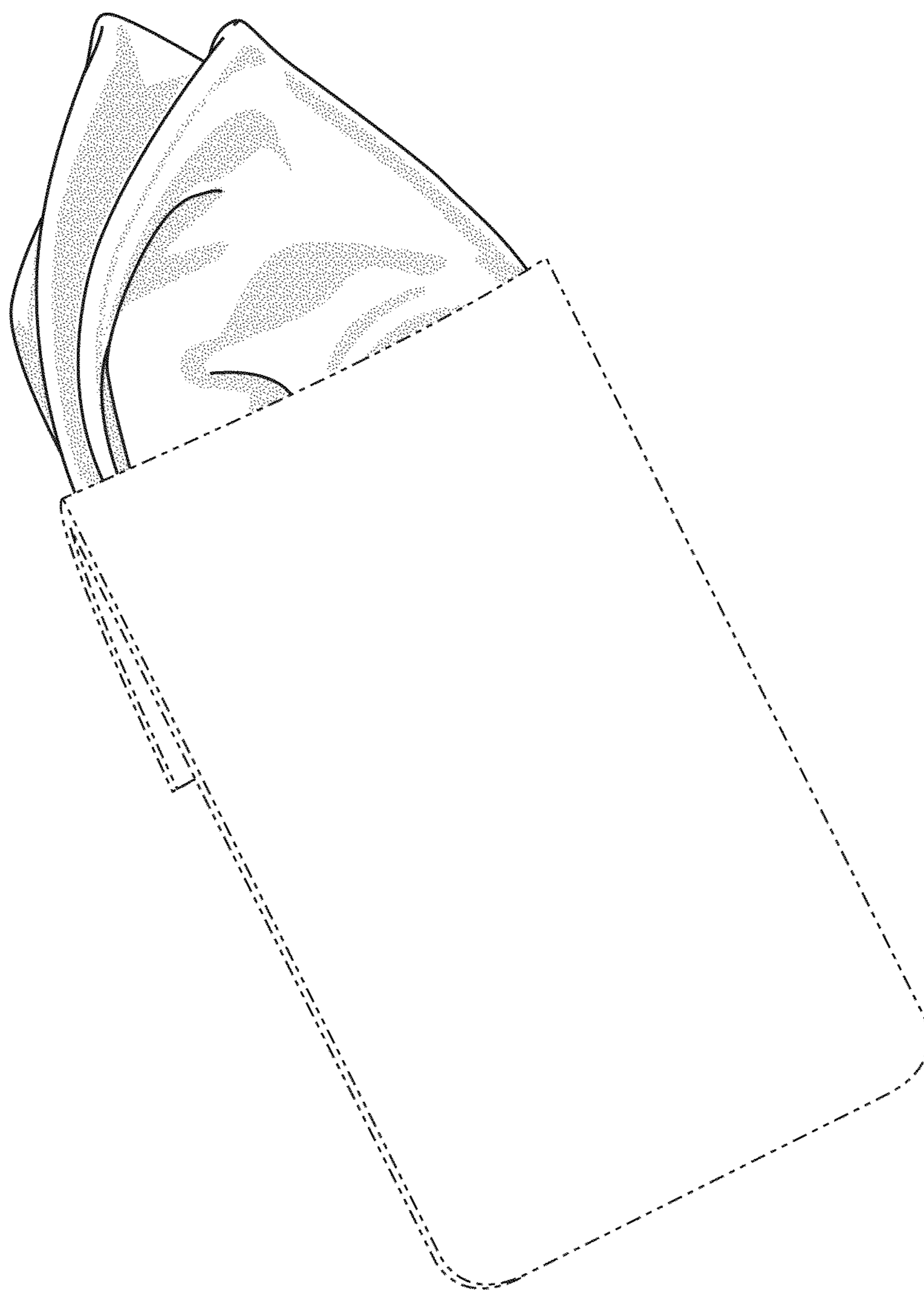


FIG. 1



FIG. 2

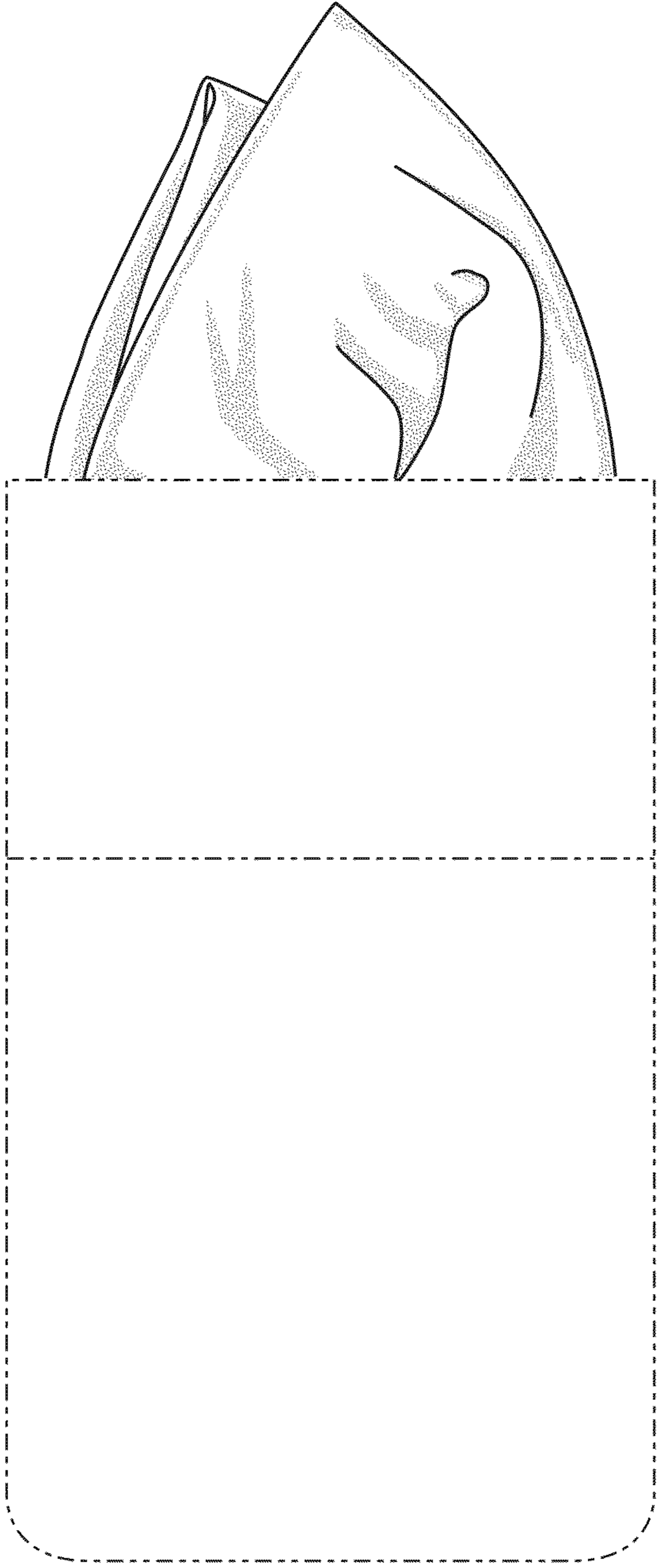


FIG. 3

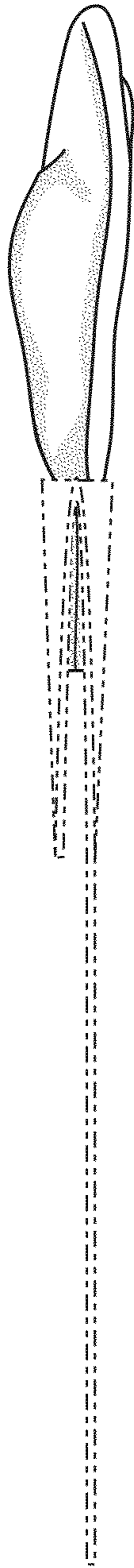


FIG. 4

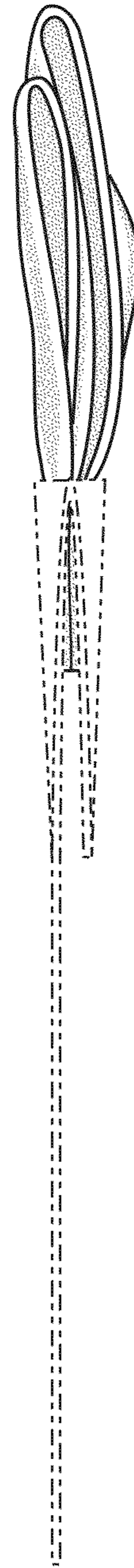


FIG. 5

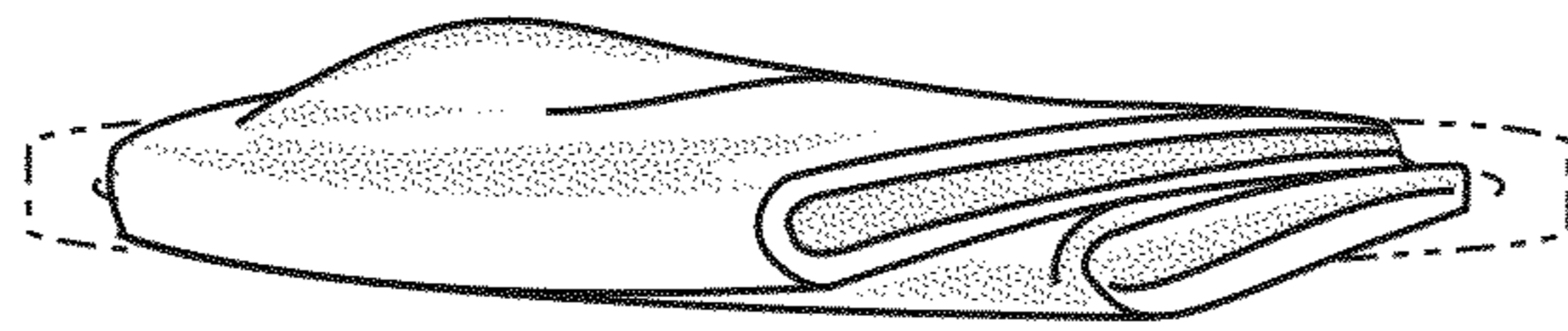


FIG. 6

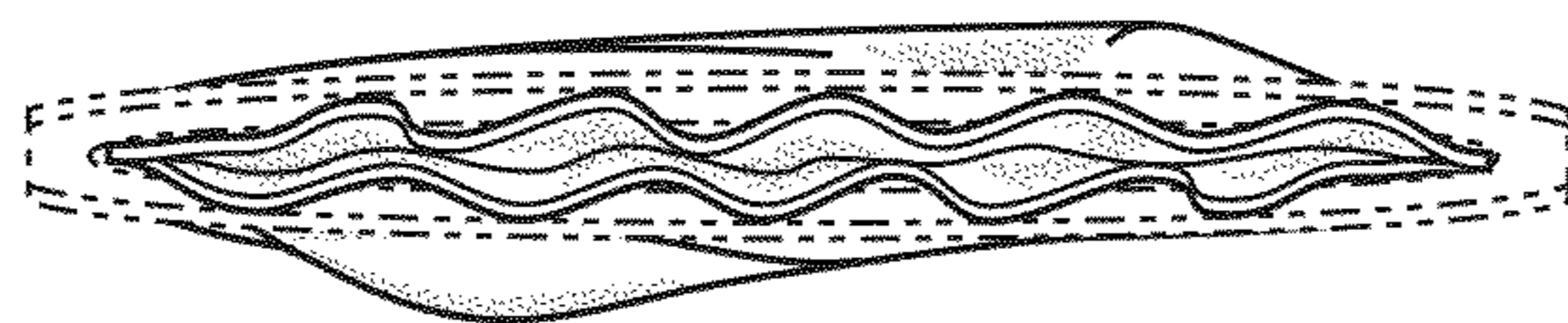


FIG. 7