



US00D706997S

(12) **United States Design Patent**  
**Eng et al.**

(10) **Patent No.:** **US D706,997 S**  
(45) **Date of Patent:** **\*\* Jun. 10, 2014**

(54) **DISHWASHER DOOR AND HANDLE STRIP**

(71) Applicant: **BSH Home Appliances Corporation**,  
Irvine, CA (US)

(72) Inventors: **Lindsay Eng**, Long Beach, CA (US);  
**Thomas Ott**, Neubiberg (DE)

(73) Assignee: **BSH Home Appliances Corporation**,  
Irvine, CA (US)

(\*\*) Term: **14 Years**

(21) Appl. No.: **29/468,763**

(22) Filed: **Oct. 3, 2013**

**Related U.S. Application Data**

(62) Division of application No. 29/460,929, filed on Jul. 17, 2013, now Pat. No. Des. 698,506, which is a division of application No. 29/451,489, filed on Apr. 3, 2013, now Pat. No. Des. 692,628, which is a division of application No. 29/424,165, filed on Jun. 8, 2012, now Pat. No. Des. 684,734, which is a division of application No. 29/397,798, filed on Jul. 21, 2011, now Pat. No. Des. 665,956.

(51) **LOC (10) Cl.** ..... **15-05**

(52) **U.S. Cl.**  
USPC ..... **D32/3**

(58) **Field of Classification Search**  
USPC ..... D32/1-3, 25, 28; 312/31, 109, 228;  
134/56 D, 57 D, 58 D, 58 DL, 201;  
D7/340, 348-350, 405  
See application file for complete search history.

(56) **References Cited**

**U.S. PATENT DOCUMENTS**

D191,224 S \* 8/1961 Fay ..... D32/2  
5,365,959 A \* 11/1994 Favaro ..... 134/113

D493,582 S \* 7/2004 Ott et al. .... D32/3  
D493,583 S \* 7/2004 Kaczmarek ..... D32/3  
D501,963 S \* 2/2005 Kaczmarek ..... D32/3  
D519,689 S \* 4/2006 Ott et al. .... D32/3  
D544,657 S \* 6/2007 Jung et al. .... D32/2

(Continued)

*Primary Examiner* — T. Chase Nelson

*Assistant Examiner* — Kathleen M Sims

(74) *Attorney, Agent, or Firm* — James E. Howard; Andre Pallapies

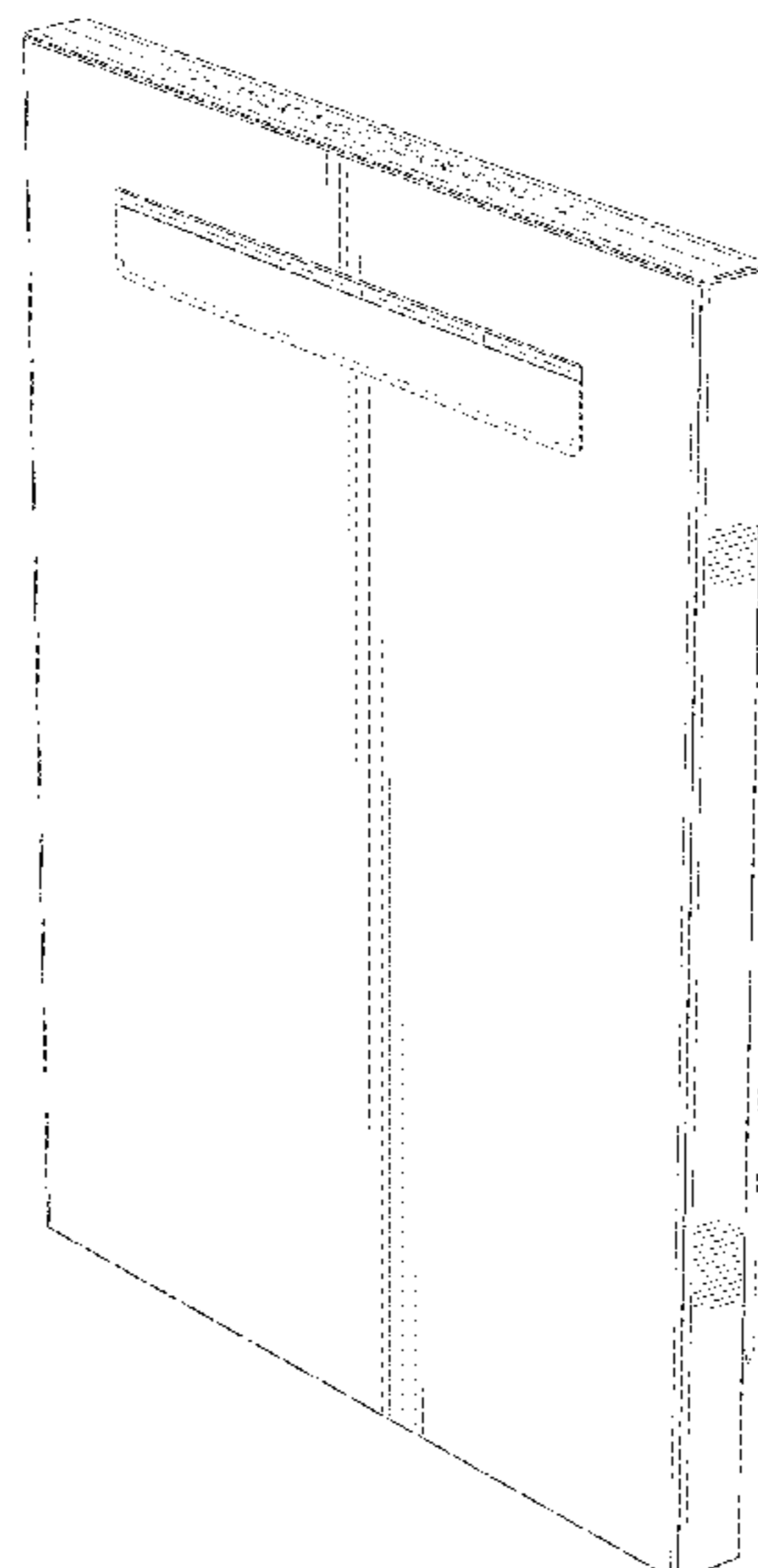
(57) **CLAIM**

The ornamental design for a dishwasher door and handle strip, as shown and described.

**DESCRIPTION**

FIG. 1 is a front perspective view, from the top, of a dishwasher door and handle strip as according to a first embodiment showing our new ornamental design;  
FIG. 2 is a front view thereof;  
FIG. 3 is a top view thereof;  
FIG. 4 is a left side view thereof, with the right hand side view thereof being a mirror image thereof;  
FIG. 5 is a front perspective view thereof from the bottom;  
FIG. 6 is a front perspective view, from the top, of a dishwasher door and handle strip as according to a second embodiment showing our new ornamental design;  
FIG. 7 is a front view thereof;  
FIG. 8 is a top view thereof;  
FIG. 9 is a left side view thereof, with the right hand side view thereof being a mirror image thereof; and,  
FIG. 10 is a front perspective view thereof from the bottom. The broken line showing of dishwasher details in FIGS. 1-8 is included for the purpose of showing environmental portions of the dishwasher door and handle strip and forms no part of the claimed design.  
The bottom and rear parts of the dishwasher door are unornamented and form no part of the claimed design.

**1 Claim, 8 Drawing Sheets**



(56)

**References Cited**

U.S. PATENT DOCUMENTS

D627,938 S *	11/2010	Kim	.....	D32/2	D672,101 S *	12/2012	Eng et al.	.....	D32/3
D658,828 S *	5/2012	Kim et al.	.....	D32/2	D673,742 S *	1/2013	Eng et al.	.....	D32/2
D665,956 S *	8/2012	Eng et al.	.....	D32/2	D684,734 S *	6/2013	Eng et al.	.....	D32/3
D665,957 S *	8/2012	Eng et al.	.....	D32/2	D684,735 S *	6/2013	Eng et al.	.....	D32/3
D668,402 S *	10/2012	Eng et al.	.....	D32/3	D684,736 S *	6/2013	Eng et al.	.....	D32/3
D668,403 S *	10/2012	Eng et al.	.....	D32/3	D685,149 S *	6/2013	Eng et al.	.....	D32/3
D668,404 S *	10/2012	Eng et al.	.....	D32/3	D689,248 S *	9/2013	Eng	.....	D32/3
D670,457 S *	11/2012	Eng	.....	D32/3	D692,628 S *	10/2013	Eng et al.	.....	D32/2
					D692,629 S *	10/2013	Eng et al.	.....	D32/3
					D693,069 S *	11/2013	Grobleben et al.	.....	D32/3
					D693,070 S *	11/2013	Eng et al.	.....	D32/3

\* cited by examiner




Fig. 1




Fig. 2

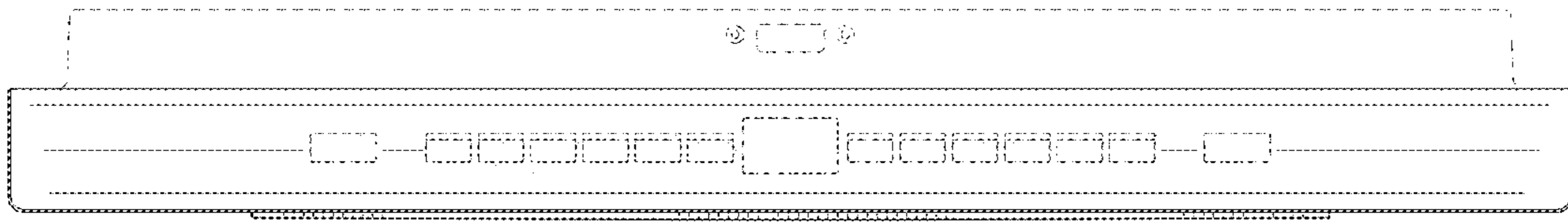


Fig. 3

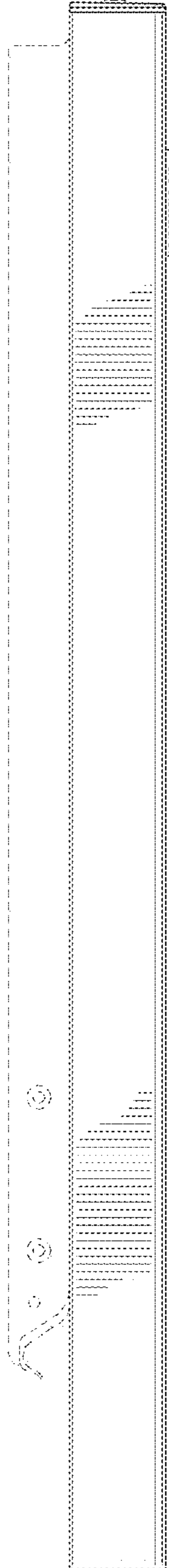


Fig. 4




Fig. 5




Fig. 6




Fig. 7






Fig. 8

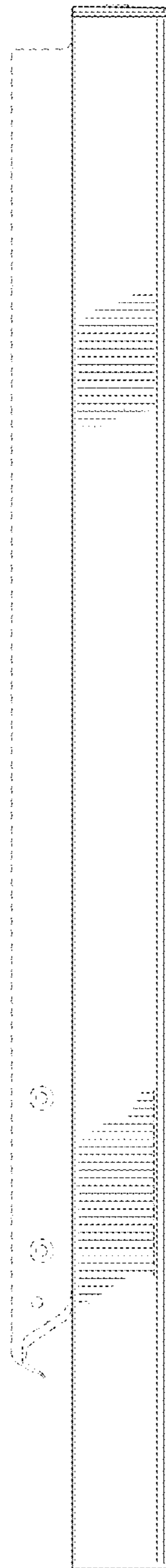


Fig. 9

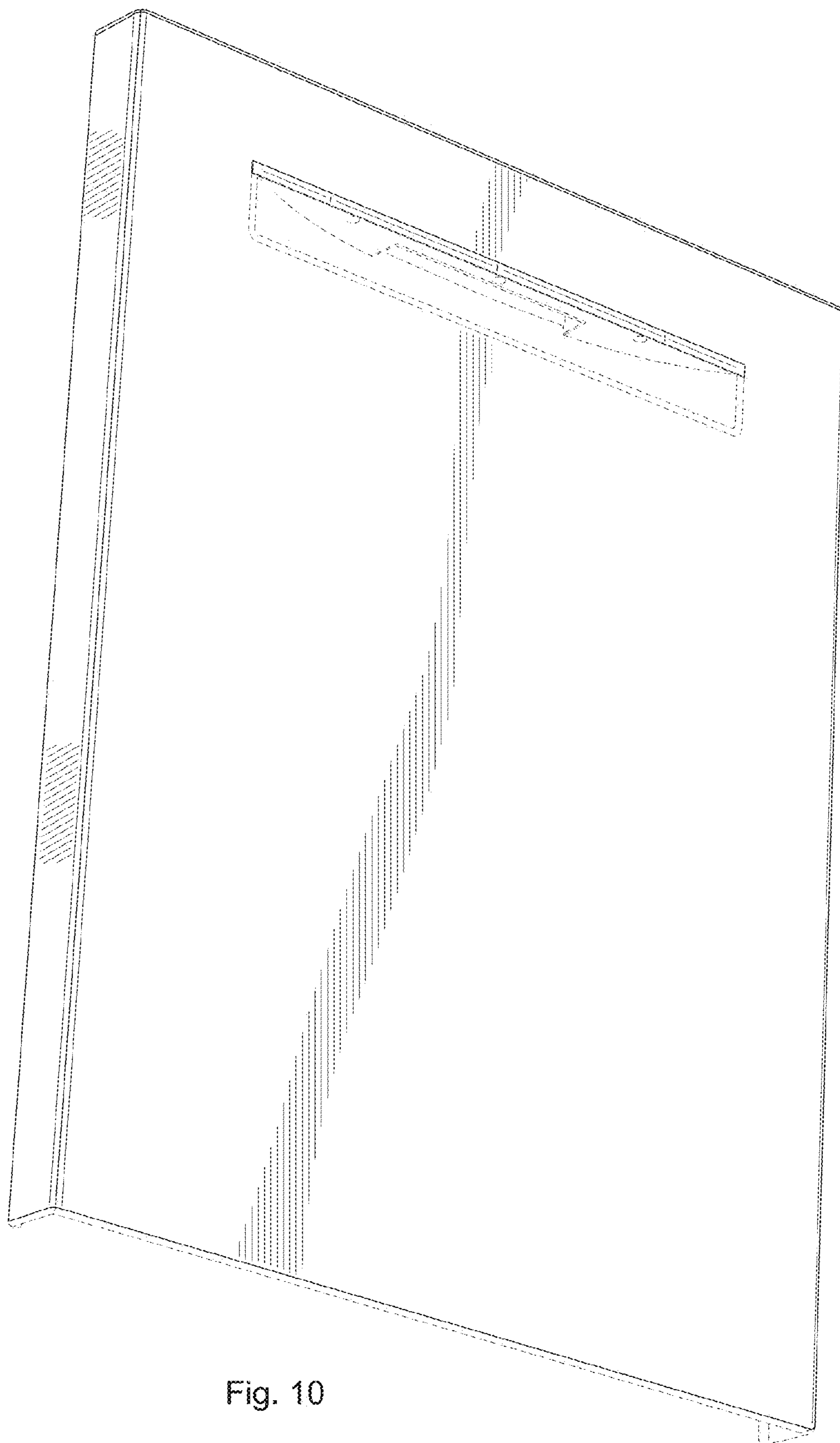


Fig. 10