



US00D706996S

(12) **United States Design Patent**  
**Halderman**

(10) **Patent No.:** **US D706,996 S**  
(45) **Date of Patent:** **\*\* Jun. 10, 2014**

(54) **HOLDER FOR A REMOVABLE ANIMAL GROOMING COMB**

(76) Inventor: **G. Alan Halderman**, New Paris, OH (US)

(\*\*) Term: **14 Years**

(21) Appl. No.: **29/395,368**

(22) Filed: **Jan. 10, 2012**

(51) **LOC (10) Cl.** ..... **30-99**

(52) **U.S. Cl.**  
USPC ..... **D30/159**; D28/21

(58) **Field of Classification Search**  
USPC ..... D30/158, 159, 199; D28/21, 25, 30, 34, D28/73, 74; D4/138; 132/219, 116, 119, 132/124, 143, 155, 156, 148; 119/600, 601, 119/611, 613, 614, 616, 625, 633  
See application file for complete search history.

(56) **References Cited**

U.S. PATENT DOCUMENTS

399,032	A *	3/1889	Guild	132/155
D109,067	S *	3/1938	Lipic, Jr.	D28/21
D131,471	S *	3/1942	Le Febvre	D28/21
2,303,643	A *	12/1942	Illingworth	132/119
2,397,696	A *	4/1946	Schweizer	132/119
2,470,157	A *	5/1949	Gambino	132/125
D156,696	S *	1/1950	Bristol	D28/21
2,546,541	A *	3/1951	Hunt	132/124
D169,808	S *	6/1953	Goldman	D28/21
2,678,048	A *	5/1954	Poetto	132/156

2,694,401	A *	11/1954	Francis	132/116
3,916,918	A *	11/1975	Spinks	132/219
3,978,870	A *	9/1976	Lin	132/219
D266,112	S *	9/1982	Culp	D30/159
4,549,559	A *	10/1985	Gueret et al.	132/219
D367,728	S *	3/1996	Bozak	D28/21
D406,391	S *	3/1999	Lucero	D28/25
6,230,659	B1 *	5/2001	Karlsson	119/601
D490,194	S *	5/2004	Plante et al.	D30/159
D509,032	S *	8/2005	Dunn et al.	D30/158
2005/0150465	A1 *	7/2005	Dunn et al.	119/601
2009/0173287	A1 *	7/2009	Wang	119/625

\* cited by examiner

*Primary Examiner* — Caron D Veynar  
*Assistant Examiner* — Martie K Holtje

(57) **CLAIM**  
The ornamental design of a holder for a removable animal grooming comb, as shown and described.

**DESCRIPTION**

FIG. 1 is a perspective view of a holder for a removable animal grooming comb showing my new design; FIG. 2 is a top view thereof; FIG. 3 is a bottom view thereof; FIG. 4 is an end view thereof, the opposite end view being a mirror image; FIG. 5 is a side view thereof; and, FIG. 6 is an opposite side view thereof. The animal grooming comb shown in phantom in FIG. 1 is for illustrative purpose only and forms no part of the claimed design.

**1 Claim, 2 Drawing Sheets**

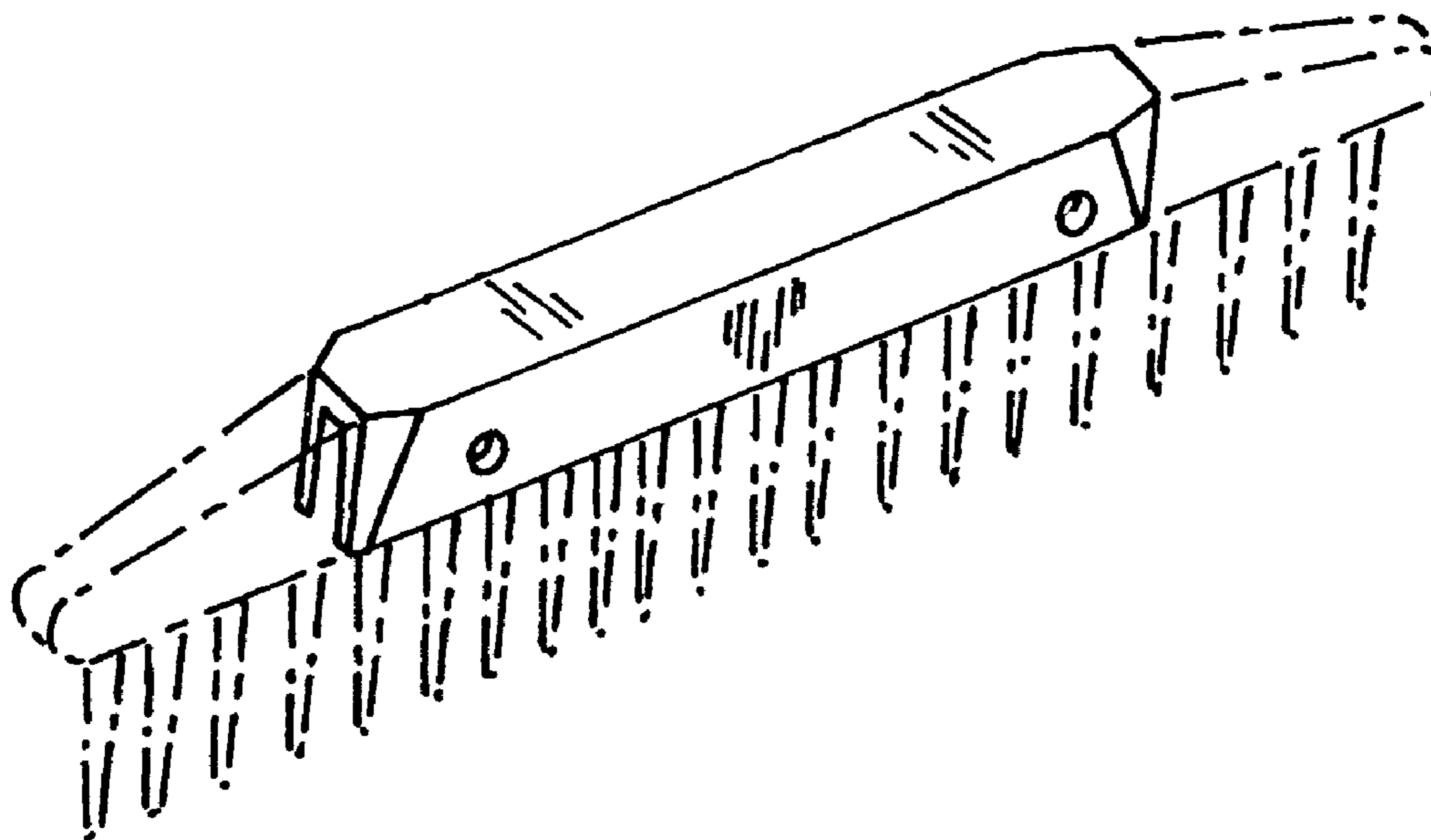


FIG. 1




FIG. 2




FIG. 3



FIG. 4



FIG. 5



FIG. 6

