



US00D706976S

(12) **United States Design Patent**  
**Wu**

(10) **Patent No.:** **US D706,976 S**  
(45) **Date of Patent:** **\*\* Jun. 10, 2014**

- (54) **ELECTRONIC CIGARETTE CASE**
- (71) Applicant: **B2B International Holding Limited**,  
Wilmington, DE (US)
- (72) Inventor: **Jianyong Wu**, Wilmington, DE (US)
- (73) Assignee: **B2B International Holding Limited**,  
Wilmington, DE (US)
- (\*\*) Term: **14 Years**
- (21) Appl. No.: **29/450,385**
- (22) Filed: **Mar. 18, 2013**
- (51) **LOC (10) Cl.** ..... **27-06**
- (52) **U.S. Cl.**  
USPC ..... **D27/189**
- (58) **Field of Classification Search**  
CPC ..... A45C 11/24; A45C 1/06; A45C 11/182;  
A45D 40/22; A44B 15/005  
USPC ..... 206/37, 251–267, 703; D3/215, 218,  
D3/273, 269, 292; D9/423; D13/108;  
D27/172, 174–176, 183–194; 131/189,  
131/194, 270–273, 329, 330, 347, 360–365  
See application file for complete search history.

(56) **References Cited**

U.S. PATENT DOCUMENTS

5,934,461	A	*	8/1999	Fleenor et al.	.....	206/259
D502,598	S	*	3/2005	Chen	.....	D3/273
D613,903	S	*	4/2010	Wu et al.	.....	D27/189
D613,904	S	*	4/2010	Wu et al.	.....	D27/189
D656,094	S	*	3/2012	Wu	.....	D13/108
D668,141	S	*	10/2012	Collins	.....	D9/423
D668,534	S	*	10/2012	Collins	.....	D9/423
D668,535	S	*	10/2012	Collins	.....	D9/423
D671,677	S	*	11/2012	Wu	.....	D27/189

D671,678	S	*	11/2012	Wu	.....	D27/189
D677,000	S	*	2/2013	Liu	.....	D27/189
D677,001	S	*	2/2013	Liu	.....	D27/189
D681,268	S	*	4/2013	Wu	.....	D27/189
D681,269	S	*	4/2013	Wu	.....	D27/189
D683,899	S	*	6/2013	Liu	.....	D27/189
D688,418	S	*	8/2013	Liu	.....	D27/189
D700,994	S	*	3/2014	Alarcon et al.	.....	D27/189
2005/0103829	A1	*	5/2005	Bray et al.	.....	229/87.13
2005/0199517	A1	*	9/2005	Petrucci et al.	.....	206/261
2011/0155596	A1	*	6/2011	Holford	.....	206/261
2013/0341219	A1	*	12/2013	Young	.....	206/261

\* cited by examiner

*Primary Examiner* — Cathron Brooks

*Assistant Examiner* — Ethiene Salgado-Rodriguez

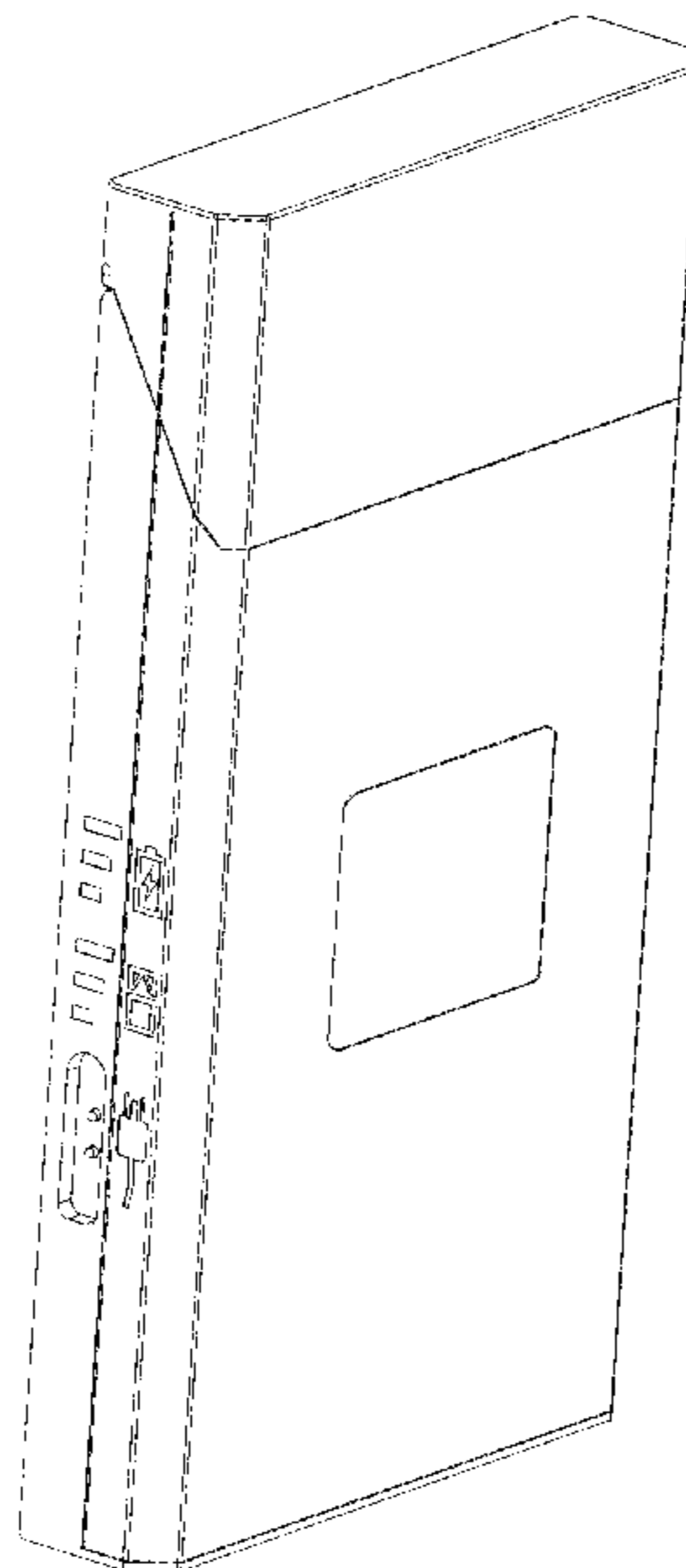
(57) **CLAIM**

The ornamental design for an electronic cigarette case, as shown and described.

**DESCRIPTION**

FIG. 1 is a front view of the electronic cigarette case of my new design;  
 FIG. 2 is a rear view of the electronic cigarette case thereof;  
 FIG. 3 is a left side view of the electronic cigarette case thereof;  
 FIG. 4 is a right side view of the electronic cigarette case thereof;  
 FIG. 5 is a top side view of the electronic cigarette case thereof;  
 FIG. 6 is a bottom side view of the electronic cigarette case thereof;  
 FIG. 7 is a perspective view of the electronic cigarette case from a direction thereof; and,  
 FIG. 8 is a perspective view of the electronic cigarette case from another direction thereof.

**1 Claim, 8 Drawing Sheets**



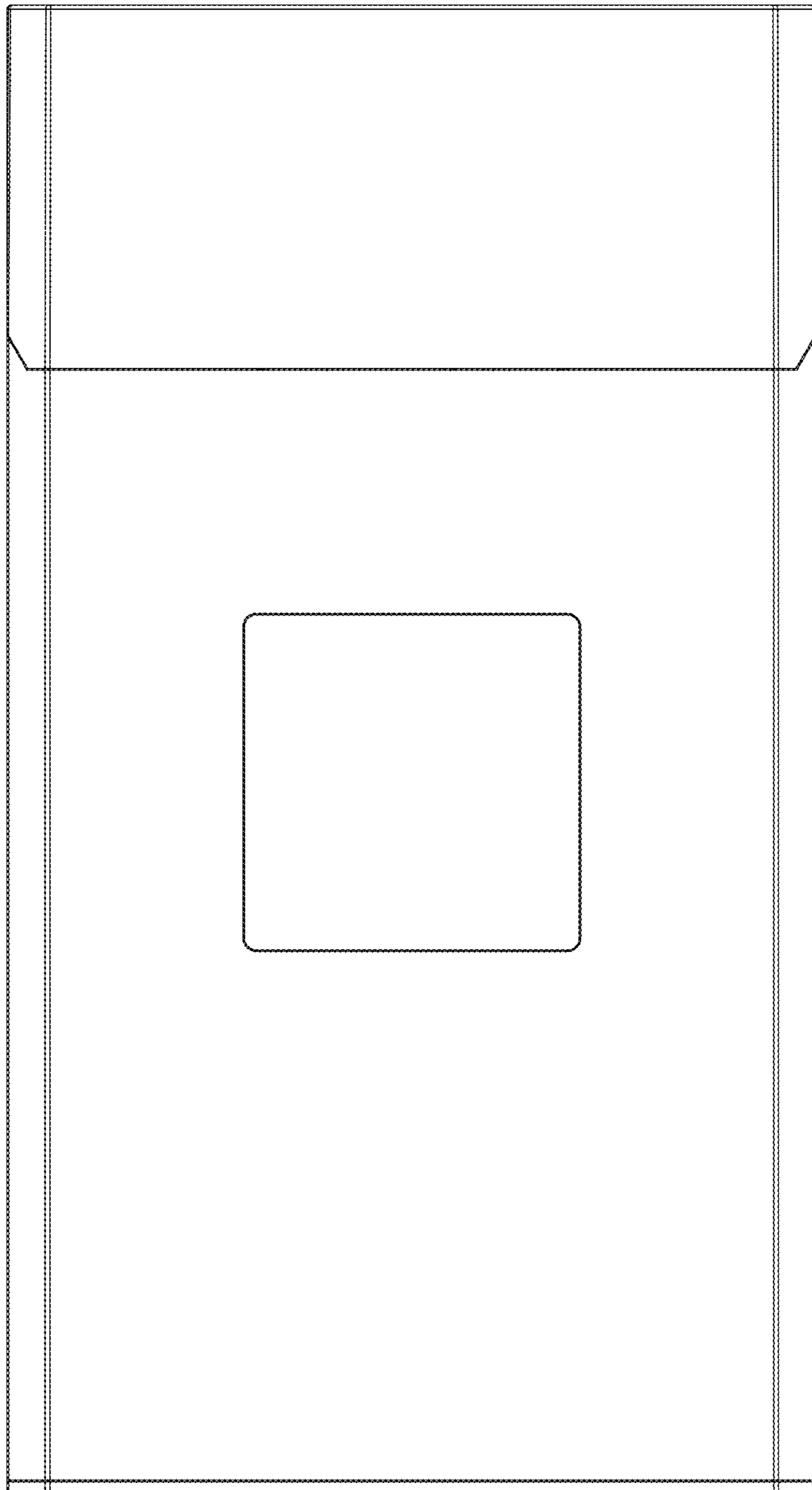


Fig. 1



Fig. 2

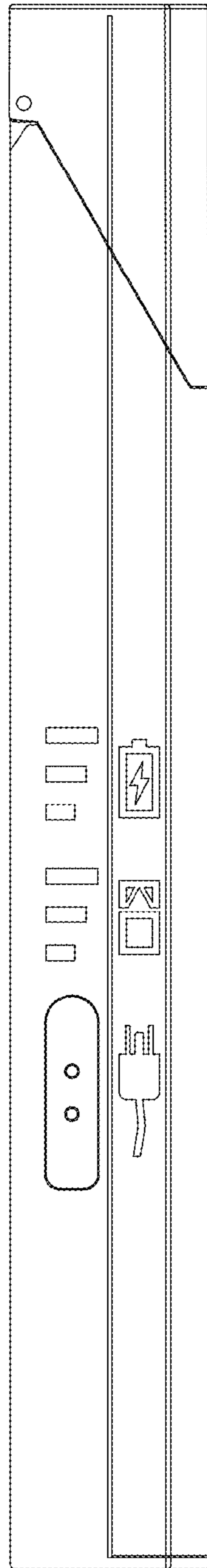


Fig. 3

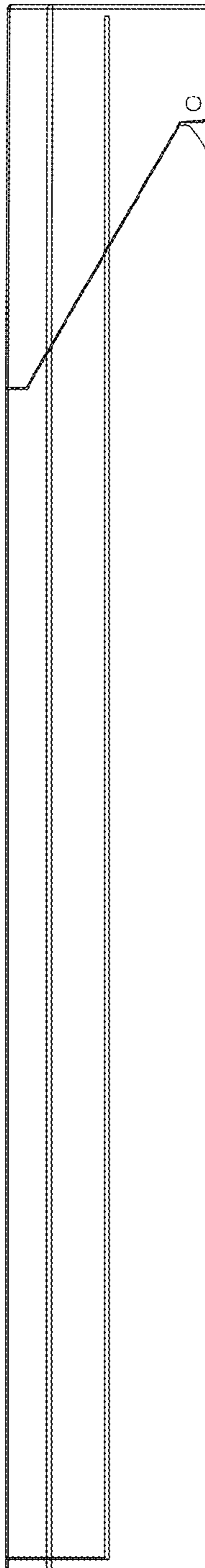


Fig. 4



Fig. 5




Fig. 6




Fig. 7



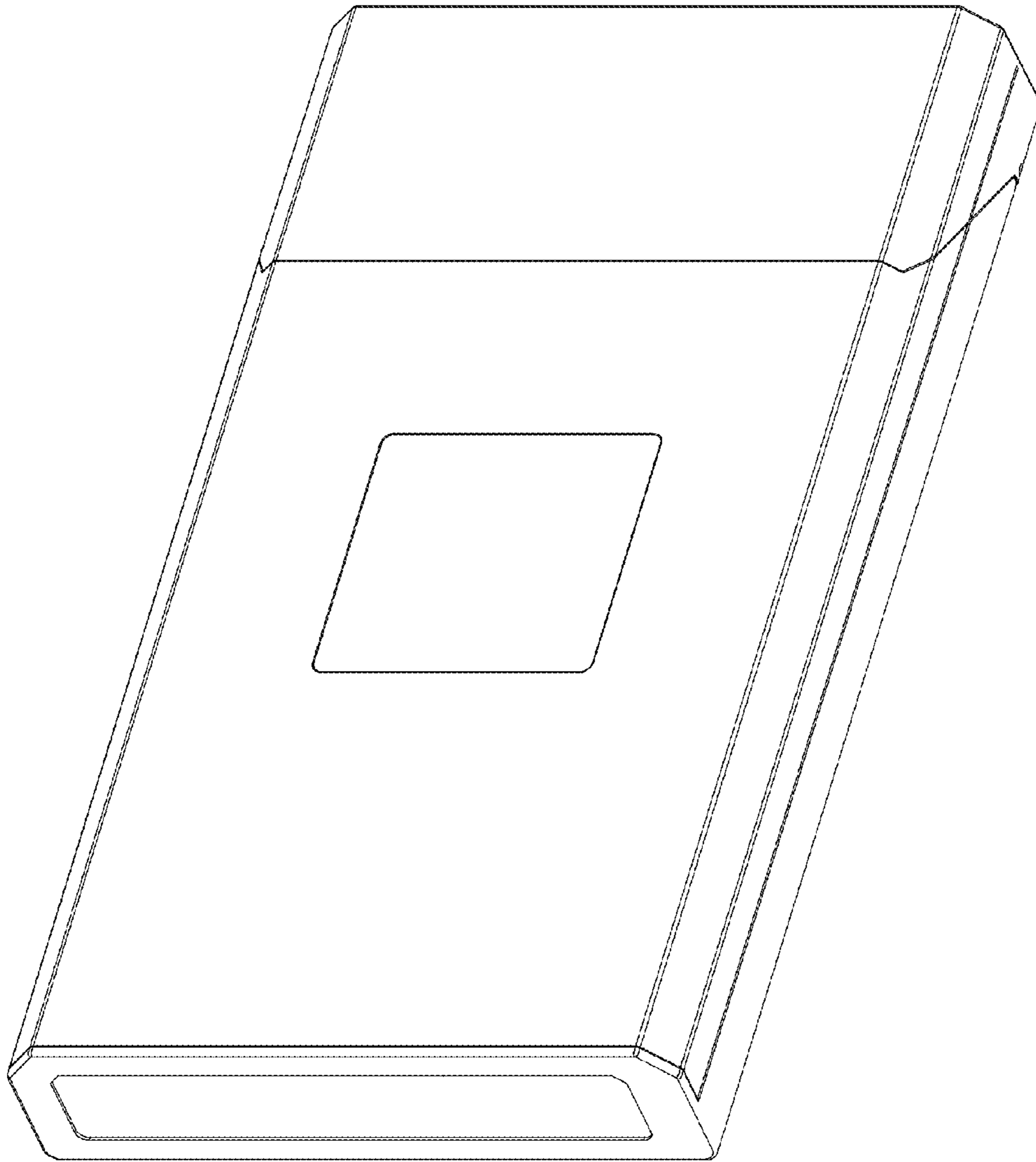


Fig. 8