



US00D706962S

(12) **United States Design Patent**
Rochat et al.

(10) **Patent No.:** **US D706,962 S**
(45) **Date of Patent:** **** Jun. 10, 2014**

(54) **MOUNTS FOR AN LED BULB**
(71) Applicant: **Switch Bulb Company, Inc.**, San Jose, CA (US)
(72) Inventors: **Alex Rochat**, Emeryville, CA (US); **Jeff Salazar**, Palo Alto, CA (US); **David Titzler**, Palo Alto, CA (US); **Andrew Webb**, San Jose, CA (US)

D620,155 S 7/2010 Wang et al.
D627,085 S * 11/2010 Duan et al. D26/2
D629,929 S * 12/2010 Chen et al. D26/2
D633,226 S * 2/2011 Katsaros D26/2
D634,451 S * 3/2011 de Visser D26/2
D642,704 S * 8/2011 Hagens et al. D26/2
D653,366 S 1/2012 Le et al.
D660,509 S 5/2012 Hsu et al.
D692,596 S * 10/2013 Webb et al. D26/2

(73) Assignee: **Switch Bulb Company, Inc.**, San Jose, CA (US)

TW D122994 S 5/2008
TW D134604 S 4/2010
TW D154326 S 6/2013

(**) Term: **14 Years**

(21) Appl. No.: **29/465,164**

(22) Filed: **Aug. 23, 2013**

FOREIGN PATENT DOCUMENTS

OTHER PUBLICATIONS

Related U.S. Application Data

(63) Continuation of application No. 29/410,657, filed on Jan. 10, 2012, now Pat. No. Des. 690,036.

(51) **LOC (10) Cl.** **26-04**

(52) **U.S. Cl.**
USPC **D26/2**

(58) **Field of Classification Search**
USPC D26/1-4; 313/313, 315, 316, 317, 318, 313/493; 315/52, 53, 56, 57, 58
See application file for complete search history.

Notice of Allowance received for U.S. Appl. No. 29/410,657, mailed on Apr. 29, 2013, 9 pages.
Office Action received for Taiwan Patent Application No. 102301003, mailed on Aug. 14, 2013, 8 pages (5 pages of English Translation and 3 pages of Official Copy).

* cited by examiner

Primary Examiner — Marcus Jackson

(74) *Attorney, Agent, or Firm* — Morrison & Foerster LLP

(57) **CLAIM**

The ornamental design for mounts for an LED bulb, as shown and described.

(56) **References Cited**

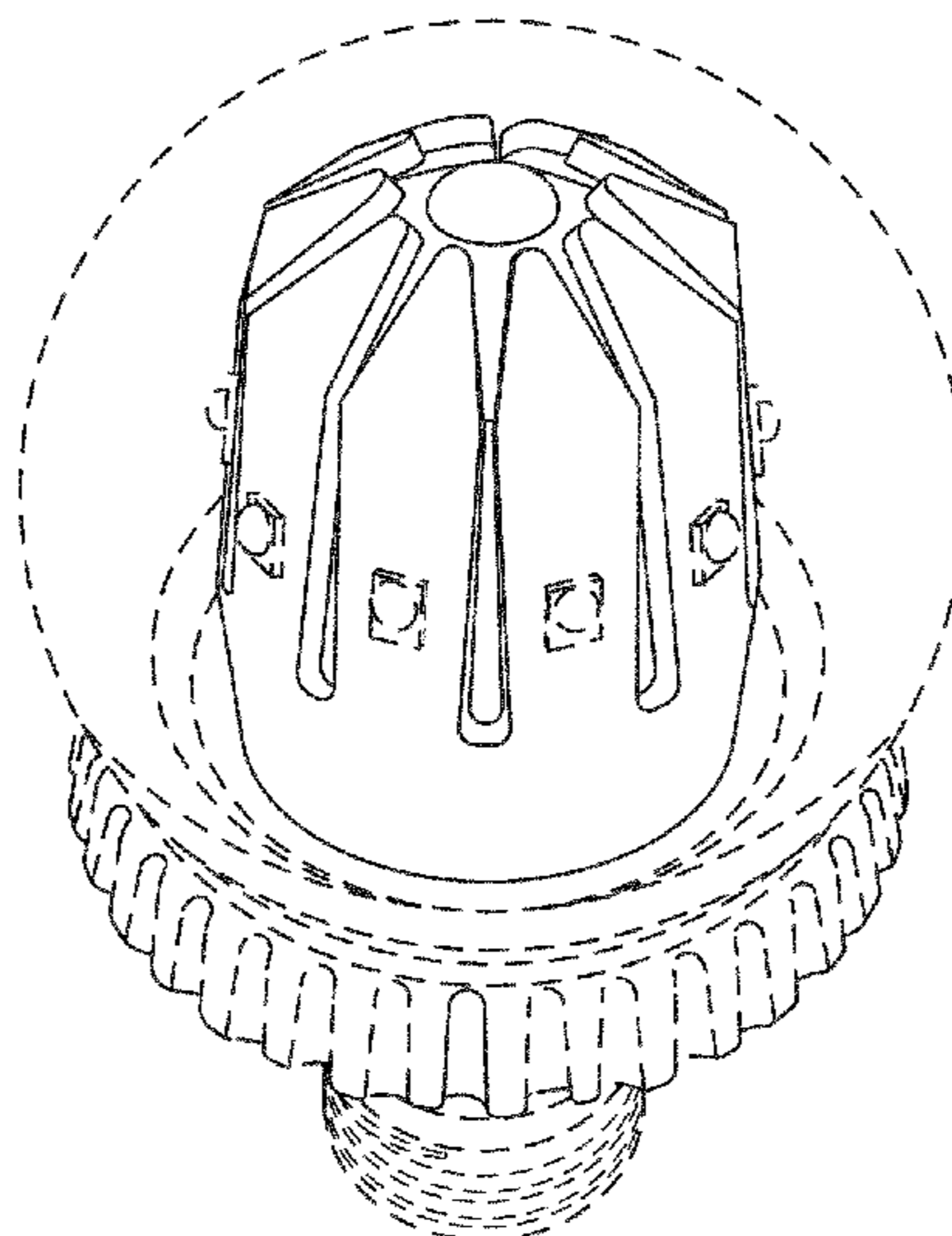
DESCRIPTION

U.S. PATENT DOCUMENTS

D437,652 S 2/2001 Uhler et al.
D538,950 S 3/2007 Maxik
D577,855 S 9/2008 Yoshida
D617,915 S 6/2010 Wada et al.
D617,918 S 6/2010 Yamamoto et al.
D617,919 S 6/2010 Wada et al.

FIG. 1 is a perspective view of a first embodiment of mounts for an LED bulb;
FIG. 2 is a side view of the first embodiment;
FIG. 3 is a top view of the first embodiment; and,
FIG. 4 is a bottom view of the first embodiment.

1 Claim, 3 Drawing Sheets



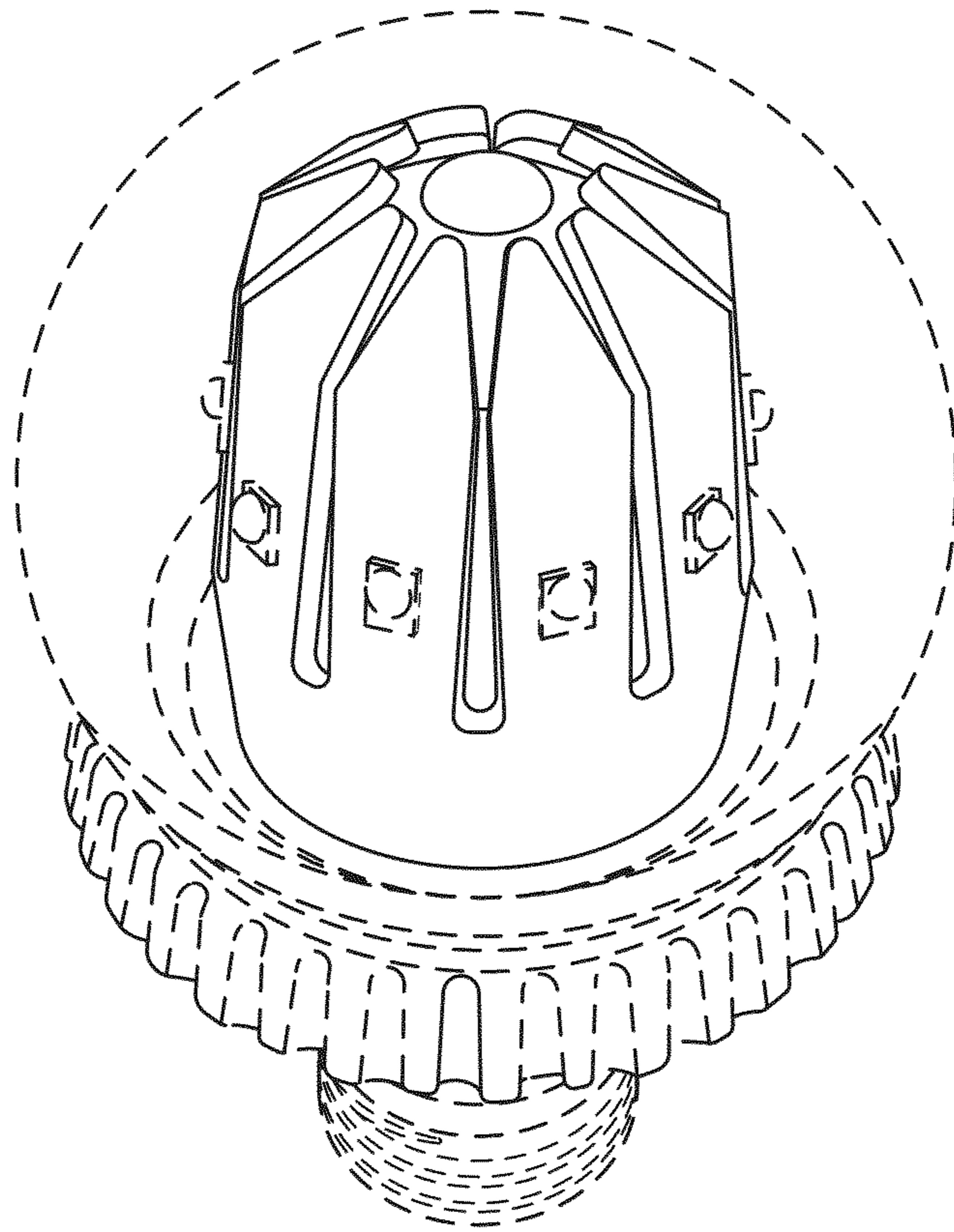


FIG. 1

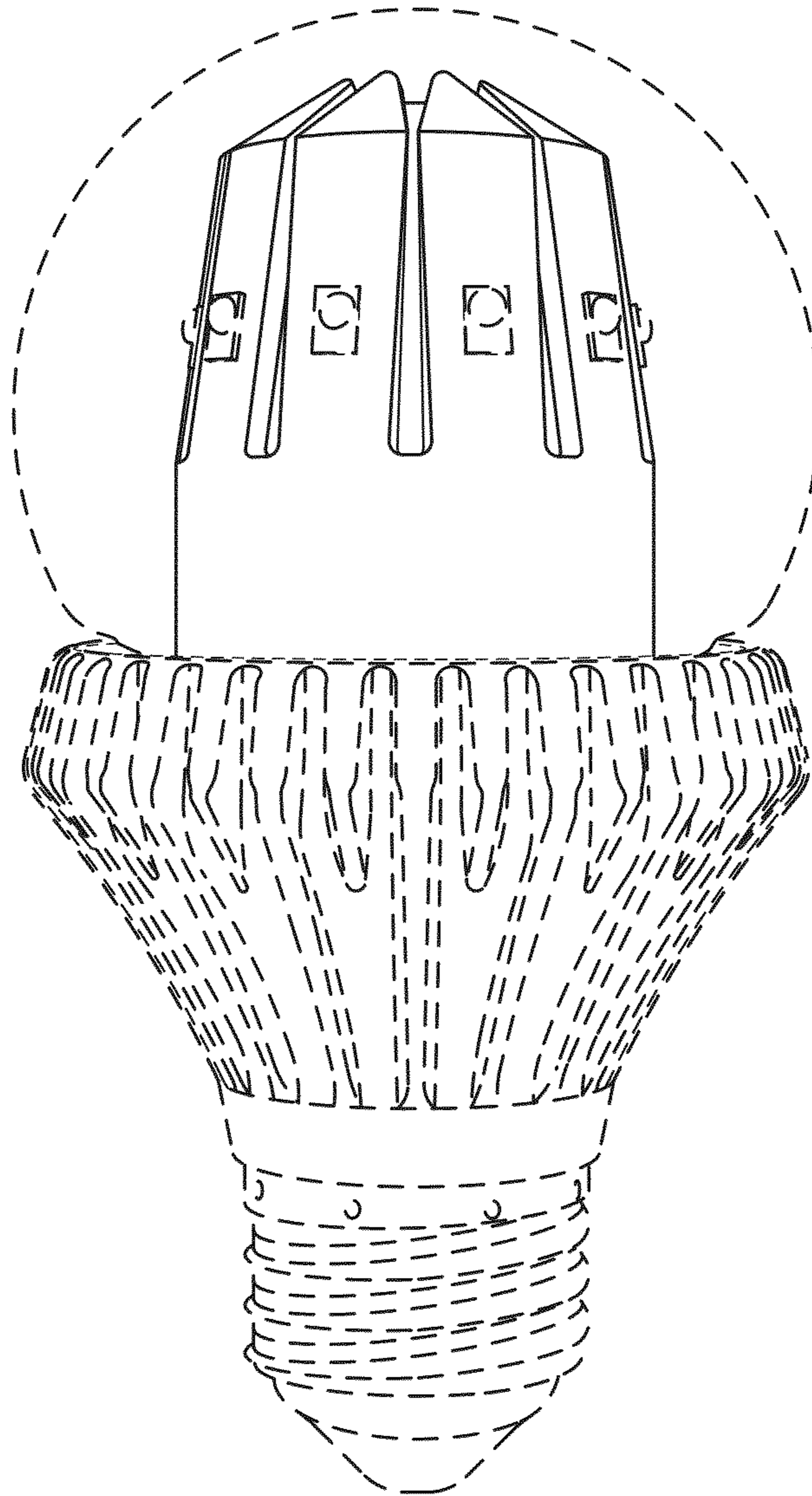


FIG. 2

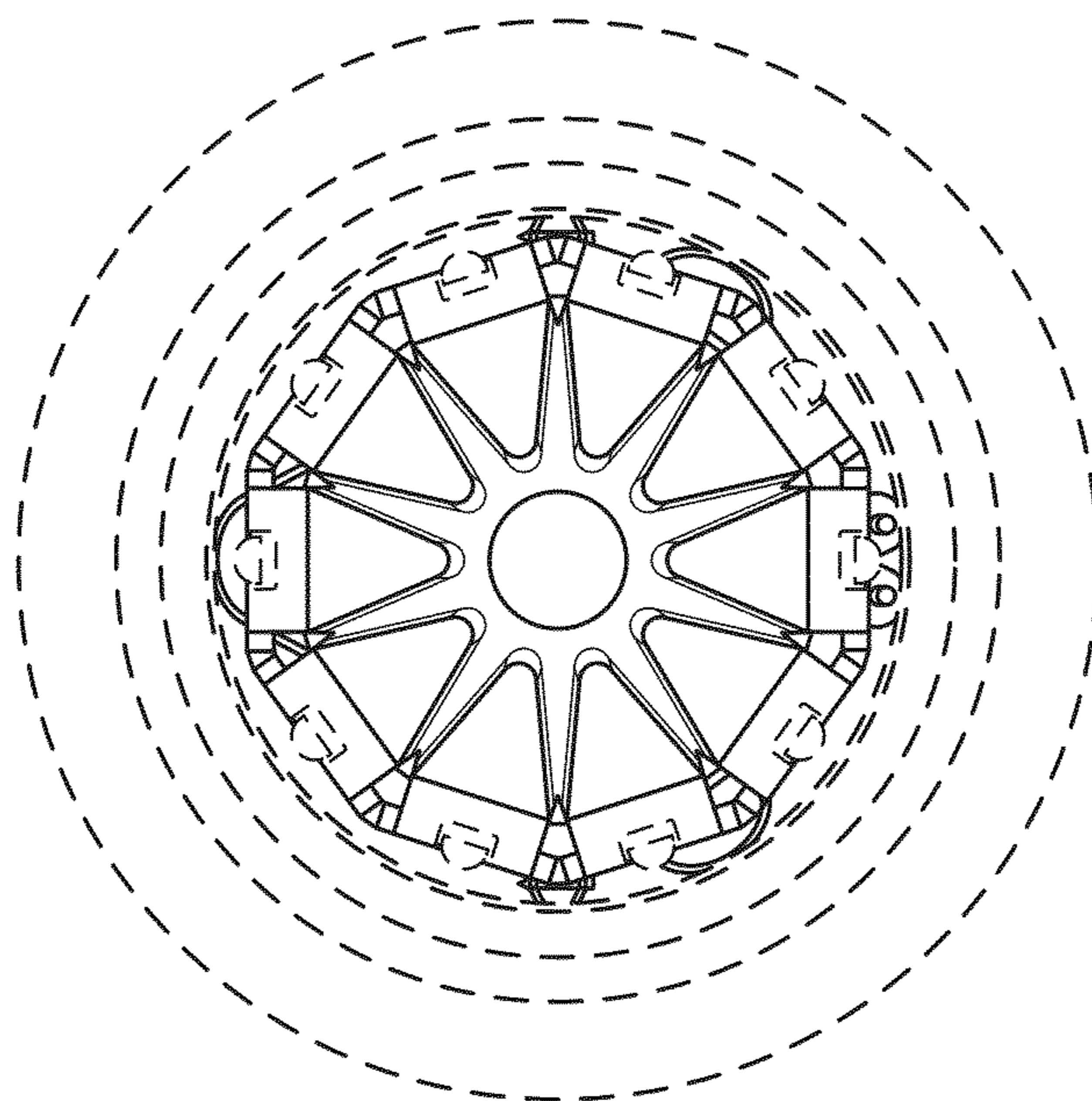


FIG. 3

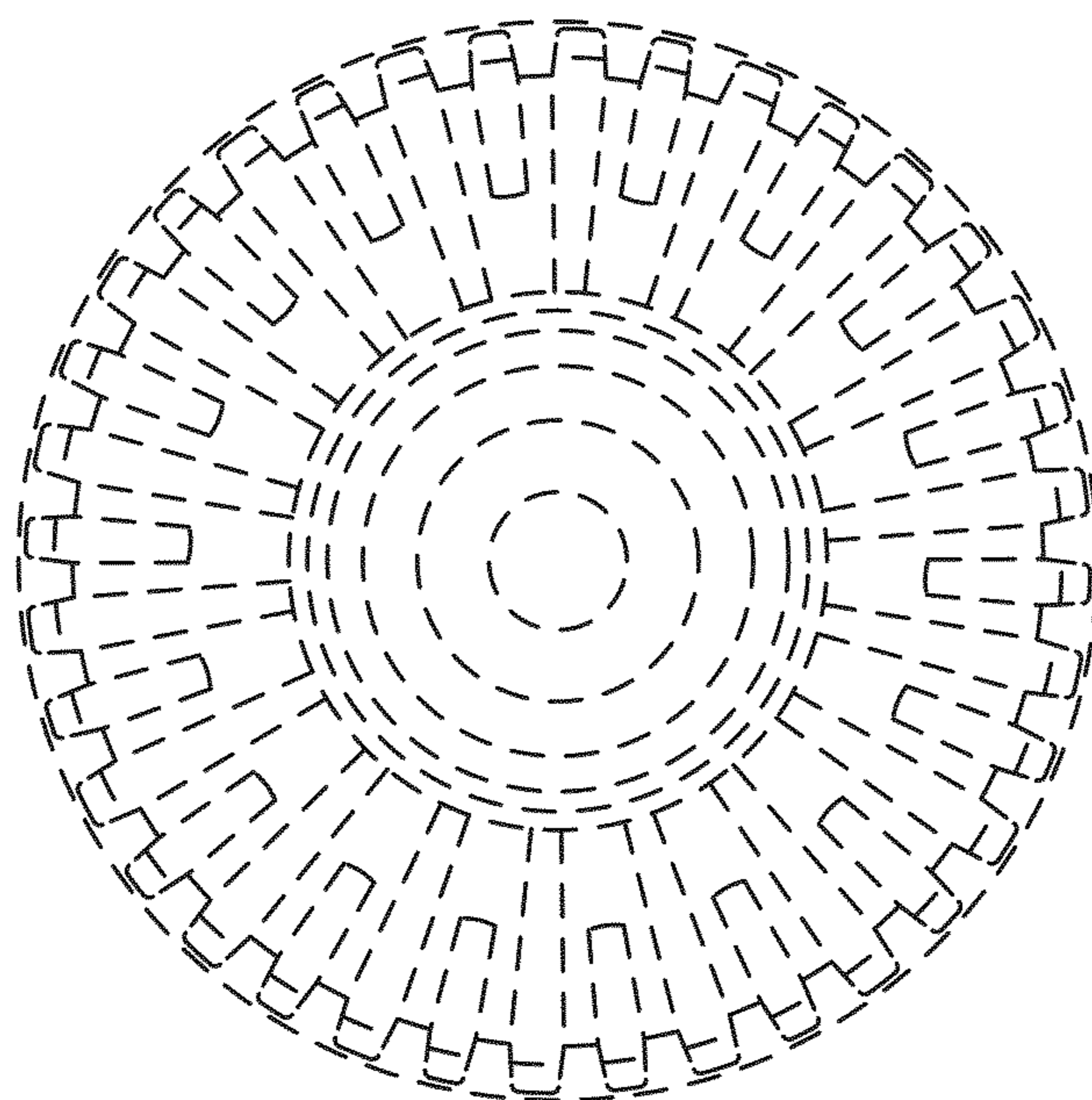


FIG. 4