



US00D706956S

(12) **United States Design Patent**
Schober et al.

(10) **Patent No.:** **US D706,956 S**
(45) **Date of Patent:** **** Jun. 10, 2014**

(54) **ARCHITECTURAL PANEL WITH PALM LEAVES EMBOSSED SURFACE**

(71) Applicants: **Dennis Schober**, Bellevue, WA (US);
Patrick Williams, Issaquah, WA (US);
Todd Darrow, Edmonds, WA (US)

(72) Inventors: **Dennis Schober**, Bellevue, WA (US);
Patrick Williams, Issaquah, WA (US);
Todd Darrow, Edmonds, WA (US)

(73) Assignee: **Lumicor, Inc.**, Renton, WA (US)

(**) Term: **14 Years**

(21) Appl. No.: **29/452,043**

(22) Filed: **Apr. 11, 2013**

(51) **LOC (10) Cl.** **25-01**

(52) **U.S. Cl.**
USPC **D25/105**

(58) **Field of Classification Search**
USPC D25/48.3, 48.7, 48.8, 103-111, 138,
D25/149, 155-157, 163; D6/306, 332;
52/204.59; D26/118-122; 428/13, 38,
428/49; 312/138.1; D5/6, 16, 19, 23, 24,
D5/37, 39, 58, 60, 62, 66; D11/139, 151;
264/261

See application file for complete search history.

(56) **References Cited**

U.S. PATENT DOCUMENTS

D33,673 S *	12/1900	Hartung	D25/105
D34,587 S *	5/1901	Walsh	D25/105
D37,477 S *	6/1905	Chance	D25/105
D40,845 S *	8/1910	Jungers	D25/105
D43,349 S *	12/1912	Shuman	D25/111
D119,432 S *	3/1940	Leitch	D5/32

D124,072 S *	12/1940	Fasold	D5/37
D150,645 S *	8/1948	Patterson	D5/32
D269,380 S *	6/1983	d'Avila	D25/48.8
6,684,589 B2 *	2/2004	Plager	52/311.1
D487,938 S *	3/2004	Baxter	D25/163
D552,766 S *	10/2007	Kaump	D25/163
D686,758 S *	7/2013	Metcalf	D25/138

* cited by examiner

Primary Examiner — Susan Bennett Hattan

Assistant Examiner — Janice Hallmark

(57) **CLAIM**

We claim the ornamental design for an architectural panel with palm leaves embossed surface, as shown and described.

DESCRIPTION

FIG. 1 is a perspective view of an architectural panel with palm leaves embossed surface, showing our new design

FIG. 2 is a front view of the architectural panel with palm leaves embossed surface.

FIG. 3 is a back view of the architectural panel with palm leaves embossed surface.

FIG. 4 is a left side view of the architectural panel with palm leaves embossed surface.


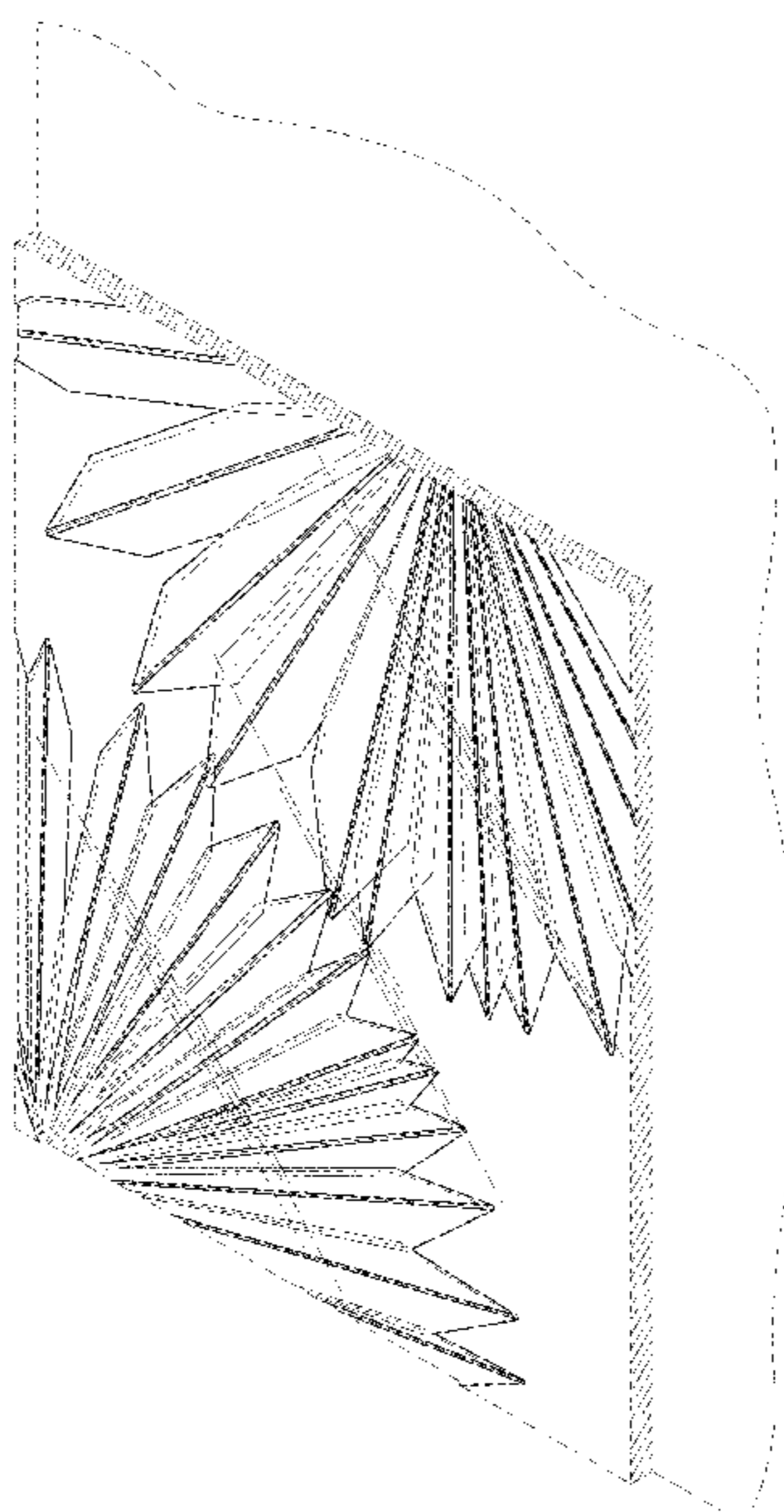
FIG. 5 is a right side view of the architectural panel with palm leaves embossed surface.

FIG. 6 is a top view of the architectural panel with palm leaves embossed surface; and,

FIG. 7 is a bottom view of the architectural panel with palm leaves embossed surface.

The broken lines adjacent to the shaded portions of the design depict the bounds of the claim and all other broken lines depict environmental subject matter. All broken lines form no part of the claim.

1 Claim, 4 Drawing Sheets



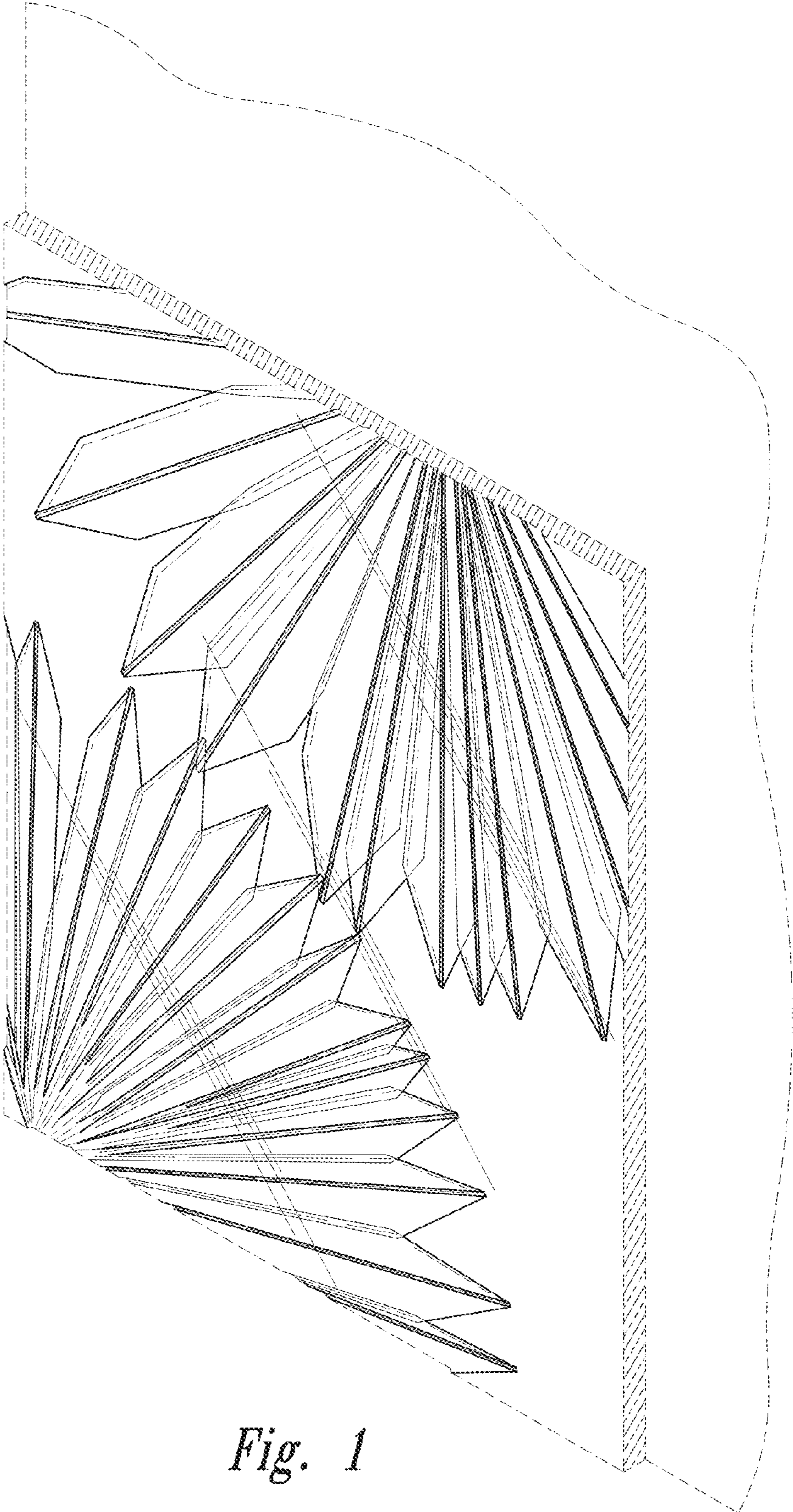


Fig. 1




Fig. 2




Fig. 3



Fig. 4




Fig. 5




Fig. 6

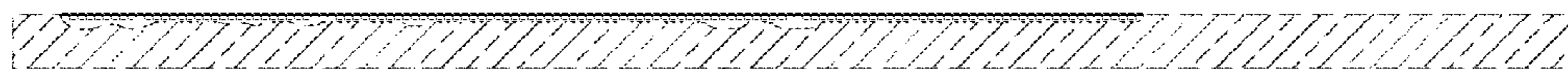


Fig. 7