



US00D706955S

(12) **United States Design Patent**
Schober et al.

(10) **Patent No.:** **US D706,955 S**
(45) **Date of Patent:** **** Jun. 10, 2014**

(54) **ARCHITECTURAL PANEL WITH NATURAL
BRANCH EMBOSSED SURFACE**

(71) Applicants: **Dennis Schober**, Bellevue, WA (US);
Todd Darrow, Edmonds, WA (US);
Patrick Williams, Issaquah, WA (US)

(72) Inventors: **Dennis Schober**, Bellevue, WA (US);
Todd Darrow, Edmonds, WA (US);
Patrick Williams, Issaquah, WA (US)

(73) Assignee: **Lumicor, Inc.**, Renton, WA (US)

(**) Term: **14 Years**

(21) Appl. No.: **29/450,413**

(22) Filed: **Mar. 18, 2013**

(51) **LOC (10) Cl.** **25-01**

(52) **U.S. Cl.**
USPC **D25/105**

(58) **Field of Classification Search**
USPC D25/48.3, 48.7, 48.8, 103-111, 138,
D25/149, 155-157, 163; D6/306, 332;
52/204.59, 306-308; D26/118-122;
428/13, 38, 49; 312/138.1; D5/6, 16,
D5/19, 23, 24, 37, 39, 58, 60, 62, 66;
D11/139, 151; 264/261; D14/138 R,
D14/138 AA; 362/330; 65/255

See application file for complete search history.

(56) **References Cited**

U.S. PATENT DOCUMENTS

D44,435 S *	8/1913	Dobbins	D25/111
D68,575 S *	10/1925	Halvorson	D25/111
D72,019 S *	2/1927	Labram	D5/62
D118,892 S *	2/1940	Pahlmann	D5/62
3,091,899 A *	6/1963	Bordlein	52/306
D590,957 S *	4/2009	Frei	D25/103
D608,023 S *	1/2010	Metcalf et al.	D25/138
D608,027 S *	1/2010	Metcalf	D25/140

D608,905 S *	1/2010	Walsh et al.	D25/48.8
D616,569 S *	5/2010	Bresciani et al.	D25/109
D621,068 S *	8/2010	Goodson et al.	D25/108
D652,533 S *	1/2012	Apelo Cruz	D25/138
D652,959 S *	1/2012	Canales et al.	D25/138
D653,776 S *	2/2012	Damen et al.	D25/138
D653,779 S *	2/2012	Damen et al.	D25/138
D659,409 S *	5/2012	Grum-Schwensen	D5/66
D699,865 S *	2/2014	Schober et al.	D25/105
2004/0202800 A1 *	10/2004	Schober	428/13
2008/0102255 A1 *	5/2008	Yang	428/195.1

* cited by examiner

Primary Examiner — Susan Bennett Hattan

Assistant Examiner — Janice Hallmark

(57) **CLAIM**

We claim the ornamental design for an architectural panel with natural branch embossed surface, as shown and described.

DESCRIPTION

FIG. 1 is a perspective view of an architectural panel with natural branch embossed surface, showing our new design

FIG. 2 is a front view of the architectural panel with natural branch embossed surface.

FIG. 3 is a back view of the architectural panel with natural branch embossed surface.

FIG. 4 is a left side view of the architectural panel with natural branch embossed surface.

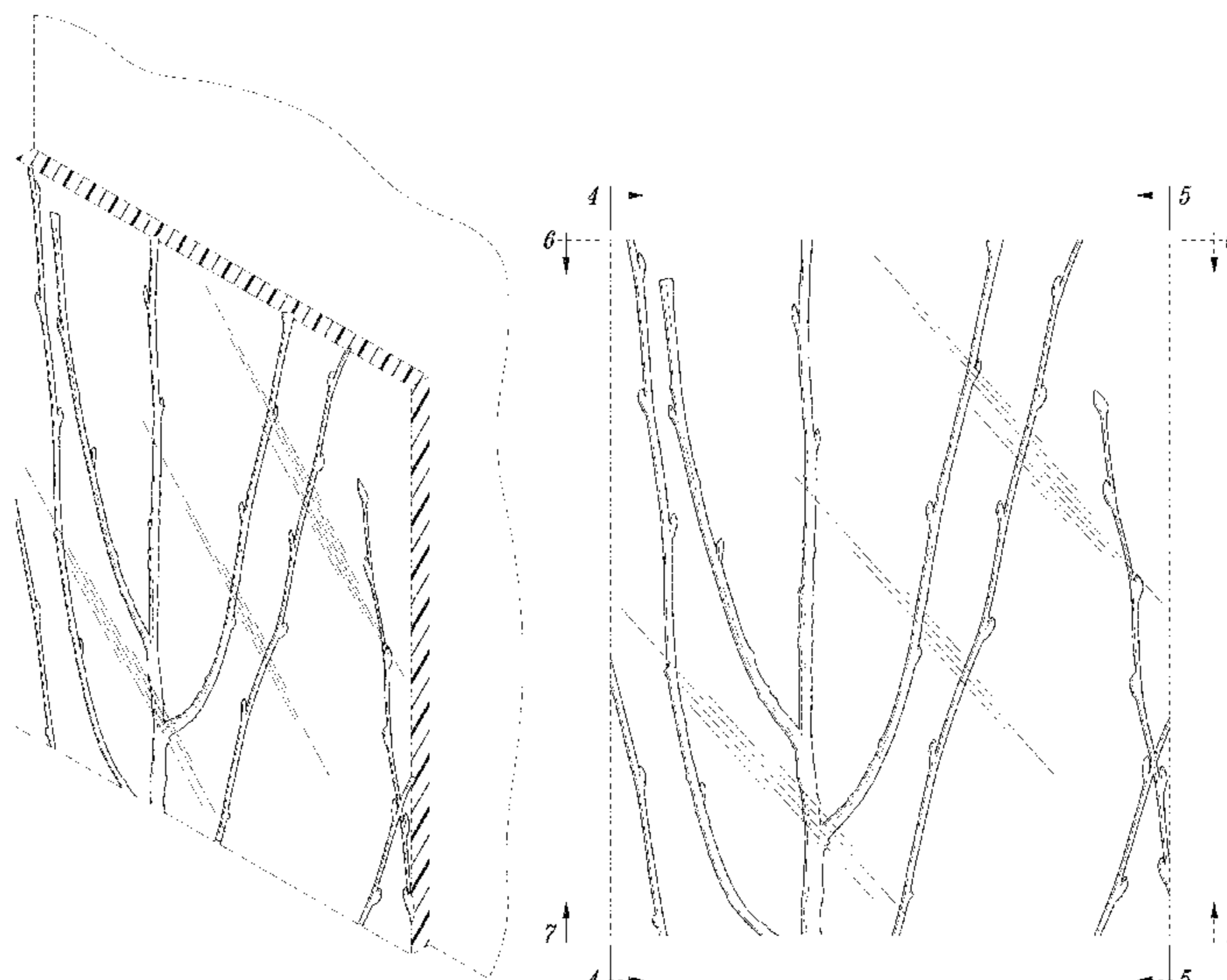
FIG. 5 is a right side view of the architectural panel with natural branch embossed surface.

FIG. 6 is a top view of the architectural panel with natural branch embossed surface; and,

FIG. 7 is a bottom view of the architectural panel with natural branch embossed surface.

The broken lines adjacent to the shaded portions of the design depict the bounds of the claim and all other broken lines depict environmental subject matter. All broken lines form no part of the claim.

1 Claim, 4 Drawing Sheets



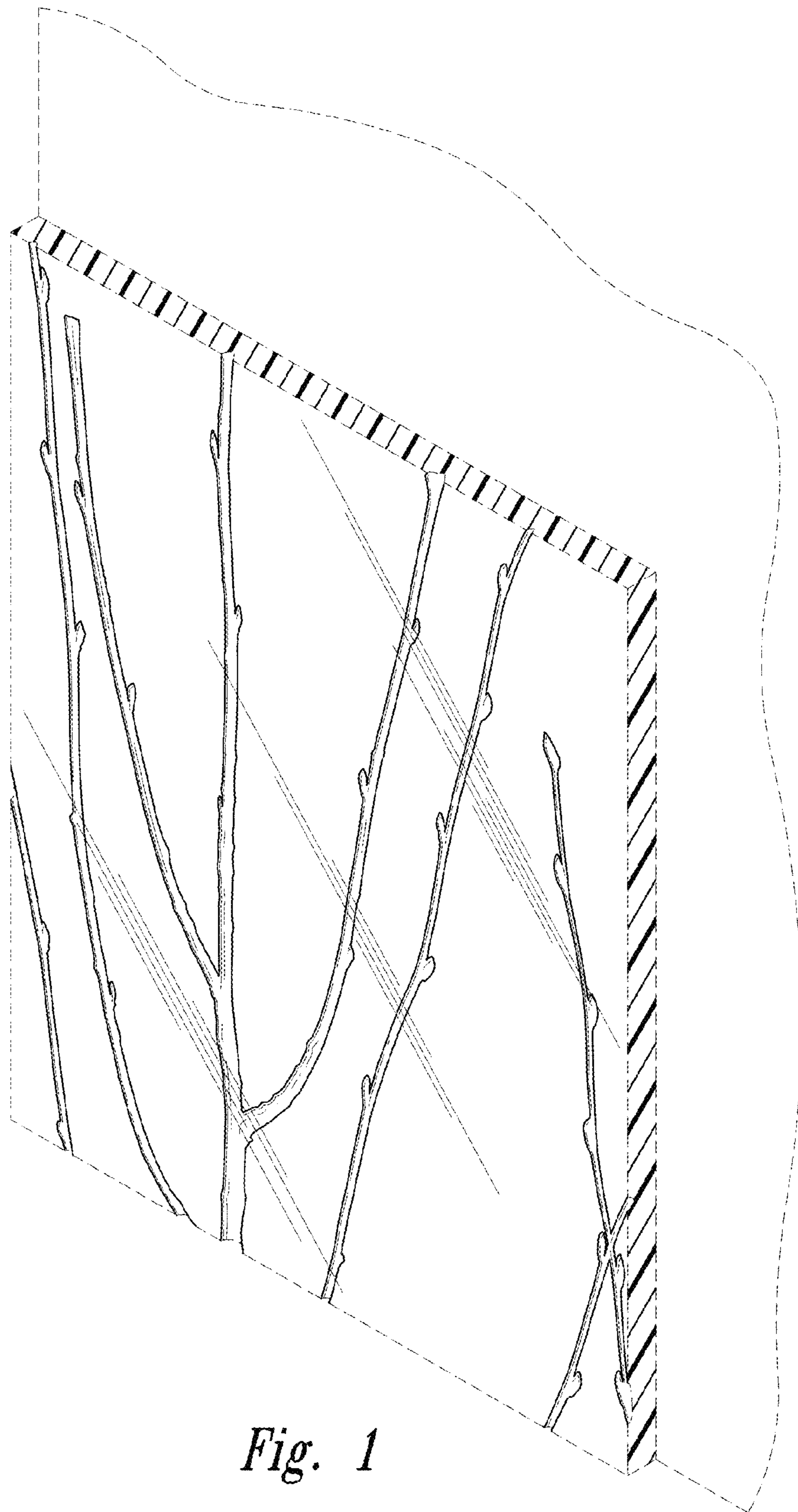


Fig. 1




Fig. 2



Fig. 3



Fig. 4



Fig. 5




Fig. 6



Fig. 7