



US00D706952S

(12) **United States Design Patent**
Sanchez Rodriguez

(10) **Patent No.:** **US D706,952 S**
(45) **Date of Patent:** **** Jun. 10, 2014**

(54) **PANEL**

(76) Inventor: **Maricela Sanchez Rodriguez**, Corpus Christi, TX (US)

(**) Term: **14 Years**

(21) Appl. No.: **29/429,996**

(22) Filed: **Aug. 20, 2012**

(51) **LOC (10) Cl.** **25-02**

(52) **U.S. Cl.**
USPC **D25/48.8**

(58) **Field of Classification Search**
USPC D25/138, 163, 157, 158, 160, 48.8,
D25/153; 52/87, 177, 385, 384, 392, 591.2,
52/311.1, 311.3, 314, 316, 389, 302.1,
52/309.1, 309.3; 428/33, 172, 48, 49, 50,
428/52

See application file for complete search history.

(56) **References Cited**

U.S. PATENT DOCUMENTS

2,995,224 A * 8/1961 Butler et al. 52/663
3,115,958 A * 12/1963 Sabel et al. 52/663
D269,380 S * 6/1983 d'Avila D25/48.8

D593,220 S * 5/2009 Reed D25/153
D622,411 S * 8/2010 Webber et al. D25/48.8
2007/0000195 A1* 1/2007 Garces et al. 52/204.61

* cited by examiner

Primary Examiner — Doris Clark
(74) *Attorney, Agent, or Firm* — Ferrell's PLLC; M. Susan Spiering; Michael W. Ferrell

(57) **CLAIM**
The ornamental design for a panel, as shown and described.

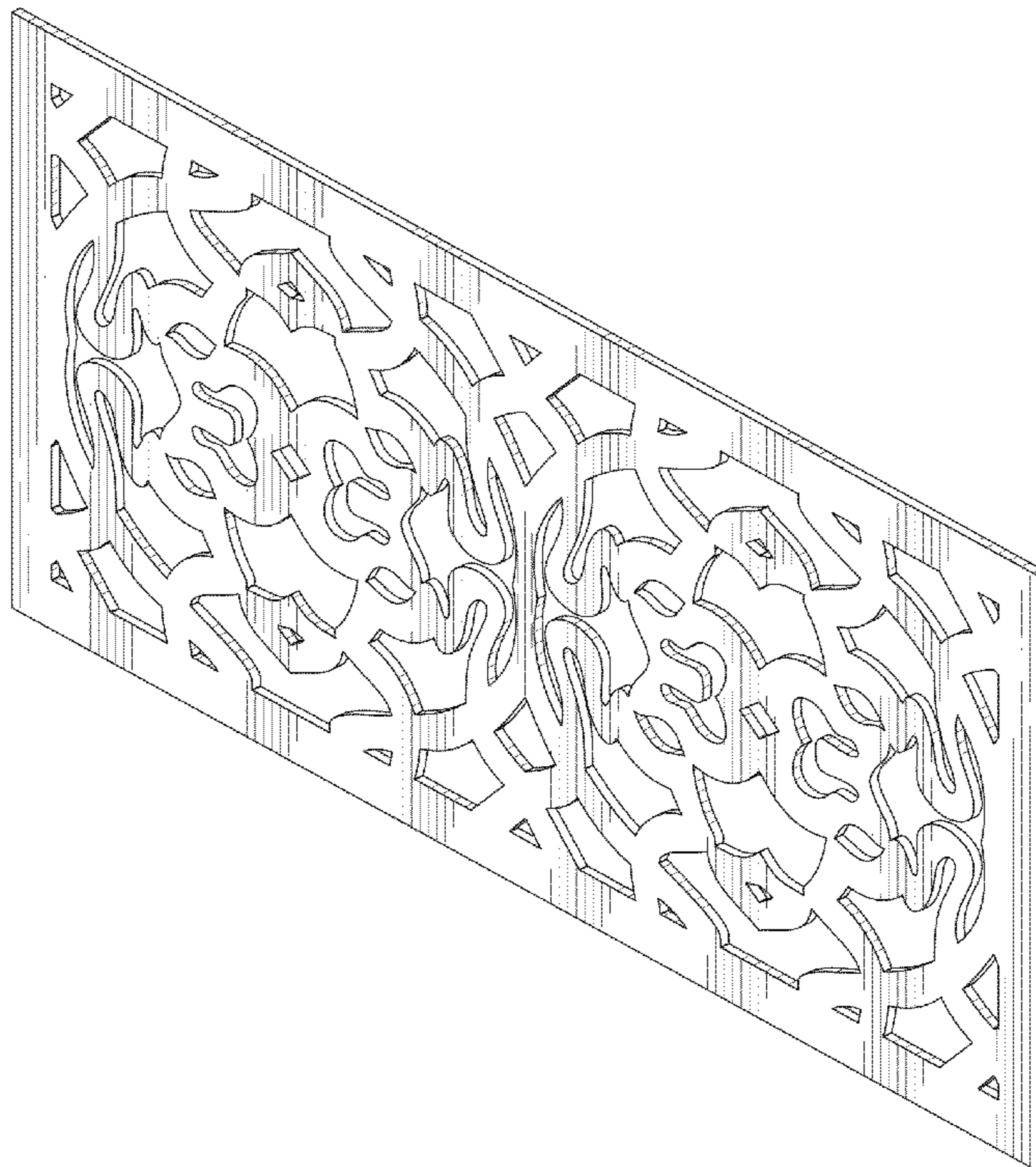
DESCRIPTION

A portion of the disclosure of this patent document contains material to which a claim for copyright is made. The copyright owner has no objection to the facsimile reproduction by anyone of the patent document or the patent disclosure as it appears in the Patent and Trademark Office patent file or records, but reserves all other copyright rights whatsoever.

FIG. 1 is a perspective view of a panel;
FIG. 2 is a front view in elevation of the panel of FIG. 1 showing a repeat pattern in dotted lines;
FIG. 3 is a rear view in elevation of the panel of FIG. 1;
FIG. 4 is a left end view in elevation of the panel of FIG. 1;
FIG. 5 is a right end view in elevation of the panel of FIG. 1;
FIG. 6 is a top view of the panel of FIG. 1; and,
FIG. 7 is a bottom view of the panel of FIG. 1.

The broken lines indicate a repeating pattern unit in a panel and are for illustrative purposes only, forming no part of the claimed design.

1 Claim, 2 Drawing Sheets



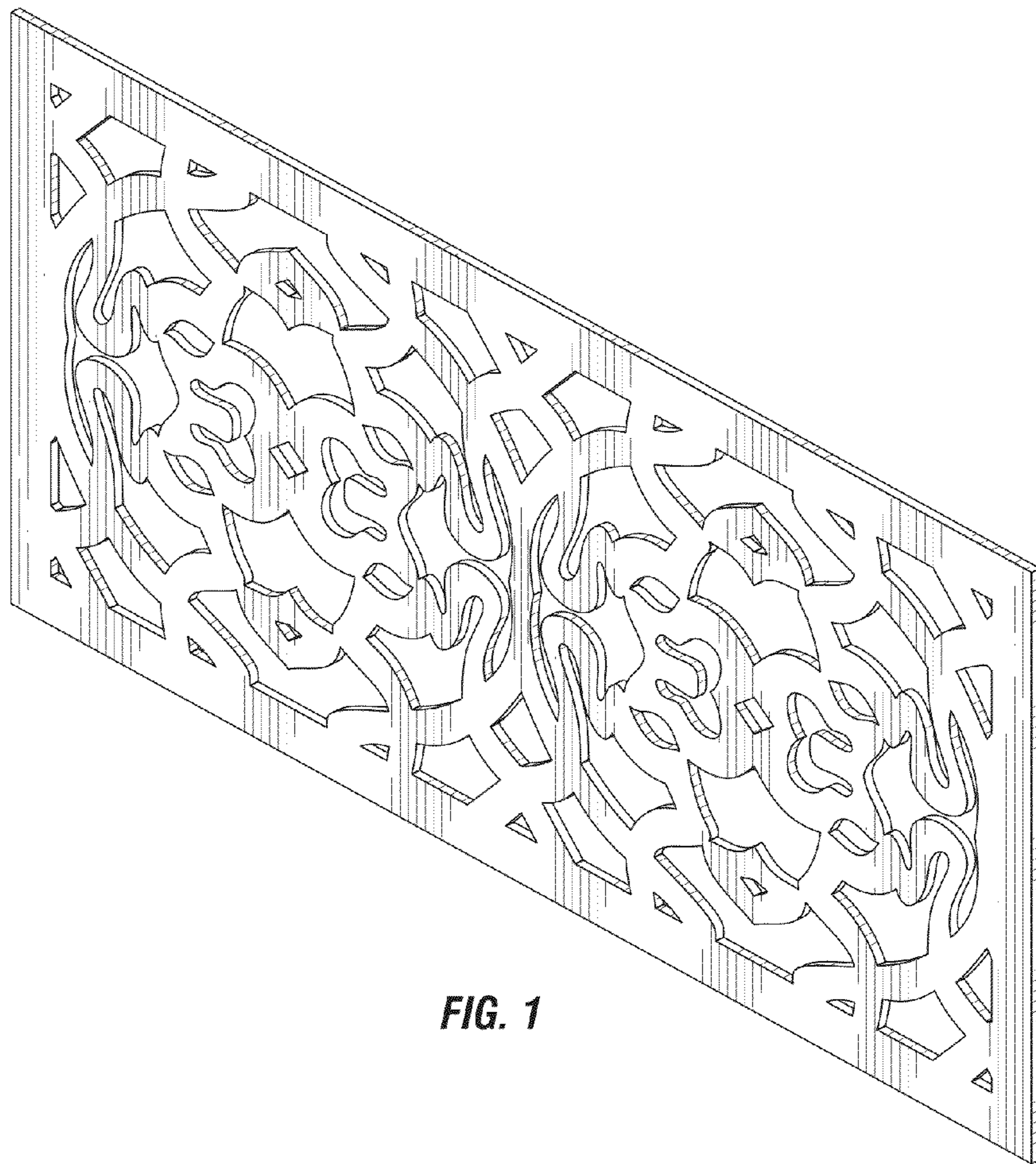


FIG. 1




FIG. 2




FIG. 3



FIG. 4

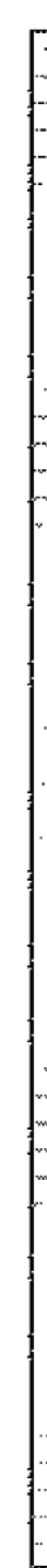


FIG. 5




FIG. 6




FIG. 7