

US00D706951S

(12) **United States Design Patent**
Xu

(10) **Patent No.:** **US D706,951 S**
(45) **Date of Patent:** **** Jun. 10, 2014**

(54) **ARTIFICIAL FENCE**

(71) Applicant: **Shihu Xu**, TaiZhou (CN)

(72) Inventor: **Shihu Xu**, TaiZhou (CN)

(73) Assignee: **Zhejiang Minzo New Materials Co., Ltd**, Taizhou (CN)

(**) Term: **14 Years**

(21) Appl. No.: **29/444,603**

(22) Filed: **Jan. 31, 2013**

(30) **Foreign Application Priority Data**

Oct. 15, 2012 (CN) 2012 3 0490414

(51) **LOC (10) Cl.** **25-02**

(52) **U.S. Cl.**
USPC **D25/40**

(58) **Field of Classification Search**
USPC D25/40; 256/1, 5, 19, 20, 24, 45, 46;
428/27, 99; 47/65.9

See application file for complete search history.

(56) **References Cited**

U.S. PATENT DOCUMENTS

D46,308 S *	8/1914	Beistle	D25/40
1,648,021 A *	11/1927	Labram	428/27
2,670,182 A *	2/1954	Oberwerger	256/1
2004/0255513 A1 *	12/2004	Becker	47/65.9
2008/0241433 A1 *	10/2008	Li	428/27

* cited by examiner

Primary Examiner — Doris Clark

(74) *Attorney, Agent, or Firm* — Minder Law Group; Willy H. Wong

(57) **CLAIM**

The ornamental design for an artificial fence, as shown and described.

DESCRIPTION

FIG. 1 is a perspective view of an artificial fence showing my new design;

FIG. 2 is a front view thereof;

FIG. 3 is a rear view thereof;

FIG. 4 is a side view thereof;


FIG. 5 is another side view thereof;

FIG. 6 is a bottom view thereof; and,

FIG. 7 is a top view thereof.

The invention pertains to an ornamental design for an article of manufacture. The article is not limited to the scale shown herein.

1 Claim, 5 Drawing Sheets






Fig. 1




Fig. 2




Fig. 3




Fig. 4



Fig. 5




Fig. 6




Fig. 7