



US00D706950S

(12) **United States Design Patent**
Xu

(10) **Patent No.:** **US D706,950 S**
(45) **Date of Patent:** **** Jun. 10, 2014**

- (54) **ARTIFICIAL FENCE**
- (71) Applicant: **Shihu Xu**, Taizhou (CN)
- (72) Inventor: **Shihu Xu**, Taizhou (CN)
- (73) Assignee: **Zhejiang Minzo New Materials Co., Ltd**, Taizhou (CN)
- (**) Term: **14 Years**
- (21) Appl. No.: **29/436,404**
- (22) Filed: **Nov. 6, 2012**
- (30) **Foreign Application Priority Data**
Aug. 3, 2012 (CN) 2012 3 0361655
- (51) **LOC (10) Cl.** **25-02**
- (52) **U.S. Cl.**
USPC **D25/40**
- (58) **Field of Classification Search**
USPC D25/40; 256/1, 5, 19, 20, 24, 45, 46;
428/27, 99; 47/65.9
See application file for complete search history.

2,670,182	A *	2/1954	Oberwerger	256/1
2,799,480	A	7/1957	Reginald		
6,226,949	B1	5/2001	Huber		
RE39,379	E	11/2006	Wechsler		
7,716,873	B2	5/2010	Irwin		
D653,769	S	2/2012	Wang		
2004/0255513	A1*	12/2004	Becker	47/65.9
2008/0241433	A1*	10/2008	Li	428/27

* cited by examiner

Primary Examiner — Doris Clark
(74) *Attorney, Agent, or Firm* — Minder Law Group; Willy H. Wong


(57) **CLAIM**
The ornamental design for an artificial fence, as shown and described.

DESCRIPTION

FIG. 1 is a perspective view of an artificial fence showing my new design;
FIG. 2 is another perspective view thereof;
FIG. 3 is a front view thereof;
FIG. 4 is a rear view thereof;
FIG. 5 is a side view thereof;
FIG. 6 is another side view thereof;
FIG. 7 is a top view thereof; and,
FIG. 8 is a bottom view thereof.
The invention pertains to an ornamental design for an article of manufacture. The article is not limited to the scale shown herein.

1 Claim, 6 Drawing Sheets

- (56) **References Cited**
U.S. PATENT DOCUMENTS
518,466 A 4/1894 Neil
D46,308 S * 8/1914 Beistle D25/40
1,648,021 A * 11/1927 Labram 428/27
D171,325 S 1/1954 Yellin






Fig. 1




Fig. 2




Fig. 3




Fig. 4




Fig. 5




Fig. 6




Fig. 7



Fig. 8