



US00D706948S

(12) **United States Design Patent**
Ahearn

(10) **Patent No.:** **US D706,948 S**
(45) **Date of Patent:** **** Jun. 10, 2014**

(54) **COMFORT MEDIA STATION**

(71) Applicant: **David J Ahearn**, Little Compton, RI
(US)

(72) Inventor: **David J Ahearn**, Little Compton, RI
(US)

(**) Term: **14 Years**

(21) Appl. No.: **29/440,867**

(22) Filed: **Dec. 28, 2012**

(51) **LOC (10) Cl.** **24-01**

(52) **U.S. Cl.**
USPC **D24/234**

(58) **Field of Classification Search**
USPC D23/271, 274, 284; 4/631, 638;
D24/234, 185; D6/641-642, 698, 568,
D6/654

See application file for complete search history.

(56) **References Cited**

U.S. PATENT DOCUMENTS

2,894,794	A	7/1959	Mays	
3,041,957	A	7/1962	Liptay	
4,408,543	A	10/1983	Griffin	
4,443,194	A	4/1984	Fuchs	
D275,032	S *	8/1984	Maher et al.	D24/234
D287,748	S	1/1987	Landan et al.	
4,830,614	A	5/1989	Schricker et al.	
4,934,933	A	6/1990	Fuchs	
D331,100	S	11/1992	Jacobsen et al.	
5,706,678	A *	1/1998	Sasaki	4/638
5,745,946	A	5/1998	Thrasher et al.	
5,878,536	A	3/1999	Demmitt et al.	
6,085,665	A	7/2000	Smith et al.	
D457,249	S *	5/2002	Gilbert	D24/234
6,463,862	B1	10/2002	Kuhlman et al.	
7,178,469	B2	2/2007	Goza	
7,311,657	B2	12/2007	Boone et al.	
7,625,208	B2	12/2009	Warner	
D628,701	S *	12/2010	Nordgren et al.	D24/185

7,997,211	B2	8/2011	Peterson et al.
2005/0162051	A1	7/2005	Madsen et al.
2009/0127306	A1	5/2009	Mims et al.
2010/0275820	A1	11/2010	Damm et al.

OTHER PUBLICATIONS

Clevedent Systems—The Complete Timesaver System, “http://www.clevedent.com/treatment-delivery-systems/complete-timesaver-system” pp. 1-4 Accessed Mar. 21, 2012.

Clevedent Systems—Design Ergonomics, “http://www.clevedent.com/product-comparison/design-ergonomics” pp. 1-2, Accessed Mar. 21, 2012.

A-dec Inc.—Preference Collection Treatment Console, “http://us.a-dec.com/en/Products/Dental-Cabinets/TreatmentConsole”—Accessed Mar. 21, 2012.

* cited by examiner

Primary Examiner — Robert Delehanty

(74) *Attorney, Agent, or Firm* — Barlow, Josephs & Holmes, Ltd.

(57) **CLAIM**

The ornamental design for a comfort media station, as shown and described.

DESCRIPTION

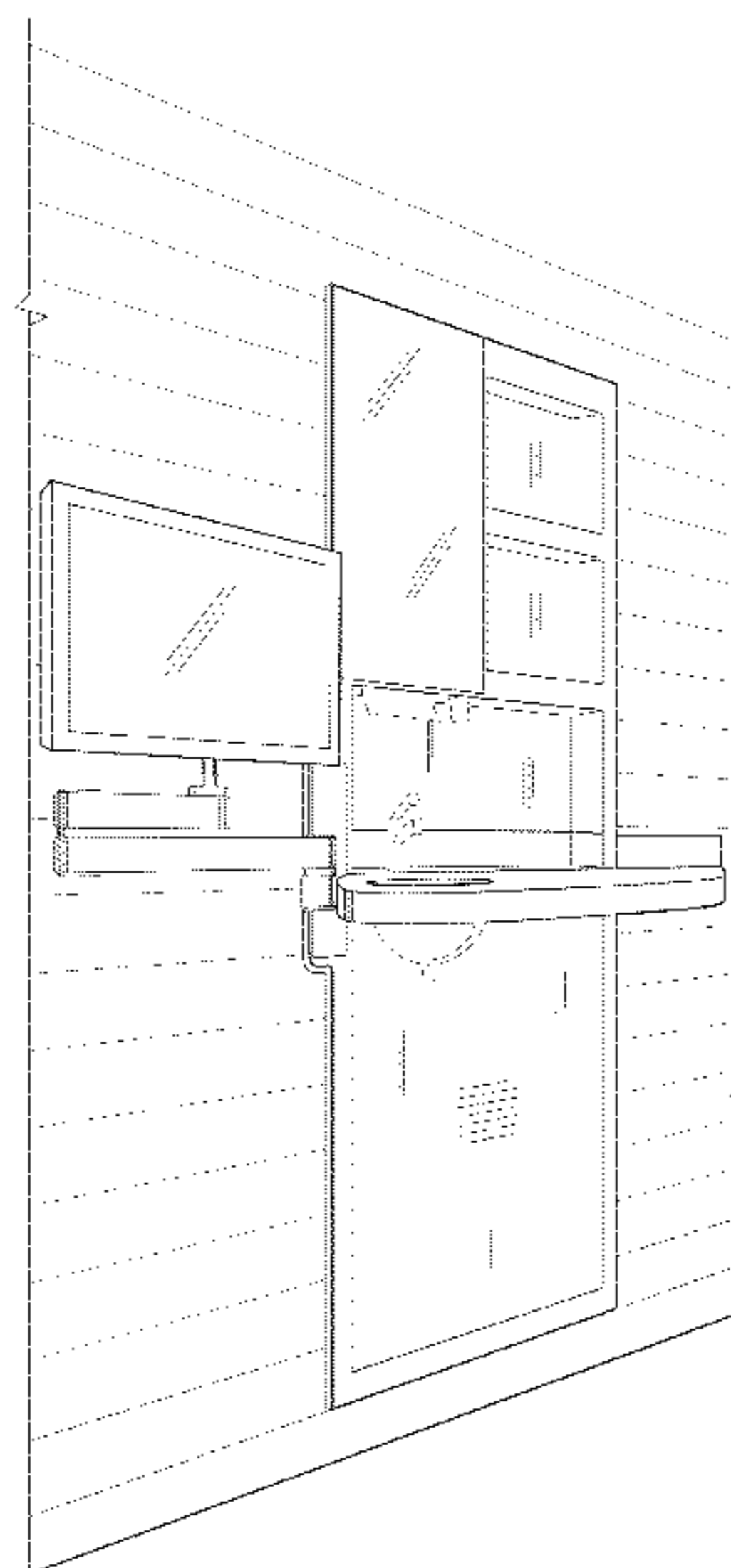
FIG. 1 is a front view of the comfort media station in accordance with the invention, the broken lines forming no part of the claimed design;

FIG. 2 is side perspective view thereof, the broken lines forming no part of the claimed design; and,

FIG. 3 is a top view of FIG. 1 taken along line 3-3, the broken lines forming no part of the claimed design.

The broken lines shown in the drawings illustrate portions of the comfort media station and environmental structures that form no part of the claimed design. The jagged lines in the drawings indicate the design has no specific length.

1 Claim, 3 Drawing Sheets



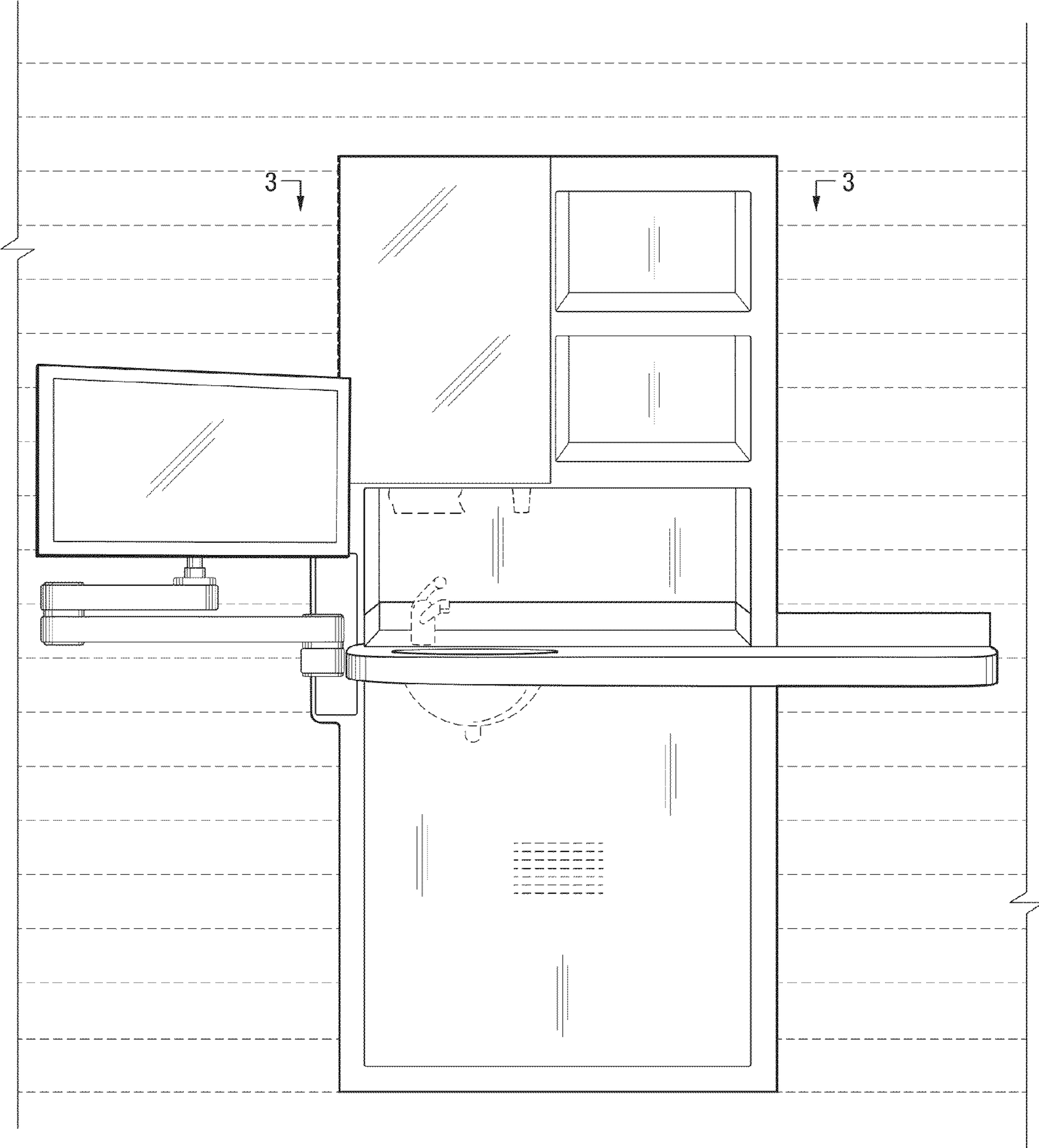


Fig. 1




Fig. 2

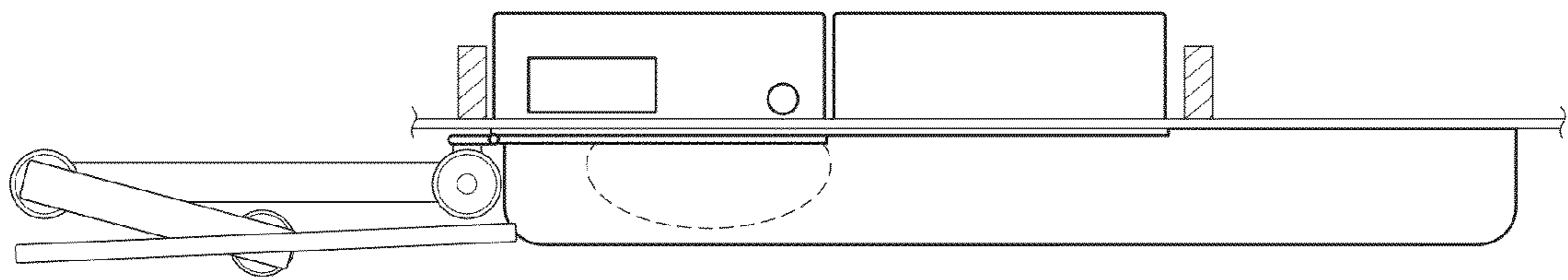


Fig. 3