



US00D706924S

(12) **United States Design Patent**
Ryshkus et al.

(10) **Patent No.:** **US D706,924 S**
(45) **Date of Patent:** **** Jun. 10, 2014**

- (54) **SUPERIOR ACETABULAR RETRACTOR**
- (71) Applicant: **Greatbatch Ltd.**, Clarence, NY (US)
- (72) Inventors: **Chad E. Ryshkus**, Kansasville, WI (US); **Jonathan P. Crandall**, Fort Wayne, IN (US); **Douglas J. Roger**, Rancho Mirage, CA (US)
- (73) Assignee: **Greatbatch Ltd.**, Clarence, NY (US)

D395,510 S	6/1998	Furnish
D442,687 S	5/2001	Schulz
D449,689 S	10/2001	Comeau et al.
6,428,472 B1	8/2002	Haas
6,679,888 B2	1/2004	Green
6,855,149 B2	2/2005	Dye
6,926,728 B2	8/2005	Zucherman et al.
D522,140 S	5/2006	Stalcup et al.
D523,142 S	6/2006	Stalcup et al.

(Continued)

- (**) Term: **14 Years**
- (21) Appl. No.: **29/433,339**
- (22) Filed: **Sep. 28, 2012**

FOREIGN PATENT DOCUMENTS

CN	201356580	12/2009
EP	0986329	11/2009
JP	2003310624	11/2003

OTHER PUBLICATIONS

Innomed, Bent Hohmann Retractors.

(Continued)

Primary Examiner — Bridget L Eland

(74) *Attorney, Agent, or Firm* — Steven W. Winn

Related U.S. Application Data

- (63) Continuation-in-part of application No. 13/194,176, filed on Jul. 29, 2011.
- (51) **LOC (10) Cl.** **24-02**
- (52) **U.S. Cl.**
USPC **D24/135**
- (58) **Field of Classification Search**
USPC D24/133, 135, 140; 606/191; 600/201, 600/210
See application file for complete search history.

(57) **CLAIM**

The ornamental design for a superior acetabular retractor, as shown and described.

DESCRIPTION

FIG. 1 is a perspective view of a superior acetabular retractor according to the present ornamental design.

FIG. 2 is a first end plan view of the superior acetabular retractor shown in FIG. 1.

FIG. 3 is a top view of the superior acetabular retractor shown in FIG. 1.

FIG. 4 is a side view of the superior acetabular retractor shown in FIG. 1; and,

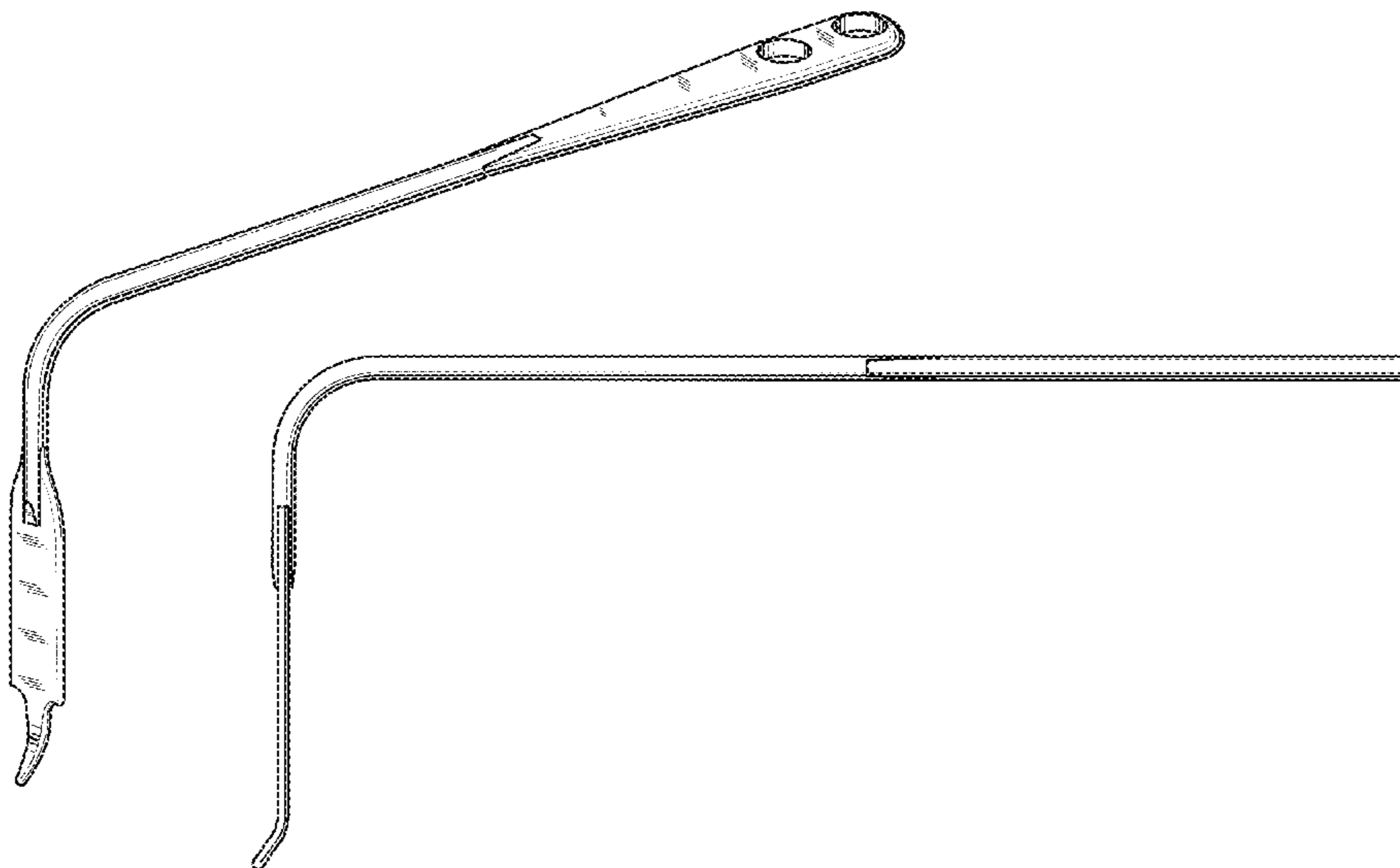
FIG. 5 is a second end plan view of the superior acetabular retractor shown in FIG. 1.

1 Claim, 5 Drawing Sheets

(56) **References Cited**

U.S. PATENT DOCUMENTS

3,381,685 A	5/1968	von Solbrig
3,955,568 A	5/1976	Neufeld
D275,227 S	8/1984	Garner
4,642,121 A	2/1987	Keller
4,934,352 A	6/1990	Sullivan
D318,116 S	7/1991	Michelson
5,217,463 A	6/1993	Mikhail
5,308,349 A *	5/1994	Mikhail 606/88
5,351,680 A	10/1994	Jung
D393,318 S	4/1998	Wolter
5,743,853 A	4/1998	Lauderdale



(56)

References Cited

U.S. PATENT DOCUMENTS

D531,310 S 10/2006 Wolter
 7,214,186 B2 5/2007 Ritland
 D568,471 S 5/2008 Engler
 7,468,077 B2 12/2008 Rochetin
 D589,145 S 3/2009 Miller
 D628,291 S 11/2010 Palmer et al.
 D629,896 S 12/2010 Horton
 7,909,848 B2 3/2011 Patel et al.
 D658,285 S * 4/2012 Ryshkus et al. D24/135
 D658,286 S * 4/2012 Ryshkus et al. D24/135
 D658,287 S * 4/2012 Ryshkus et al. D24/135
 D658,288 S * 4/2012 Ryshkus et al. D24/135
 D658,289 S * 4/2012 Ryshkus et al. D24/135
 D658,290 S * 4/2012 Ryshkus et al. D24/135

D695,897 S * 12/2013 Splieth et al. D24/135
 2005/0059978 A1 3/2005 Sherry et al.
 2005/0182301 A1 8/2005 Acker et al.
 2007/0021655 A1 1/2007 Sayeg
 2007/0060795 A1 3/2007 Vayser et al.
 2007/0066872 A1 3/2007 Morrison et al.
 2007/0208226 A1 9/2007 Grey et al.
 2007/0260122 A1 * 11/2007 Murphy 600/201
 2009/0216089 A1 8/2009 Davidson

OTHER PUBLICATIONS

Innomed, Cobra Retractors.
 Innomed, Minimally Invasive Hip Surgery Retractors.
 Innomed, Mueller-Type Femoral Neck Retractor.

* cited by examiner

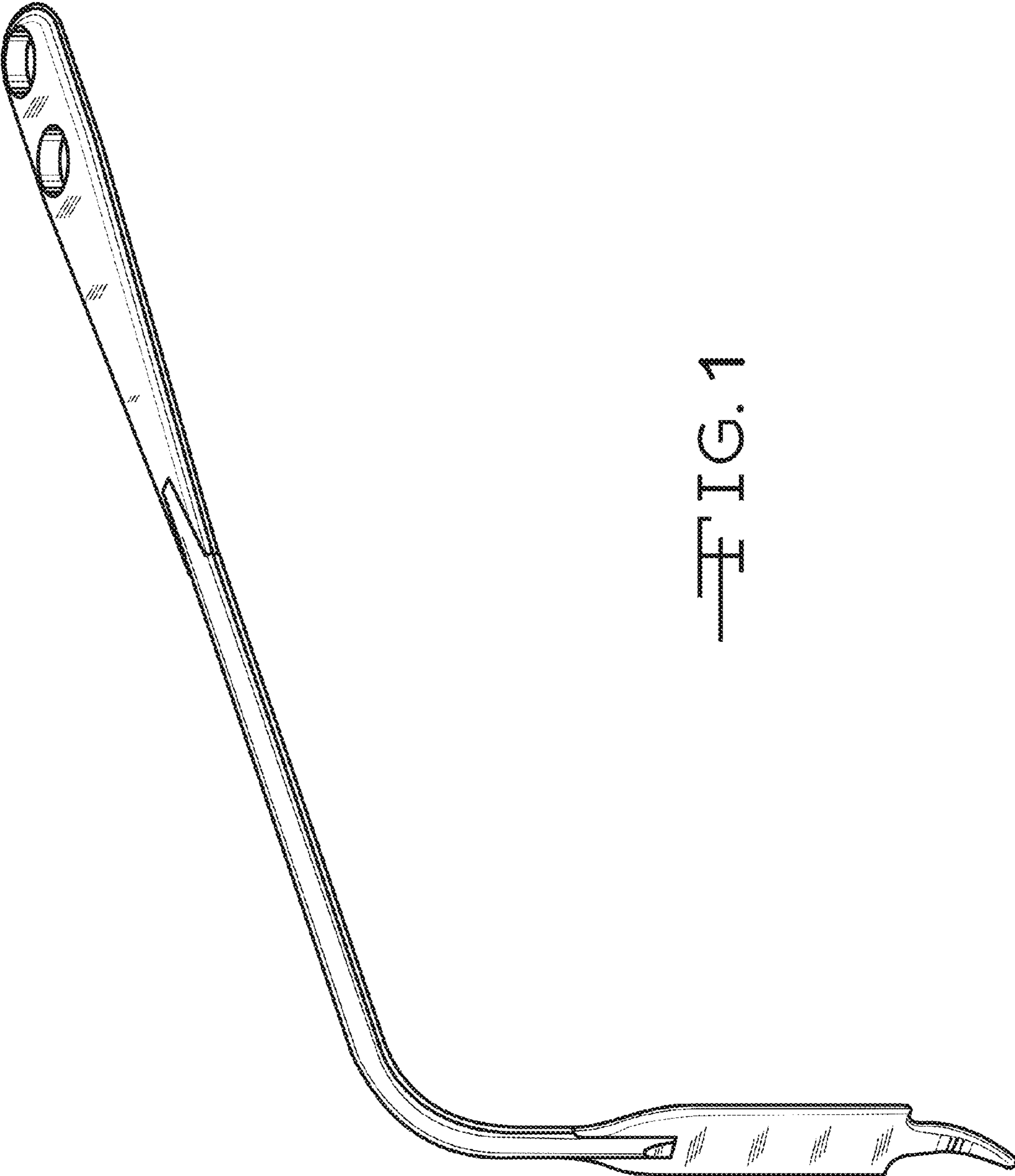


FIG. 1

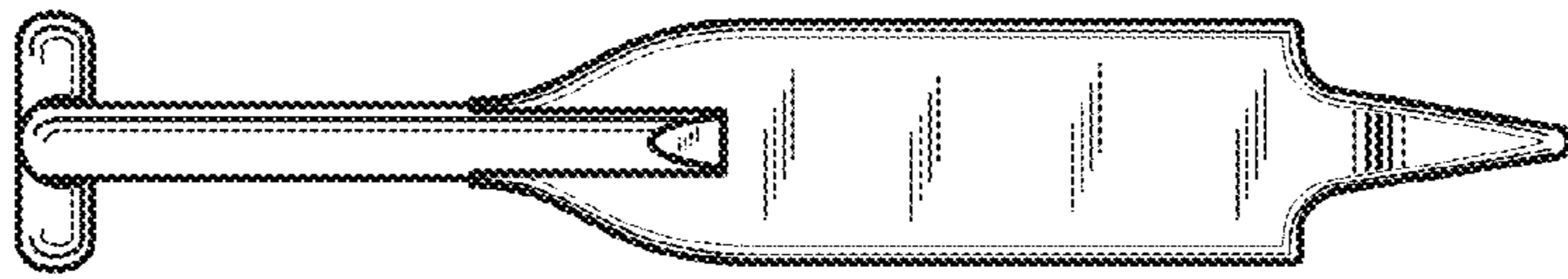


FIG. 2

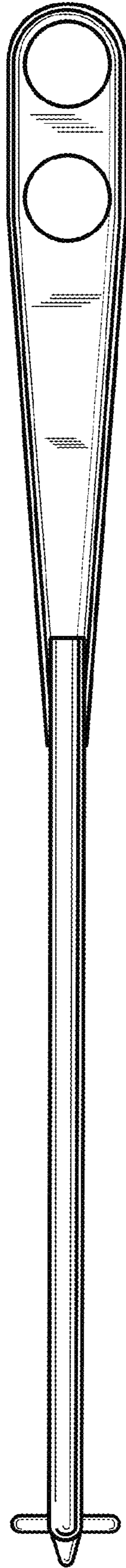


FIG. 3

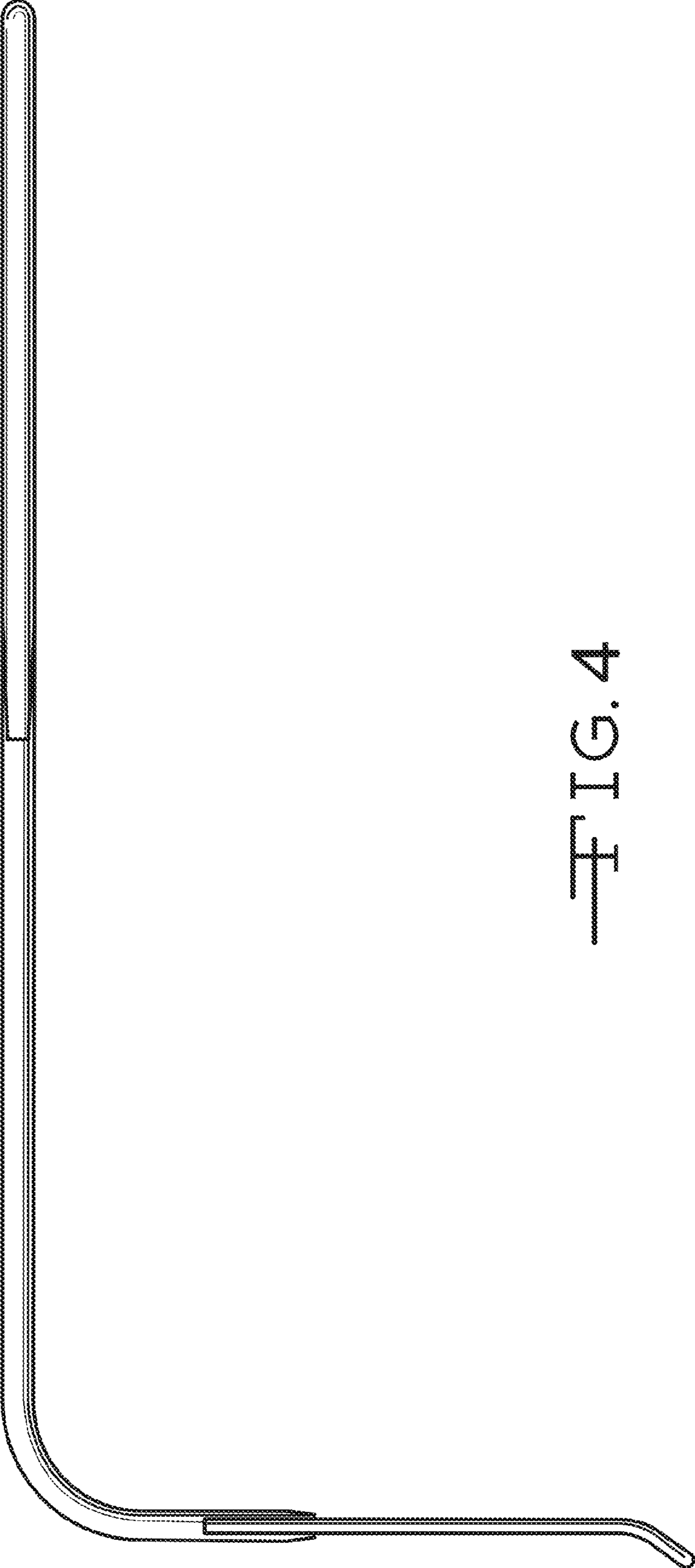


FIG. 4

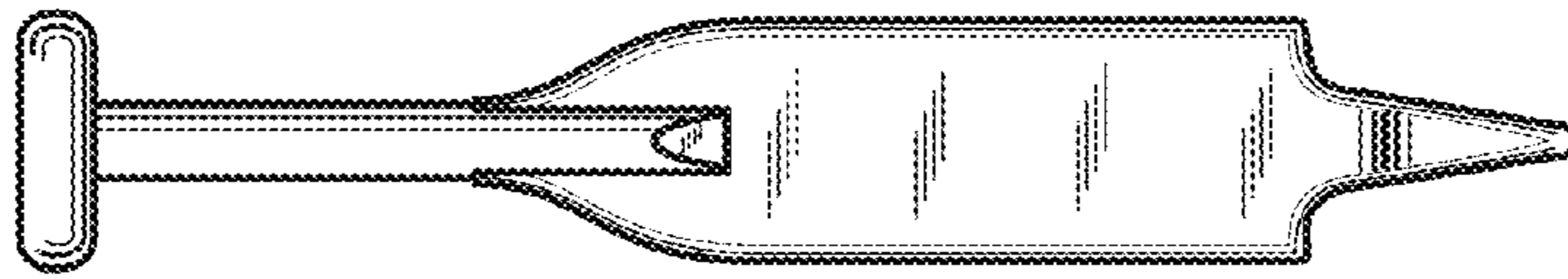


FIG. 5