



US00D706913S

(12) **United States Design Patent**
Toms

(10) **Patent No.:** **US D706,913 S**
(45) **Date of Patent:** **** Jun. 10, 2014**

(54) **SHOWER TRAY**

(71) Applicant: **Impey Showers Limited**, Bridgnorth
(GB)

(72) Inventor: **Matthew Jason Toms**, Chard (GB)

(73) Assignee: **Impey Showers Limited**, Bridgnorth
(GB)

(**) Term: **14 Years**

(21) Appl. No.: **29/464,456**

(22) Filed: **Aug. 16, 2013**

(30) **Foreign Application Priority Data**

Jul. 2, 2013 (EM) 001377022-0002

(51) **LOC (10) Cl.** **23-02**

(52) **U.S. Cl.**
USPC **D23/304**

(58) **Field of Classification Search**
USPC D23/275, 283, 303-305; 4/552, 596,
4/661

See application file for complete search history.

(56) **References Cited**

U.S. PATENT DOCUMENTS

3,593,347	A	7/1971	Nemiroff	
3,937,497	A	2/1976	Studer	
5,243,716	A	9/1993	Zaccai	
D351,019	S *	9/1994	Moore et al.	D23/283
D354,117	S *	1/1995	Nations	D23/283
6,886,190	B2	5/2005	Tompane	
7,007,315	B2 *	3/2006	Stonecipher	4/613
8,230,535	B2 *	7/2012	Kik et al.	4/613
2009/0119831	A1	5/2009	Grave et al.	

FOREIGN PATENT DOCUMENTS

AU	710604	9/1999
DE	1803775	6/1969

DE	3627807	2/1988
EM	001377022-0001	7/2013
EM	001377022-0002	7/2013
EP	078593	11/1983
EP	0717951	6/1996
GB	915410	1/1963
GB	1508594	4/1978
GB	1591369	6/1981
JP	2007278032	10/2007

OTHER PUBLICATIONS

International Search Report for International Patent Application
Serial No. PCT/GB2006/003867, mailed Mar. 5, 2006.

Letter to the European Patent Office, signed by A.N. Hocking,
“Observations by Third Party on Patentability”, May 24, 2010, pp.
1-5.

* cited by examiner

Primary Examiner — Robert Delehanty

(74) *Attorney, Agent, or Firm* — Banner & Witcoff, Ltd.

(57) **CLAIM**

The ornamental design for a shower tray, as shown and
described.

DESCRIPTION

FIG. 1 is a top, front, right perspective view of a shower tray
showing my new design;

FIG. 2 is a top view thereof;

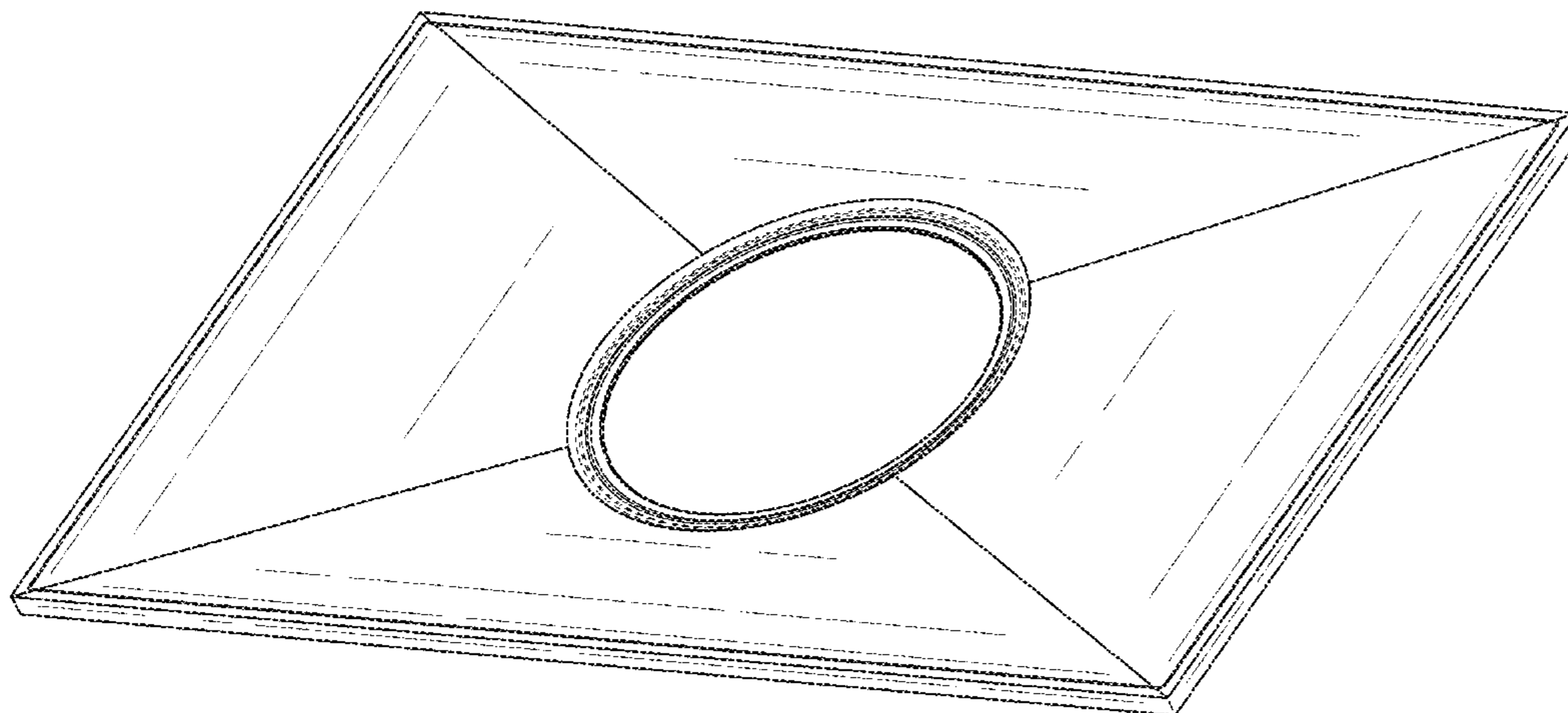
FIG. 3 is a front view thereof, the rear view being a mirror
image thereof;

FIG. 4 is a right side view thereof, the left side view being a
mirror image thereof; and,

FIG. 5 is an enlarged view of the region identified by the
number “5” in FIG. 2 thereof.

The even-length broken lines showing the remainder of the
shower tray are for environmental purposes only and form no
part of the claimed design. In FIG. 2, the uneven-length
broken lines identified by the number “5” adjacent to the
shaded area do not form part of the claimed design and only
serve to illustrate the region drawn enlarged in FIG. 5.

1 Claim, 4 Drawing Sheets



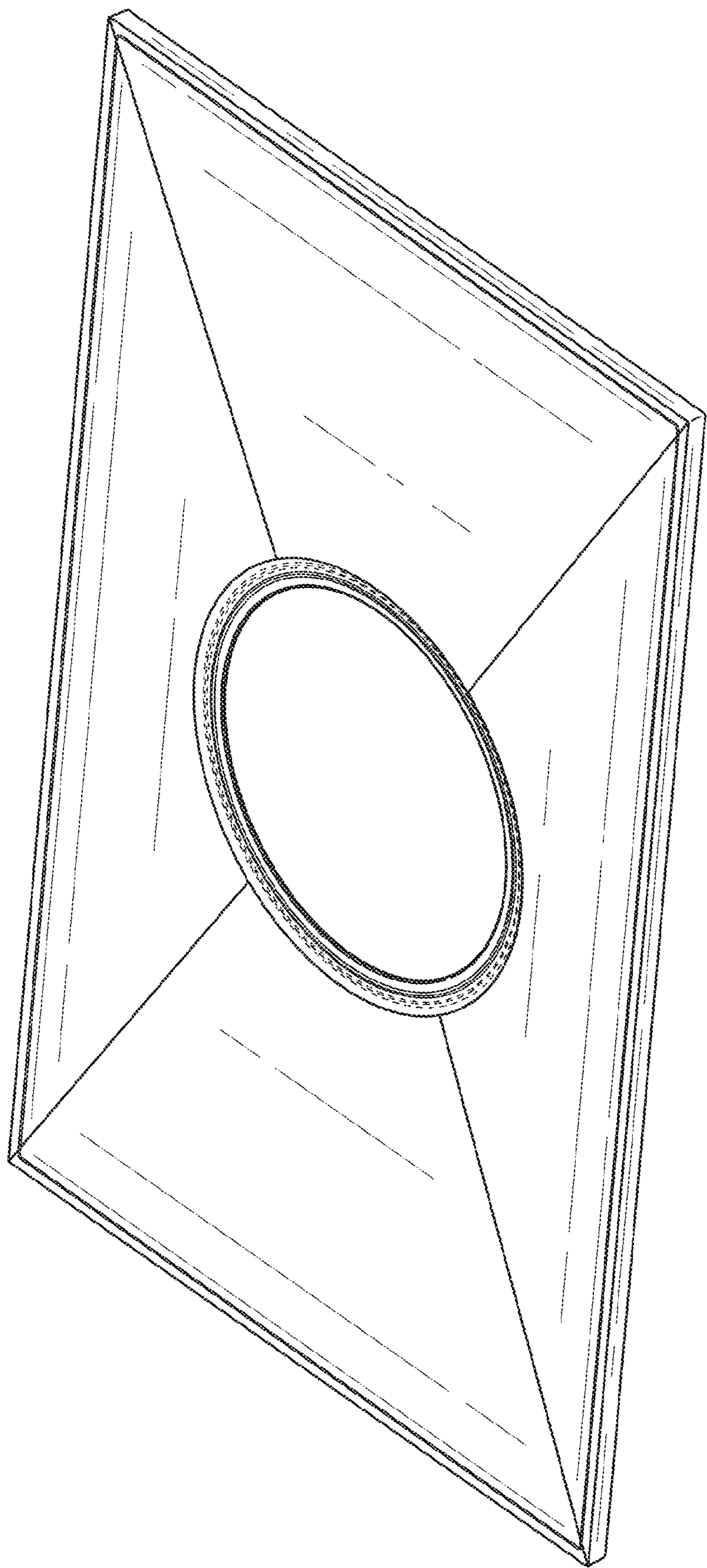


FIG. 1

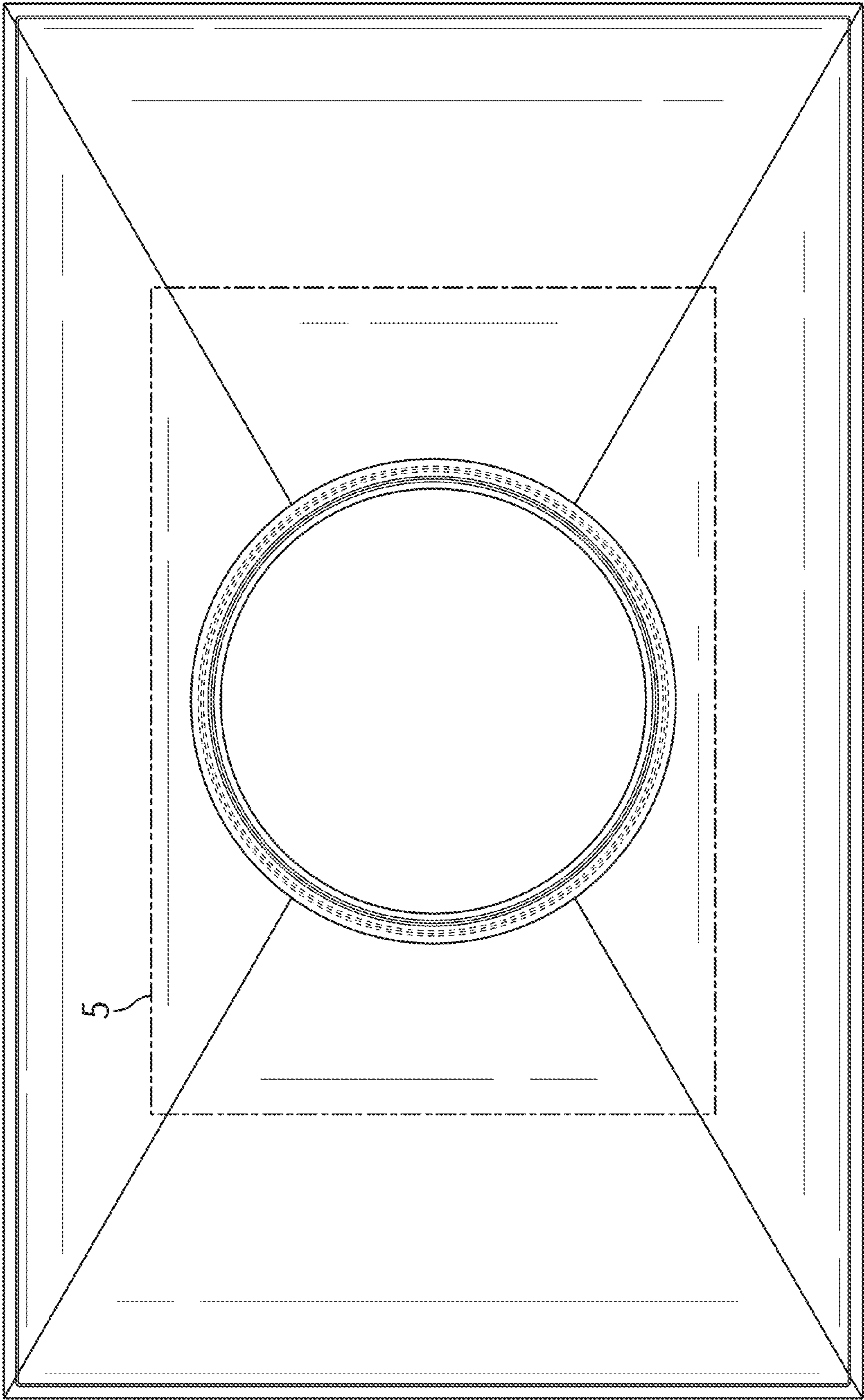


FIG. 2



FIG. 3



FIG. 4

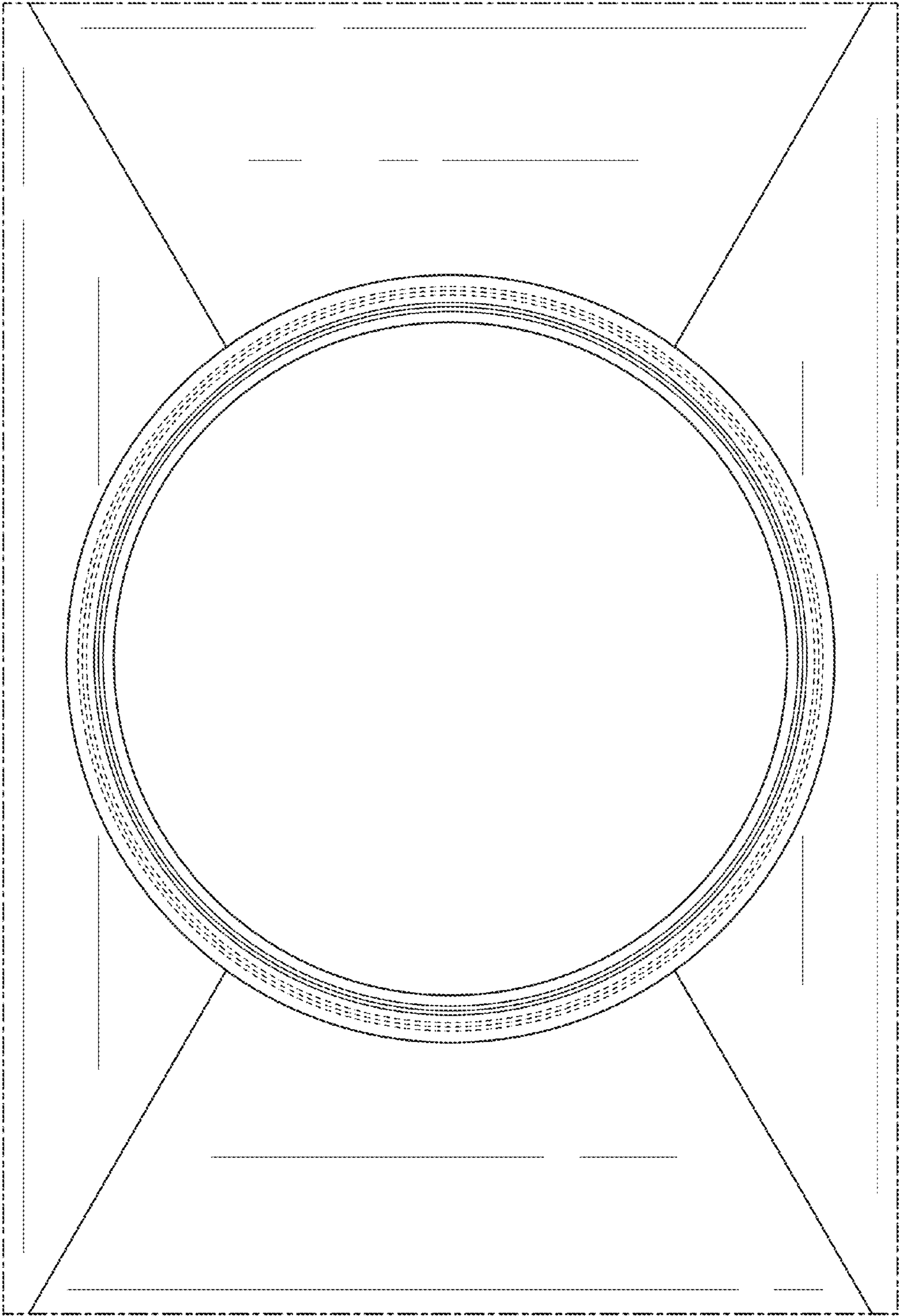


FIG. 5