



US00D706901S

(12) **United States Design Patent**
Hagen et al.

(10) **Patent No.:** **US D706,901 S**
(45) **Date of Patent:** **** Jun. 10, 2014**

(54) **WATER SOFTENER JACKET**

(75) Inventors: **Ron Hagen**, Kitchener (CA); **Laura Greenway-Balnar**, Puslinch (CA)

(73) Assignee: **Greenway Home Products Ltd.**, Guelph, Ontario

(**) Term: **14 Years**

(21) Appl. No.: **29/431,454**

(22) Filed: **Sep. 7, 2012**

(51) **LOC (10) Cl.** **23-01**

(52) **U.S. Cl.**
USPC **D23/207**

(58) **Field of Classification Search**
USPC D23/207, 209; 210/140, 190, 497.01
See application file for complete search history.

(56) **References Cited**

U.S. PATENT DOCUMENTS

| | | | | |
|-----------|------|---------|----------------|---------|
| 2,710,018 | A * | 6/1955 | Hix | 137/411 |
| 2,800,229 | A * | 7/1957 | Spaulding, Jr. | 210/142 |
| 2,907,462 | A * | 10/1959 | Webb | 210/140 |
| 4,889,623 | A * | 12/1989 | Prior et al. | 210/190 |
| 5,464,532 | A * | 11/1995 | Nowlin et al. | 210/190 |
| 6,193,882 | B1 * | 2/2001 | Grayson | 210/190 |
| D476,717 | S * | 7/2003 | Pitts et al. | D23/207 |
| D477,380 | S * | 7/2003 | Pitts et al. | D23/207 |
| 7,563,362 | B2 * | 7/2009 | Jeong | 210/143 |

* cited by examiner

Primary Examiner — Robin V Webster

(57) **CLAIM**

The ornamental design for a water softener jacket, as shown and described.

DESCRIPTION

FIG. 1 is a front view of the water softener jacket.
FIG. 2 is a left view of the water softener jacket.
FIG. 3 is a right view of the water softener jacket.

FIG. 4 is a back view of the water softener jacket.
FIG. 5 is a top view of the water softener jacket.
FIG. 6 is a bottom view of the water softener jacket.
FIG. 7 is a front perspective view of the water softener jacket.
FIG. 8 is a back perspective view of the water softener jacket.
In accordance with a second embodiment of the present design
FIG. 9 is a front view of the water softener jacket.
FIG. 10 is a left view of the water softener jacket.
FIG. 11 is a right view of the water softener jacket.
FIG. 12 is a back view of the water softener jacket.
FIG. 13 is a top view of the water softener jacket.
FIG. 14 is a bottom view of the water softener jacket.
FIG. 15 is a front perspective view of the water softener jacket.
FIG. 16 is a back perspective view of the water softener jacket.
In accordance with a third embodiment of the present design
FIG. 17 is a front view of the water softener jacket.
FIG. 18 is a left view of the water softener jacket.
FIG. 19 is a right view of the water softener jacket.
FIG. 20 is a back view of the water softener jacket.
FIG. 21 is a top view of the water softener jacket.
FIG. 22 is a bottom view of the water softener jacket.
FIG. 23 is a front perspective view of the water softener jacket.
FIG. 24 is a back perspective view of the water softener jacket.
In accordance with a fourth embodiment of the present design
FIG. 25 is a front view of the water softener jacket.
FIG. 26 is a left view of the water softener jacket.
FIG. 27 is a right view of the water softener jacket.
FIG. 28 is a back view of the water softener jacket.
FIG. 29 is a top view of water softener jacket.
FIG. 30 is a bottom view of the water softener jacket.
FIG. 31 is a front perspective view of water softener jacket.
FIG. 32 is a back perspective view of the water softener jacket.
In accordance with a fifth embodiment of the present design
FIG. 33 is a front view of the water softener jacket.
FIG. 34 is a left view of the water softener jacket.
FIG. 35 is a right view of the water softener jacket.
FIG. 36 is a back view of the water softener jacket.
FIG. 37 is a top view of the water softener jacket.




FIG. **38** is a bottom view of the water softener jacket.

FIG. **39** is a front perspective view of the water softener jacket.

FIG. **40** is a back perspective view of the water softener jacket.

In accordance with a sixth embodiment of the present design

FIG. **41** is a front view of the water softener jacket.

FIG. **42** is a left view of the water softener jacket.

FIG. **43** is a right view of the water softener jacket.

FIG. **44** is a back view of the water softener jacket.

FIG. **45** is a top view of the water softener jacket.

FIG. **46** is a bottom view of the water softener jacket.

FIG. **47** is a front perspective view of the water softener jacket; and,

FIG. **48** is a back perspective view of the water softener jacket.

The broken line showing is included for the purpose of illustrating and forms no part of the claimed design.

1 Claim, 48 Drawing Sheets




FIG. 1




FIG. 2




FIG. 3




FIG. 4

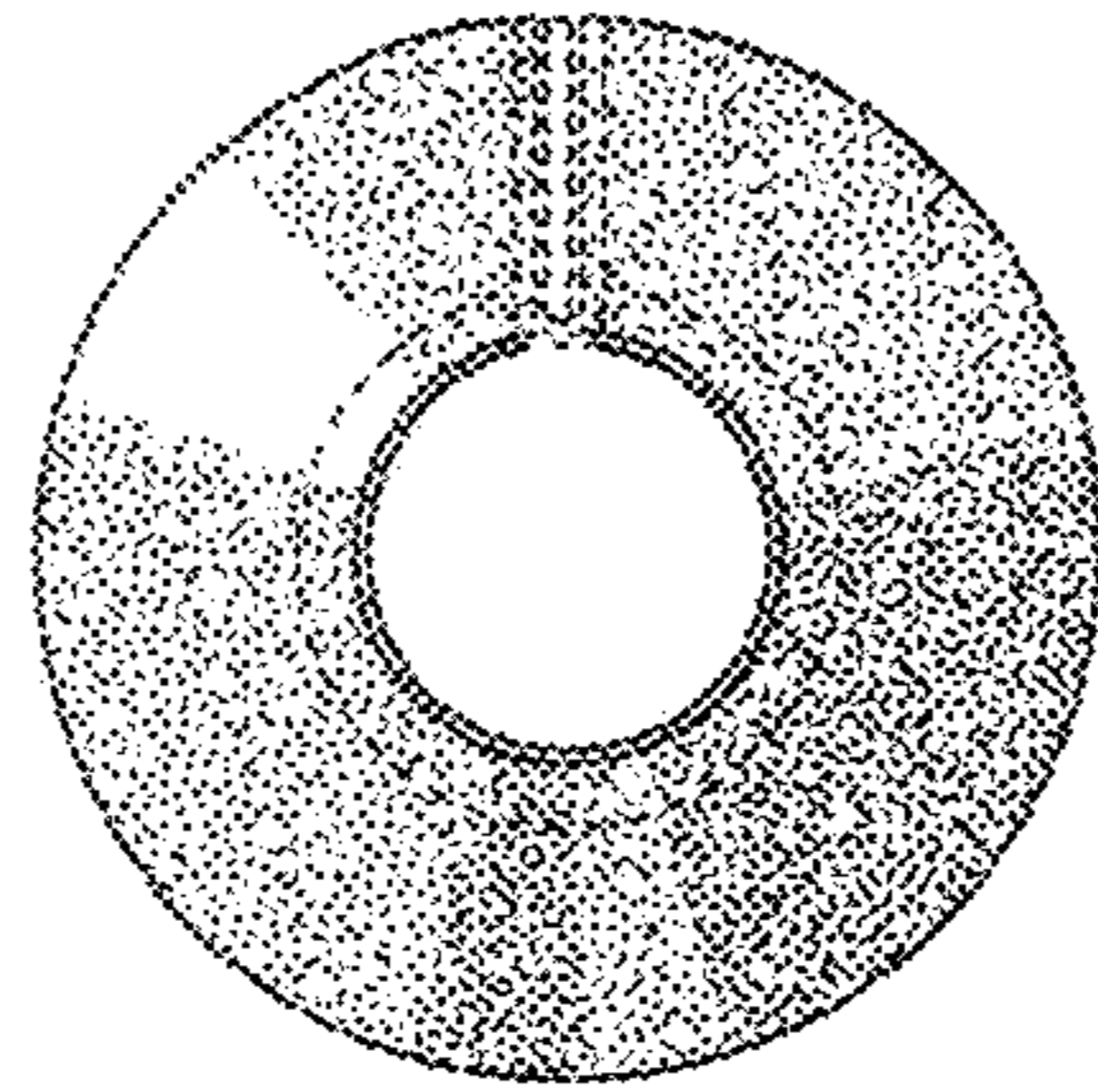


FIG. 5

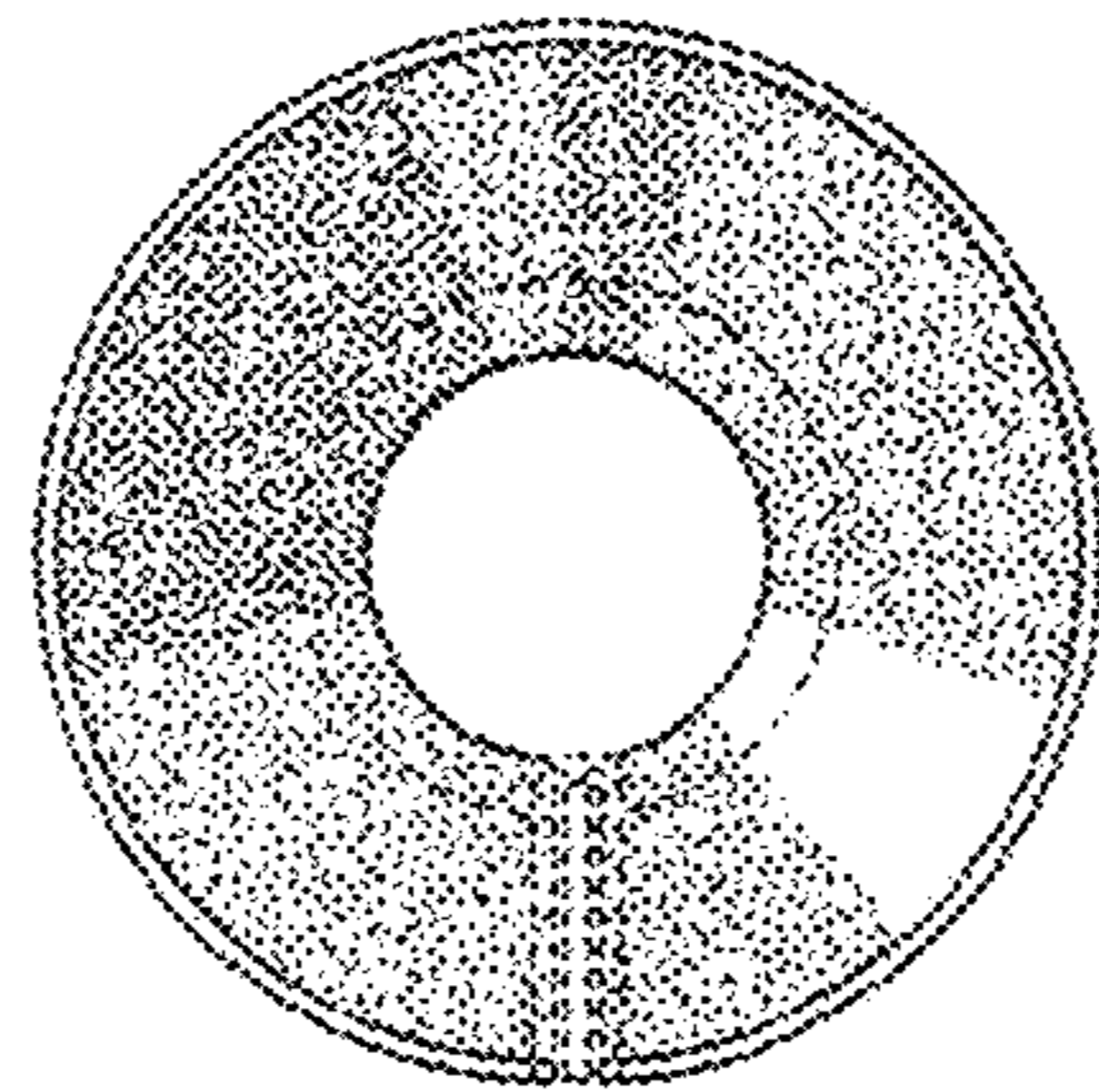


FIG. 6




FIG. 7




FIG. 8




FIG. 9




FIG. 10




FIG. 11




FIG. 12

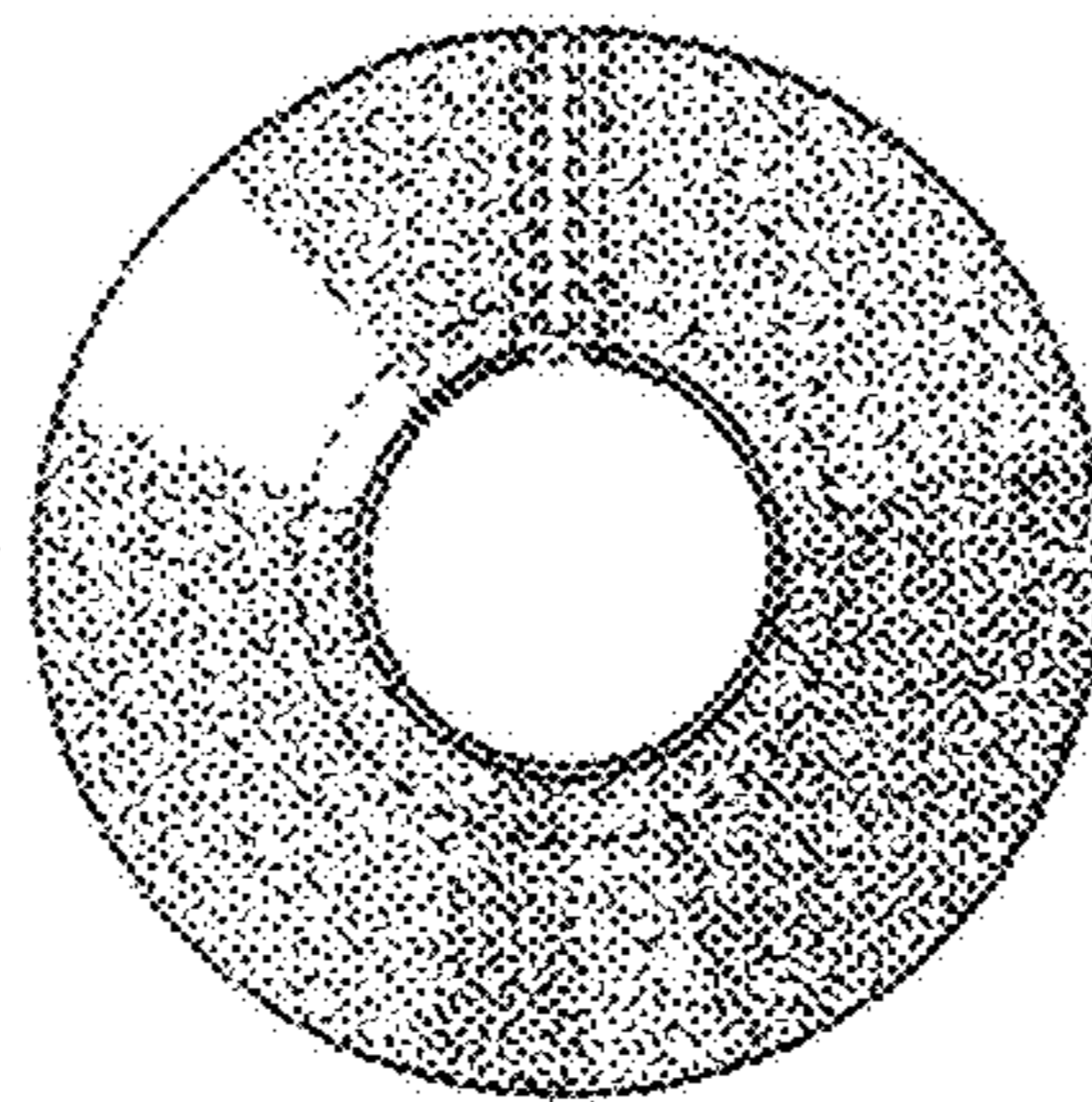


FIG. 13

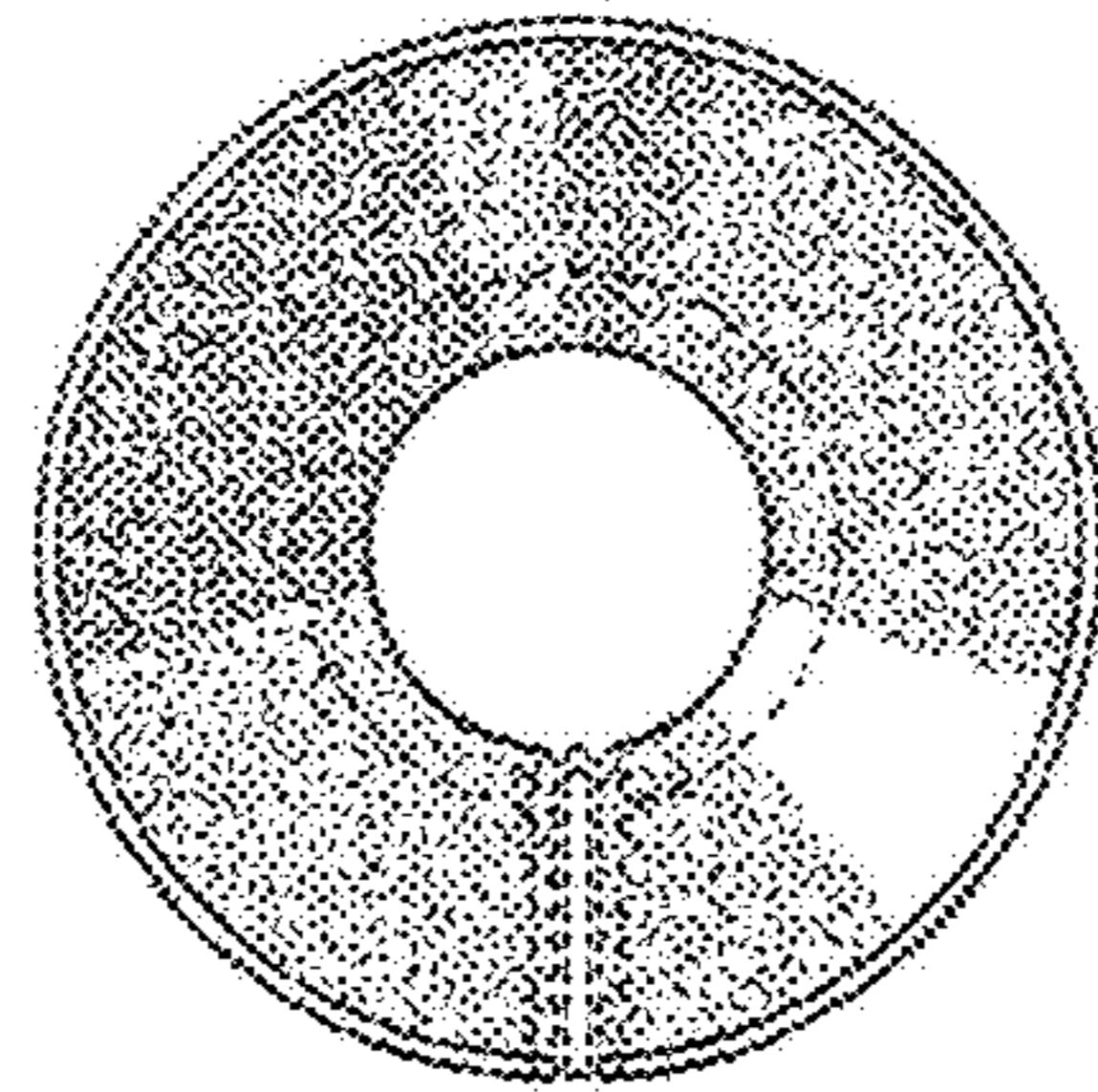


FIG. 14




FIG. 15




FIG. 16




FIG. 17




FIG. 18




FIG. 19




FIG. 20

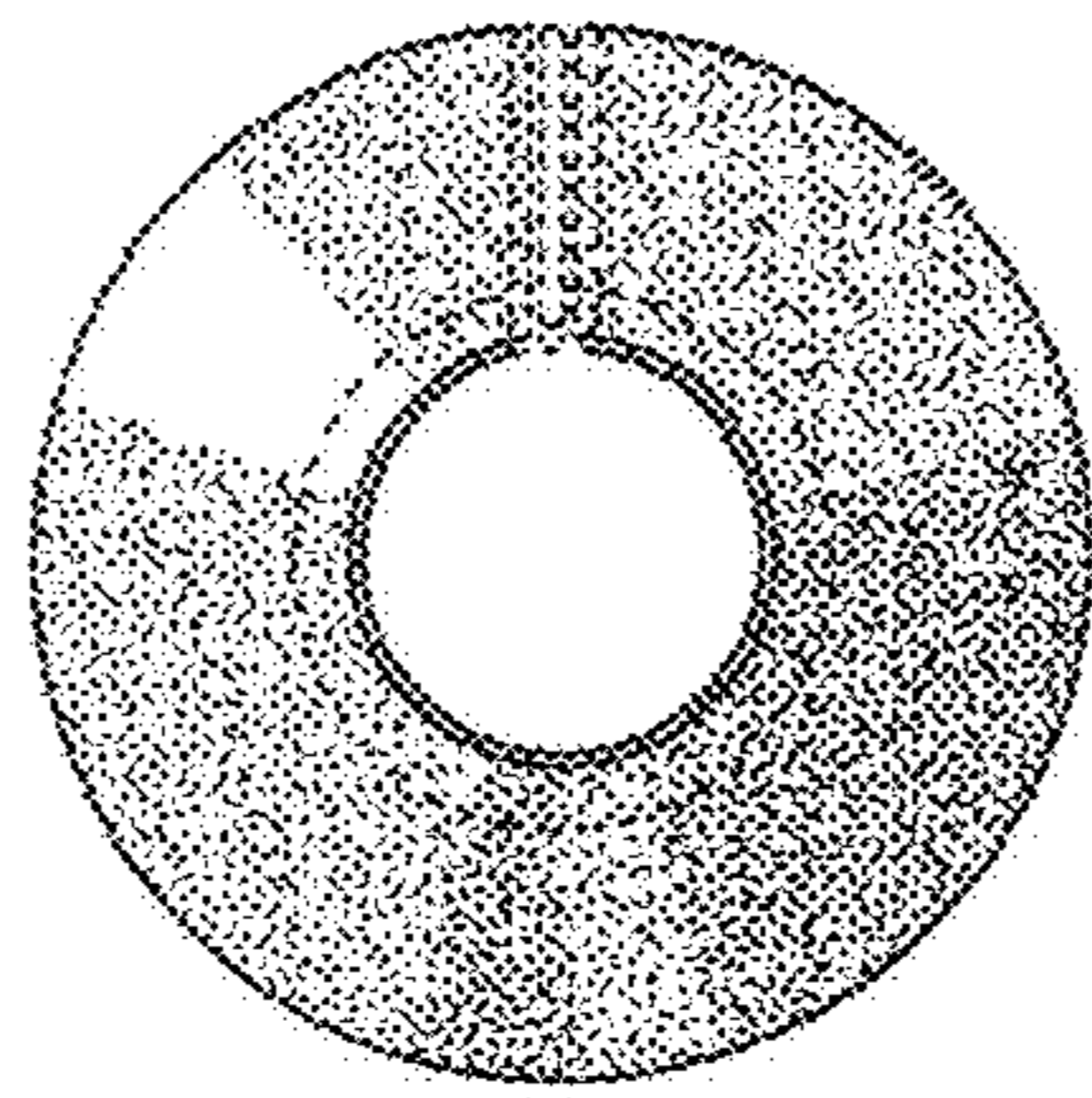


FIG. 21

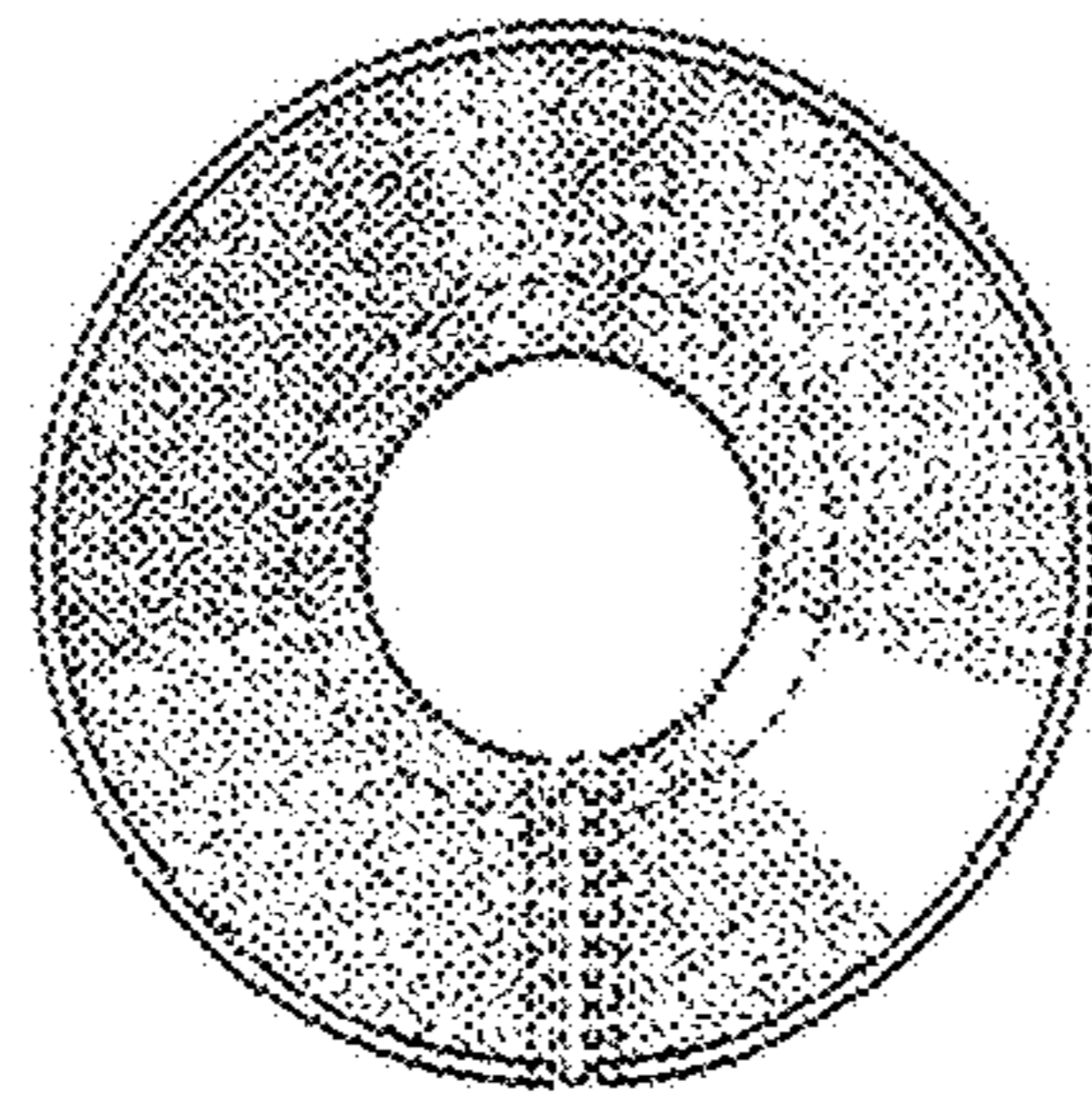


FIG. 22




FIG. 23




FIG. 24




FIG. 25




FIG. 26




FIG. 27




FIG. 28

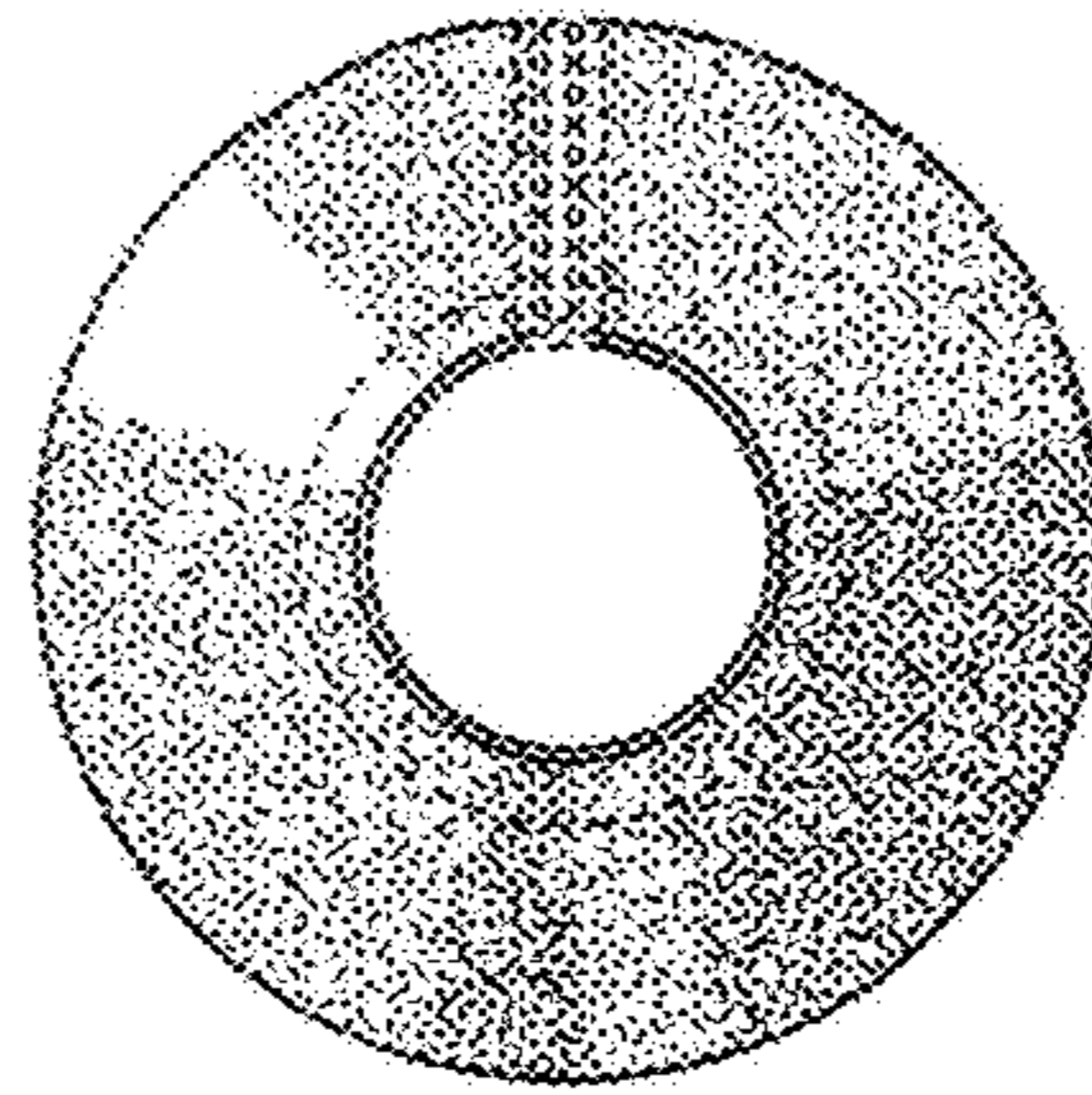


FIG. 29

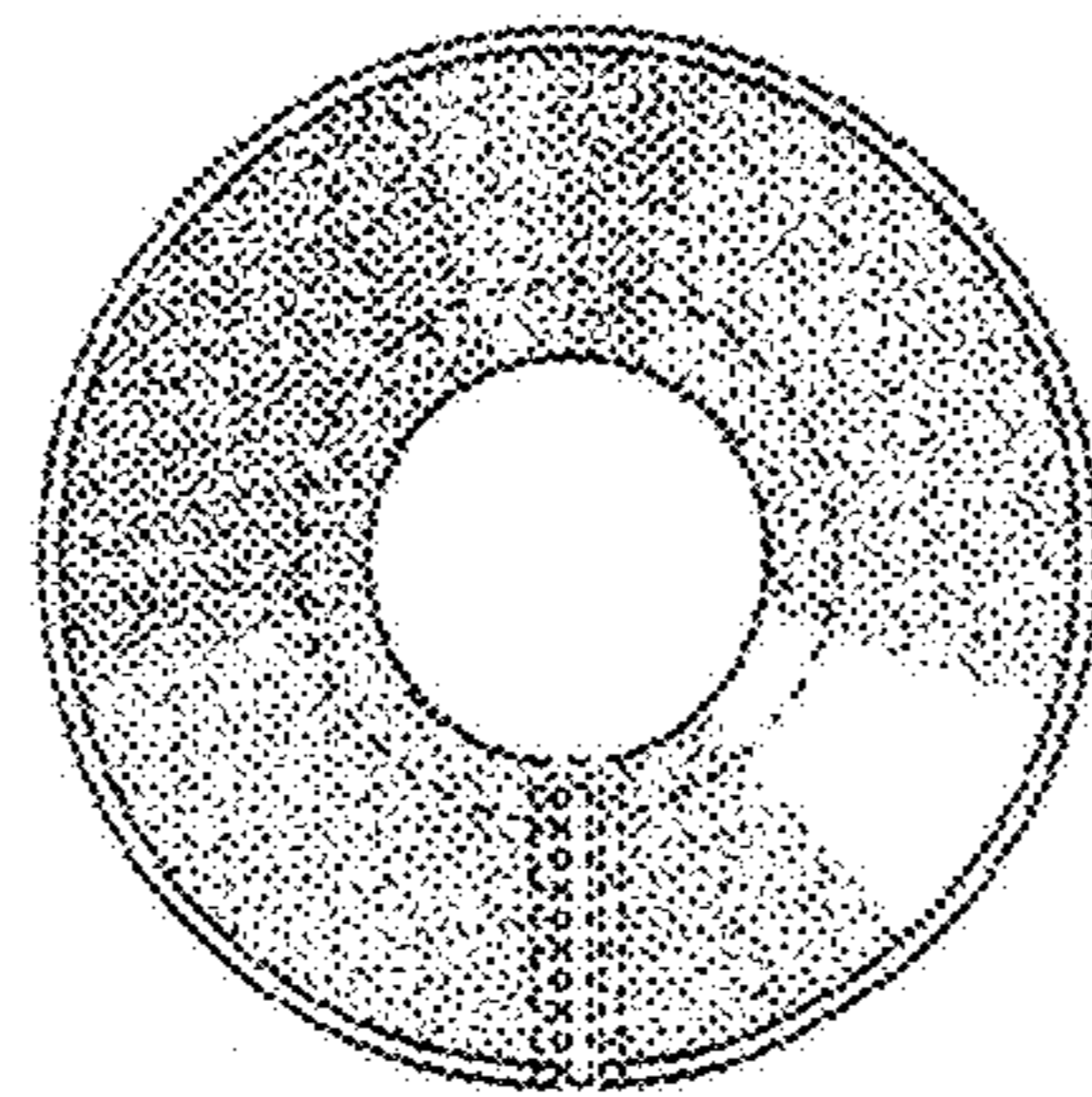


FIG. 30




FIG. 31




FIG. 32




FIG. 33




FIG. 34




FIG. 35




FIG. 36

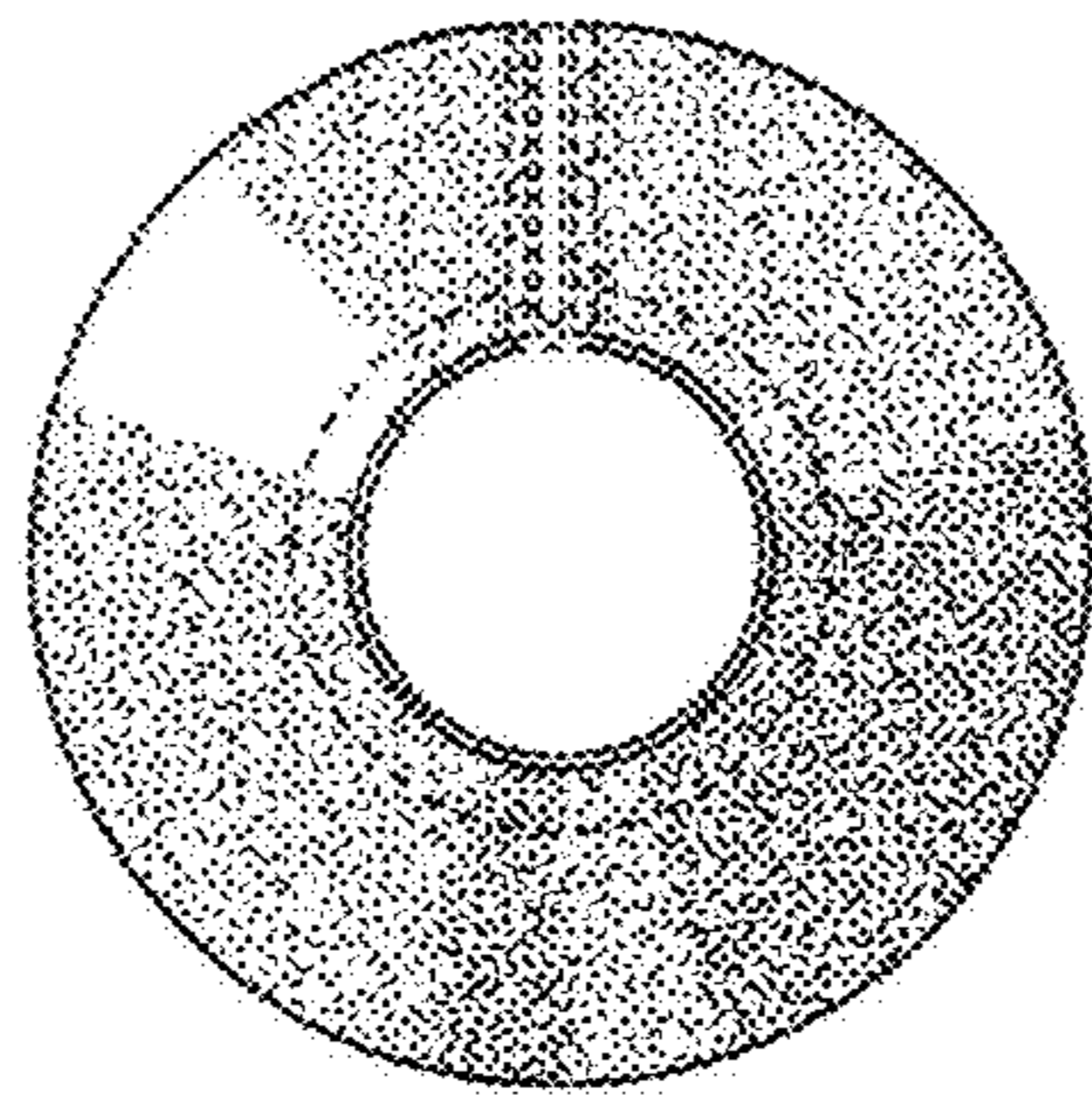


FIG. 37

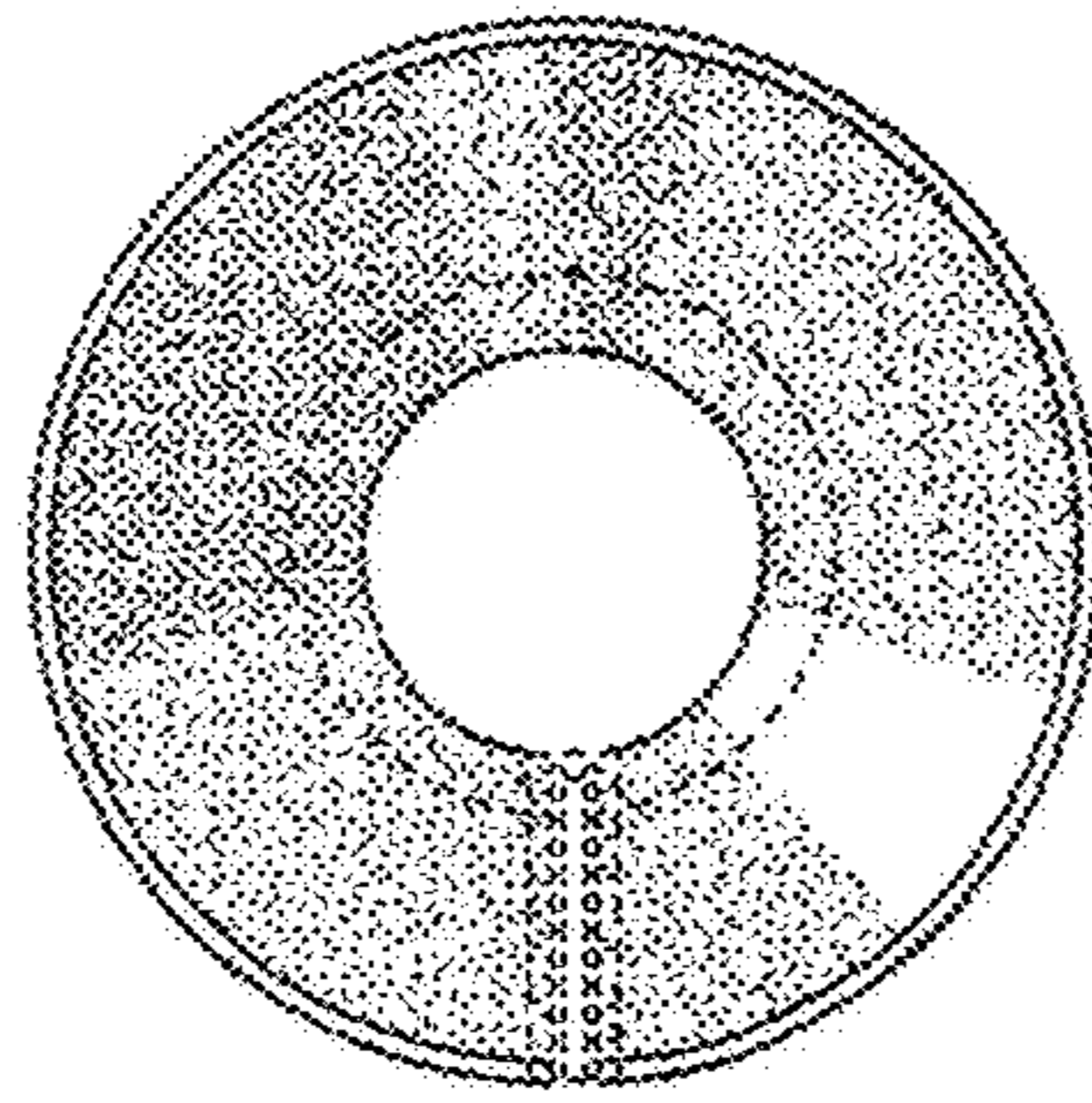


FIG. 38




FIG. 39




FIG. 40




FIG. 41




FIG. 42




FIG. 43




FIG. 44

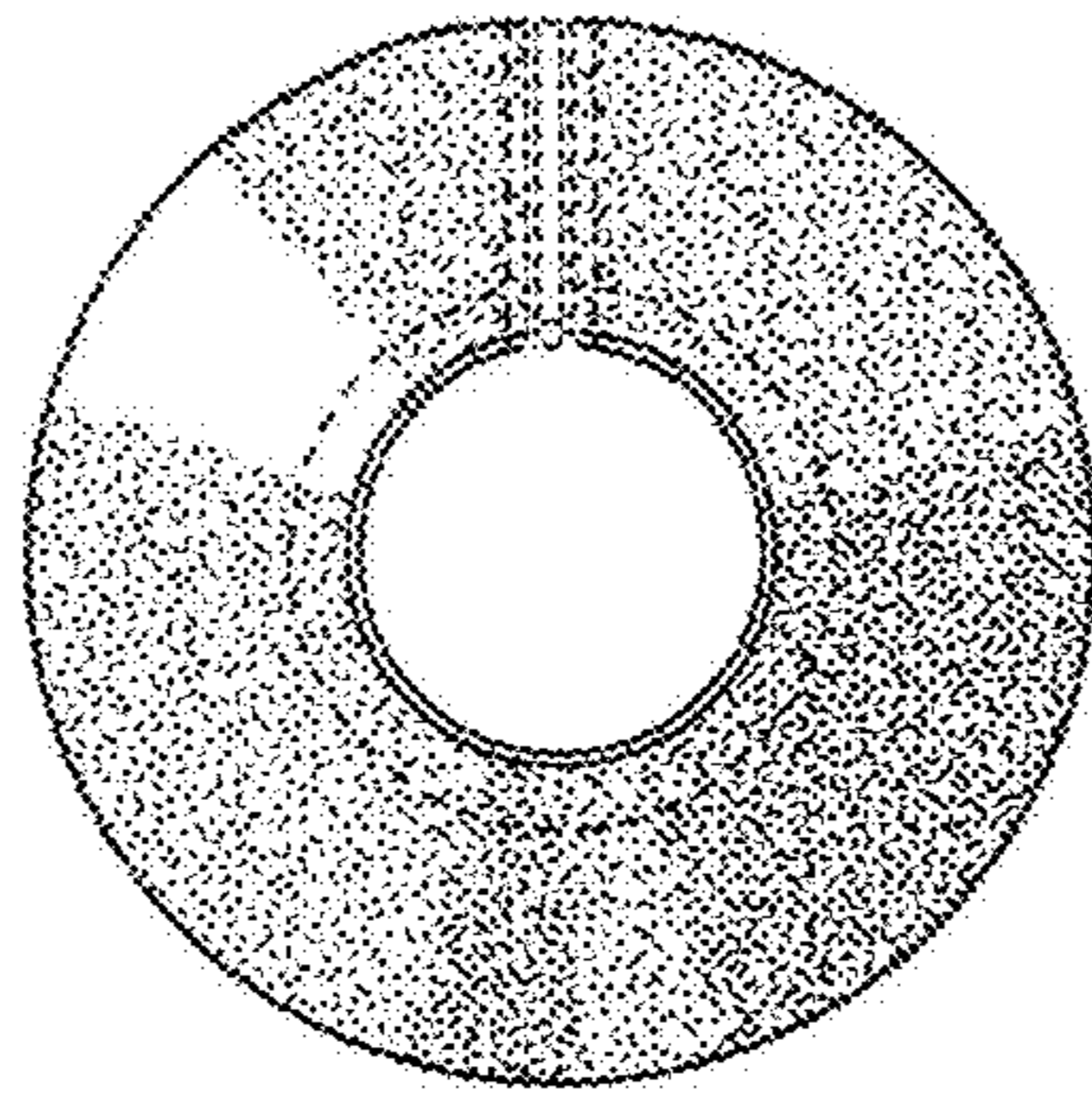


FIG. 45

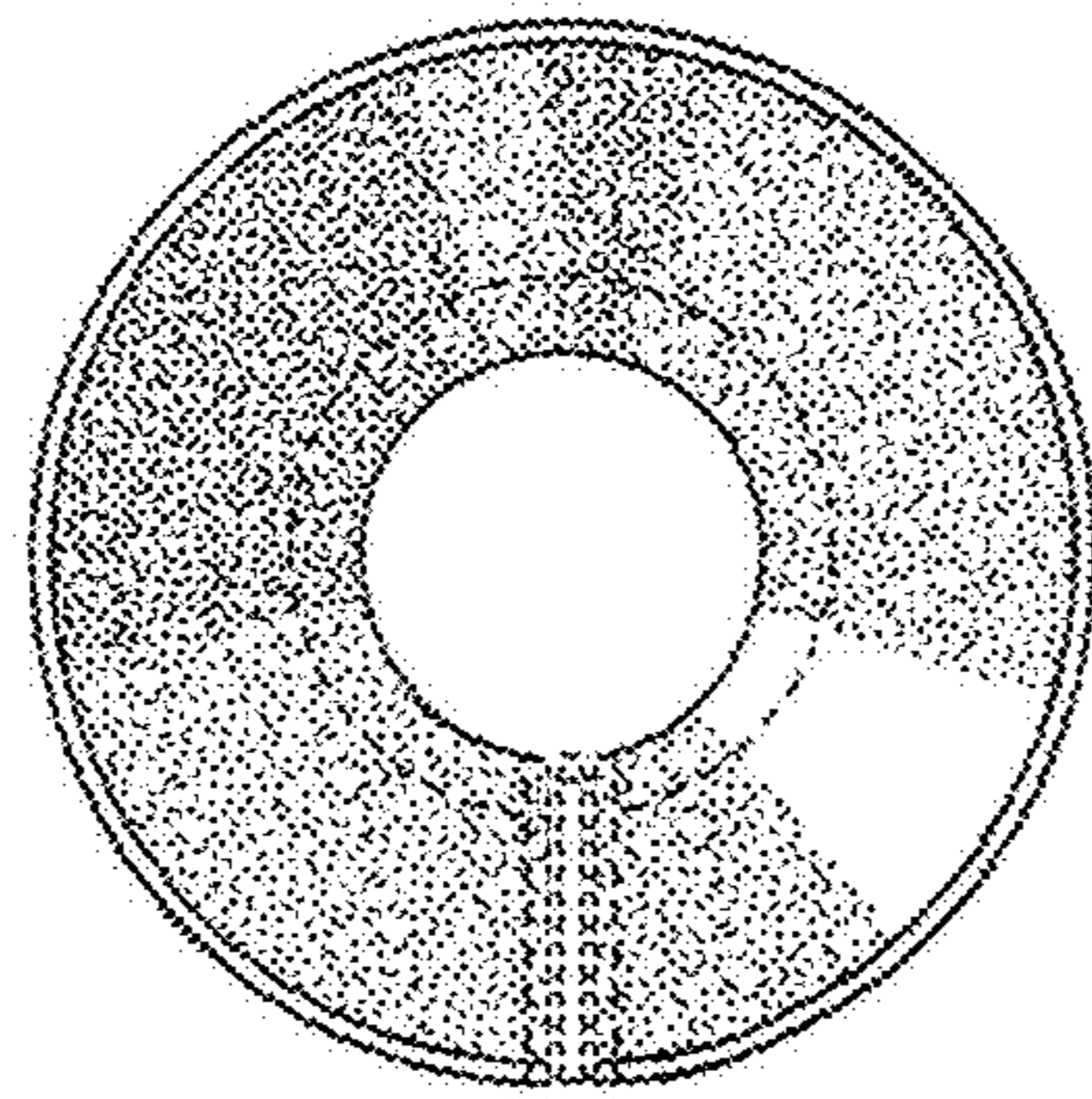


FIG. 46




FIG. 47




FIG. 48