



US00D706886S

(12) **United States Design Patent**
Hafeken, Sr. et al.

(10) **Patent No.:** **US D706,886 S**
(45) **Date of Patent:** **** Jun. 10, 2014**

(54) **MULTI POSITION FREESTANDING TRAINING BAG**

(71) Applicant: **Century, LLC**, Oklahoma City, OK (US)

(72) Inventors: **Kurt Hafeken, Sr.**, Edmond, OK (US);
Jeffrey Woodson, Choctaw, OK (US)

(73) Assignee: **Century, LLC**, Oklahoma City, OK (US)

(**) Term: **14 Years**

(21) Appl. No.: **29/445,259**

(22) Filed: **Feb. 8, 2013**

Related U.S. Application Data

(63) Continuation of application No. 13/603,119, filed on Sep. 4, 2012.

(51) **LOC (10) Cl.** **21-02**

(52) **U.S. Cl.**
USPC **D21/787**

(58) **Field of Classification Search**

USPC D21/300, 302, 306, 385, 386, 412, 418, D21/576, 578, 585, 621, 622, 623, 627, 658, D21/662, 686, 688, 689, 692-695, 698, 699, D21/787, 798; D20/10, 12, 16, 17, 19, 31, D20/32, 41; D25/42-44, 126-133; D10/46.1, 109.1, 109.2, 113.2, 113.3, D10/113.4, 114.1, 114.6; D6/315, 316, 411, D6/415, 455, 457, 495-498, 512, 518-523, D6/552; 482/83-90; 40/607.01-607.04, 40/607.01-607.12, 607.1-607.12; 248/160, 910; 116/63 P

See application file for complete search history.

(56) **References Cited**

U.S. PATENT DOCUMENTS

1,269,559 A * 6/1918 Fauver et al. 473/441

5,330,403 A * 7/1994 Kuo 482/83
5,624,358 A * 4/1997 Hestilow 482/90
5,722,788 A * 3/1998 Bent et al. 404/6
D409,670 S * 5/1999 Kuo D21/662
6,106,443 A * 8/2000 Kuo 482/83
6,390,958 B1 * 5/2002 Chu 482/90
D481,965 S * 11/2003 Feit et al. D10/113.3
6,893,384 B2 * 5/2005 Triani 482/83
7,063,648 B1 * 6/2006 Brigham 482/83

(Continued)

FOREIGN PATENT DOCUMENTS

JP 1160657 * 12/2002

Primary Examiner — Catherine Tuttle

(74) *Attorney, Agent, or Firm* — Head, Johnson & Kachigian, P.C.

(57) **CLAIM**

The ornamental design for a multi position freestanding training bag, as shown and described.

DESCRIPTION

FIG. 1 is a top front perspective view of the multi position freestanding training bag showing our new design;

FIG. 2 is a front perspective view thereof;

FIG. 3 is a back view thereof;

FIG. 4 is a right side view thereof;

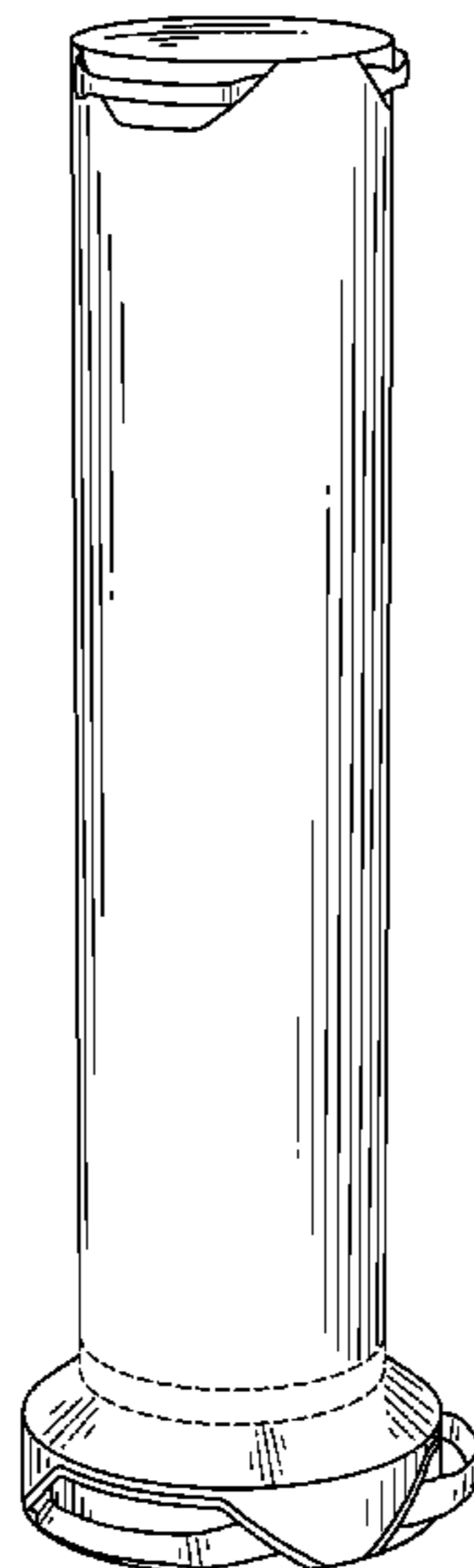
FIG. 5 is a left side view thereof;

FIG. 6 is a top view thereof, shown on an enlarged scale relative to FIGS. 1-5; and,

FIG. 7 is a bottom view thereof, shown on an enlarged scale relative to FIGS. 1-5.

The broken lines in FIGS. 1-5 are included for the purpose of defining a portion of the multi position free standing bag that forms no part of the claimed design. The detail shown in broken lines along the inner perimeter in FIG. 6 likewise forms no part of the claimed design.

1 Claim, 6 Drawing Sheets



(56)

References Cited

U.S. PATENT DOCUMENTS

RE39,372 E *	11/2006	Kuo	D21/787	7,390,288 B2 *	6/2008	Giaquinta et al.	482/85
7,150,700 B2 *	12/2006	MacKay et al.	482/83	7,651,447 B2 *	1/2010	Yang	482/85
7,297,092 B1	11/2007	Gaynor			7,704,194 B1 *	4/2010	Chen	482/87
7,357,760 B1	4/2008	Rios			7,914,423 B1 *	3/2011	Cogan	482/90
					2006/0019803 A1	1/2006	Giaquinta et al.		
					2011/0077134 A1	3/2011	Smith		
					2013/0109541 A1 *	5/2013	Fu et al.	482/90

* cited by examiner

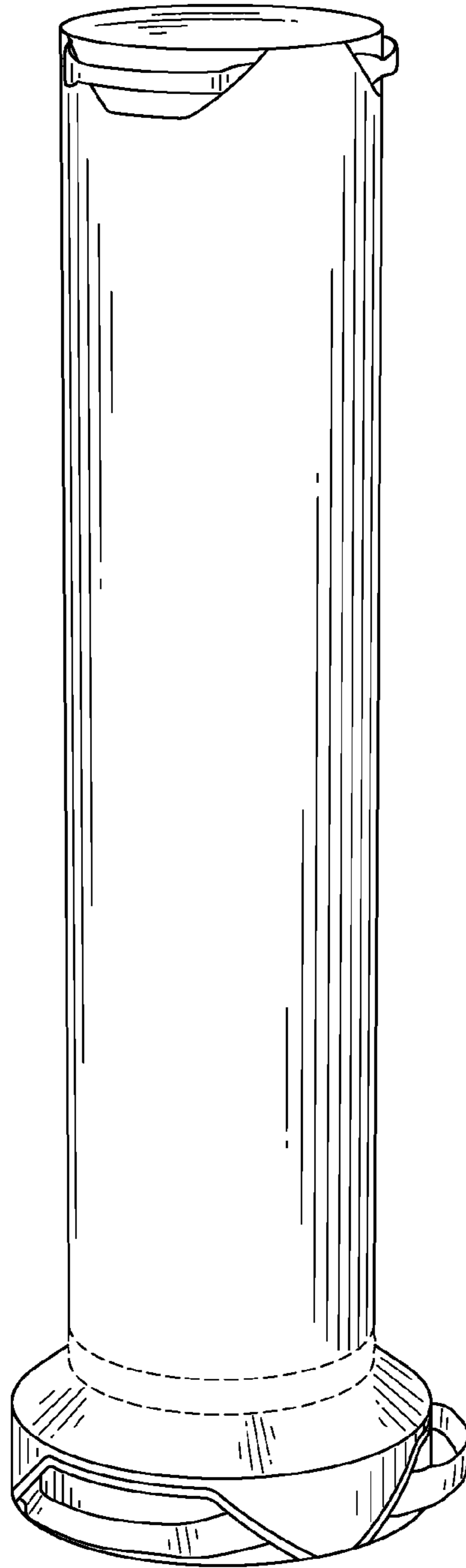


FIG. 1

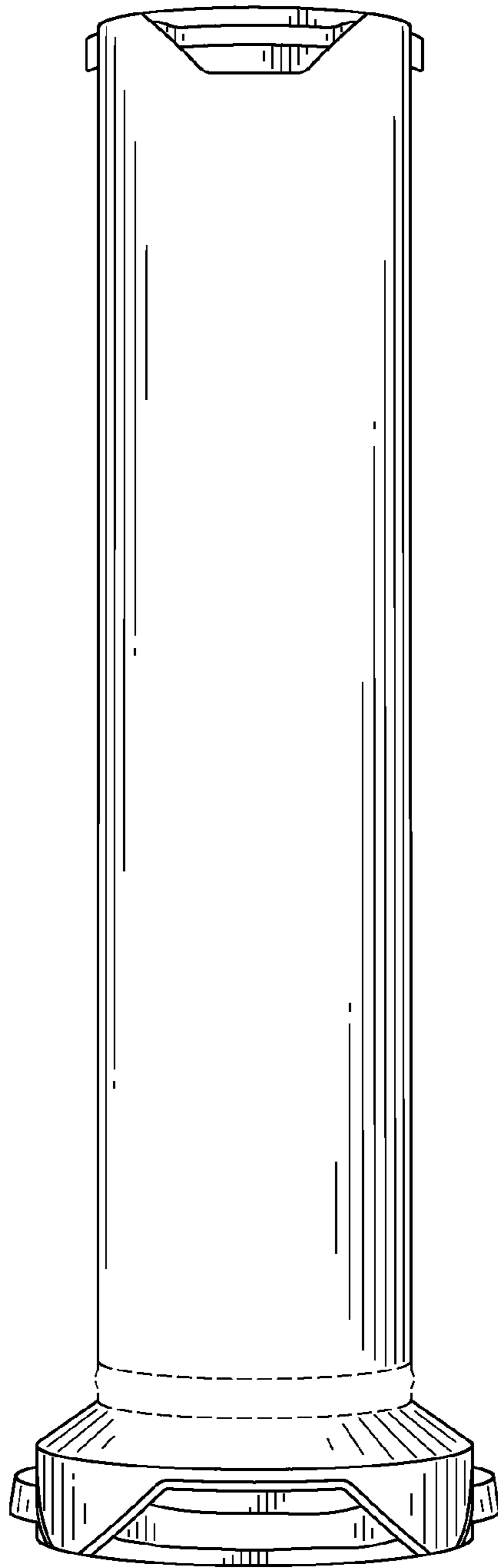


FIG. 2

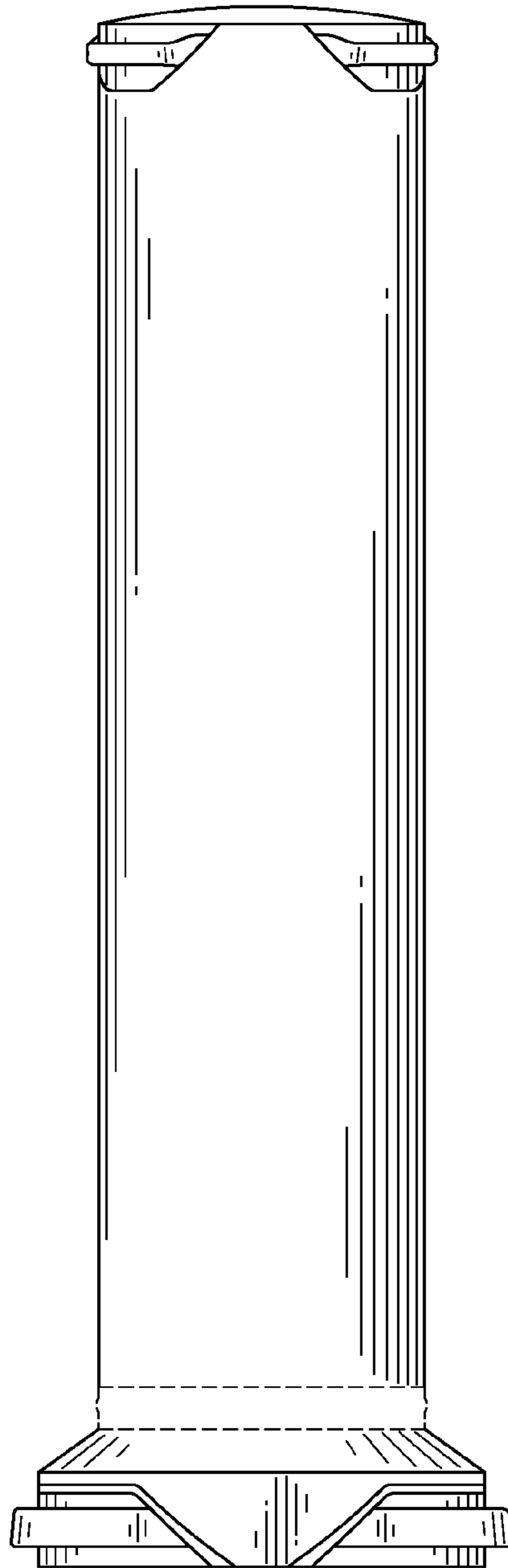


FIG. 3

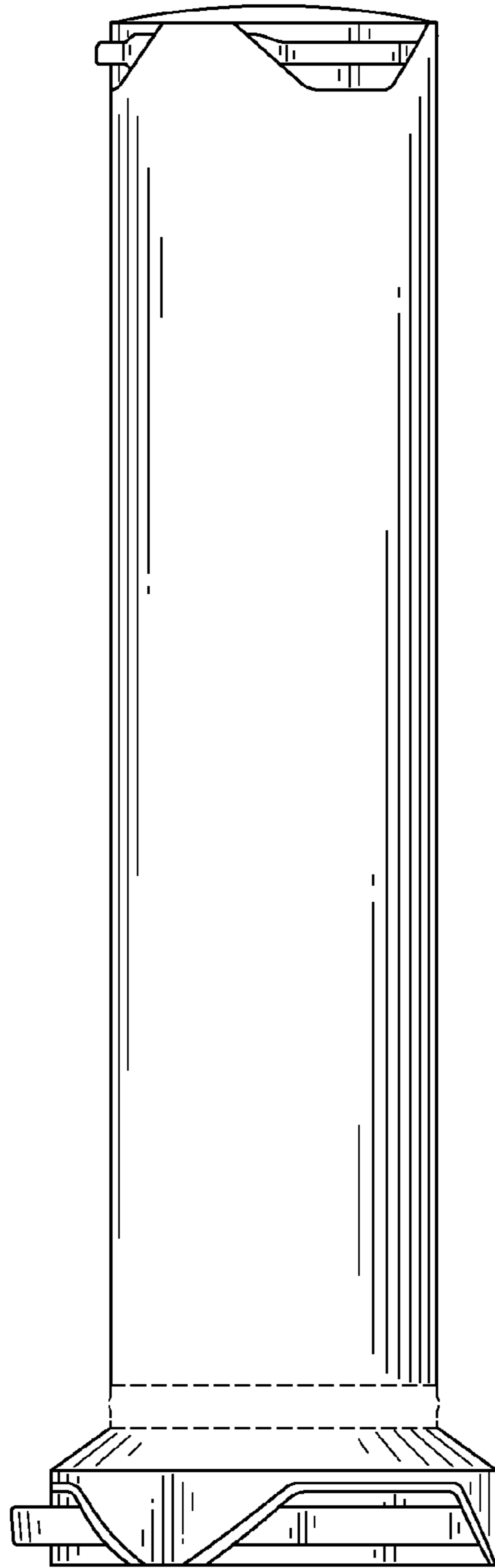


FIG. 4

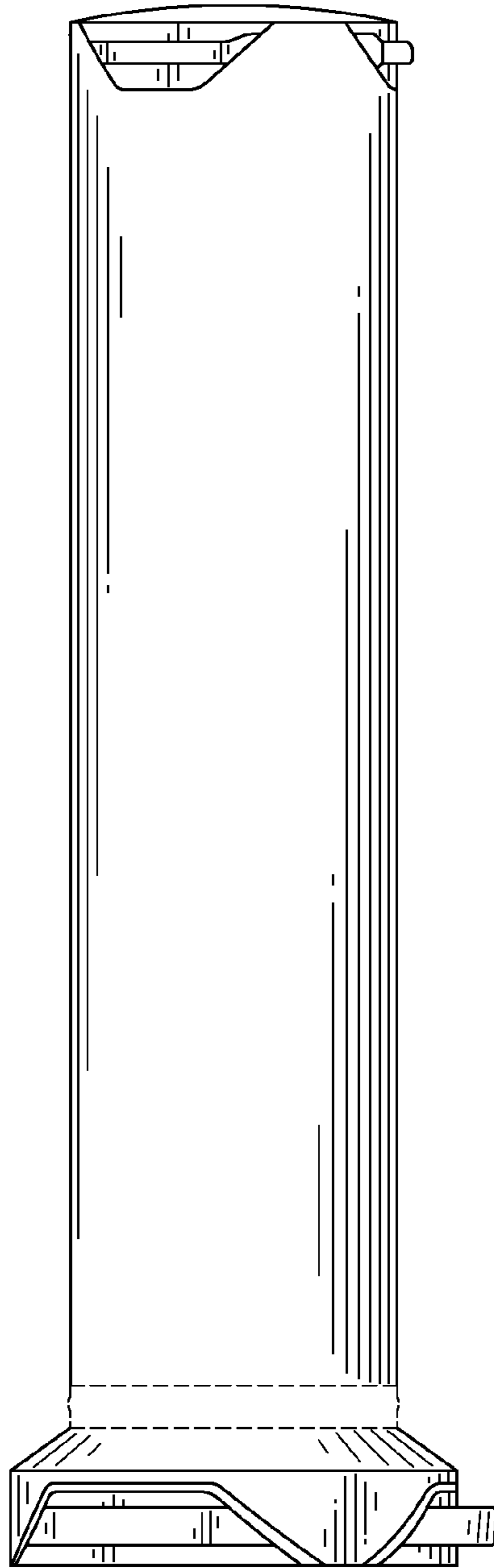


FIG. 5

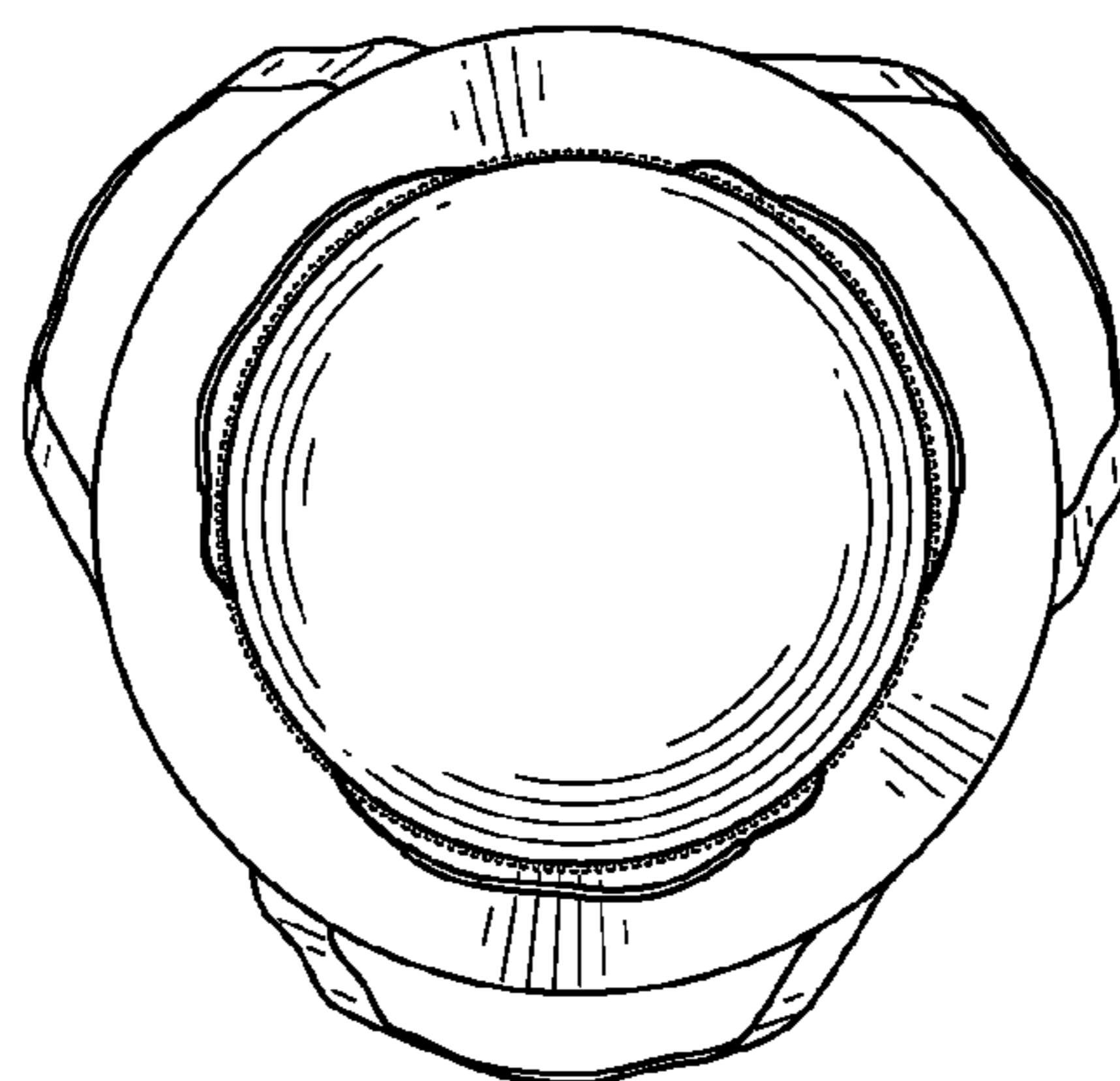


FIG. 6

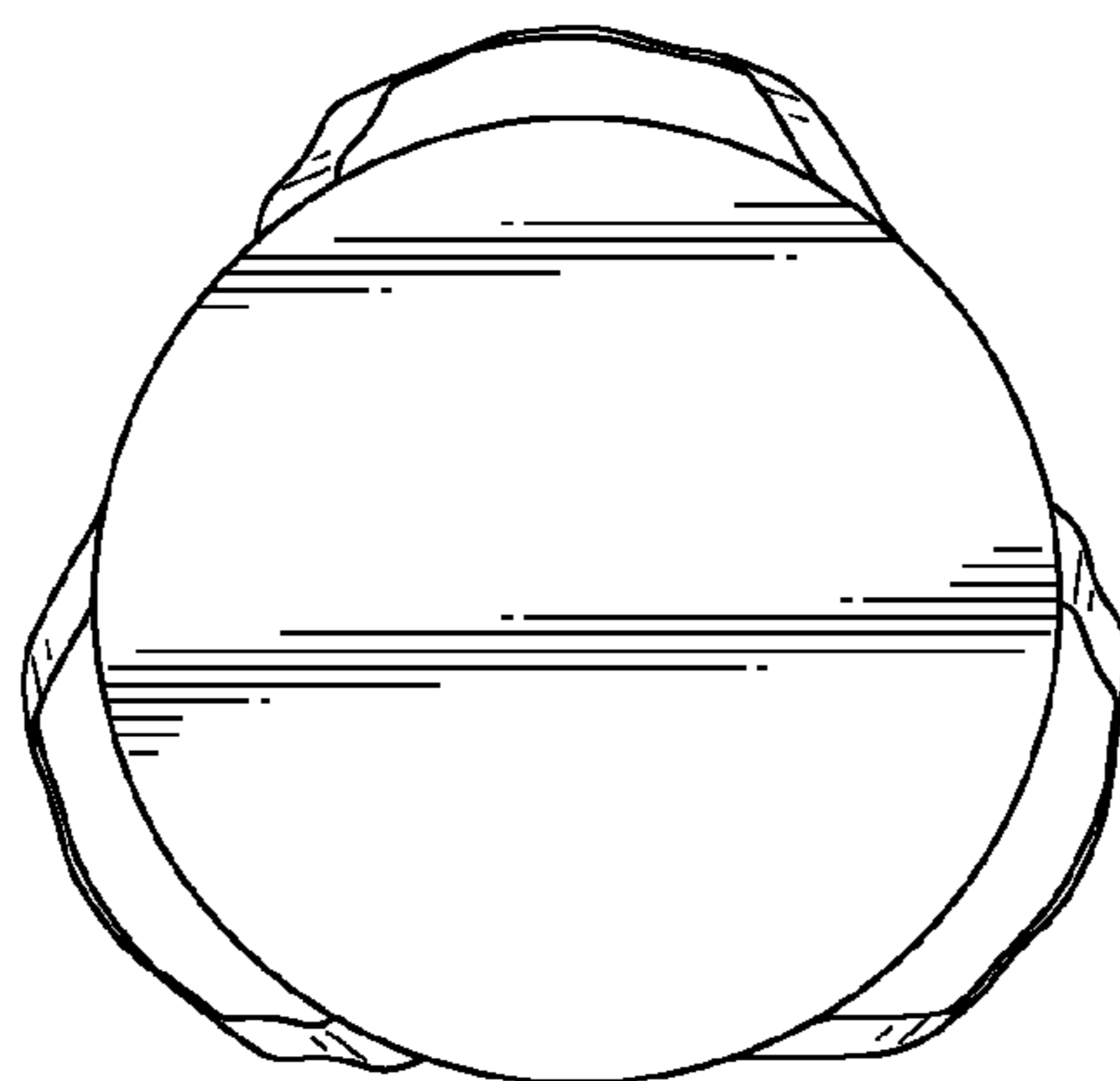


FIG. 7