



US00D706857S

(12) **United States Design Patent**
Li

(10) **Patent No.:** **US D706,857 S**
(45) **Date of Patent:** **** Jun. 10, 2014**

(54) **EYEGLOSS FRAME**

(71) Applicant: **Sun Sight Glasses Co., Ltd.**, Tainan (TW)

(72) Inventor: **Jui-Chi Li**, Tainan (TW)

(73) Assignee: **Sun Sight Glasses Co., Ltd.**, Tainan (TW)

(**) Term: **14 Years**

(21) Appl. No.: **29/465,032**

(22) Filed: **Aug. 23, 2013**

(51) **LOC (10) Cl.** **16-06**

(52) **U.S. Cl.**
USPC **D16/315**

(58) **Field of Classification Search**
USPC D16/101, 300–342, 900; D29/109–110;
351/41, 44, 51–52, 62, 158, 92,
351/103–123, 140–153, 45–46; 2/426–432,
2/447–449, 441, 434–437, 13, 15;
D21/483, 659–661; D14/372

See application file for complete search history.

(56) **References Cited**

U.S. PATENT DOCUMENTS

D550,753	S	*	9/2007	Li et al.	D16/315
D601,613	S	*	10/2009	Yee	D16/315
D616,917	S	*	6/2010	Yang	D16/315
D624,951	S	*	10/2010	Sheldon	D16/315
D646,318	S	*	10/2011	Earley	D16/315
D653,278	S	*	1/2012	Earley	D16/315
D674,432	S	*	1/2013	Earley	D16/314
D674,433	S	*	1/2013	Chen	D16/315
D694,313	S	*	11/2013	Mage	D16/315
2008/0013036	A1	*	1/2008	Daems et al.	351/41

* cited by examiner

Primary Examiner — Raphael Barkai
(74) *Attorney, Agent, or Firm* — Rosenberg, Klein & Lee

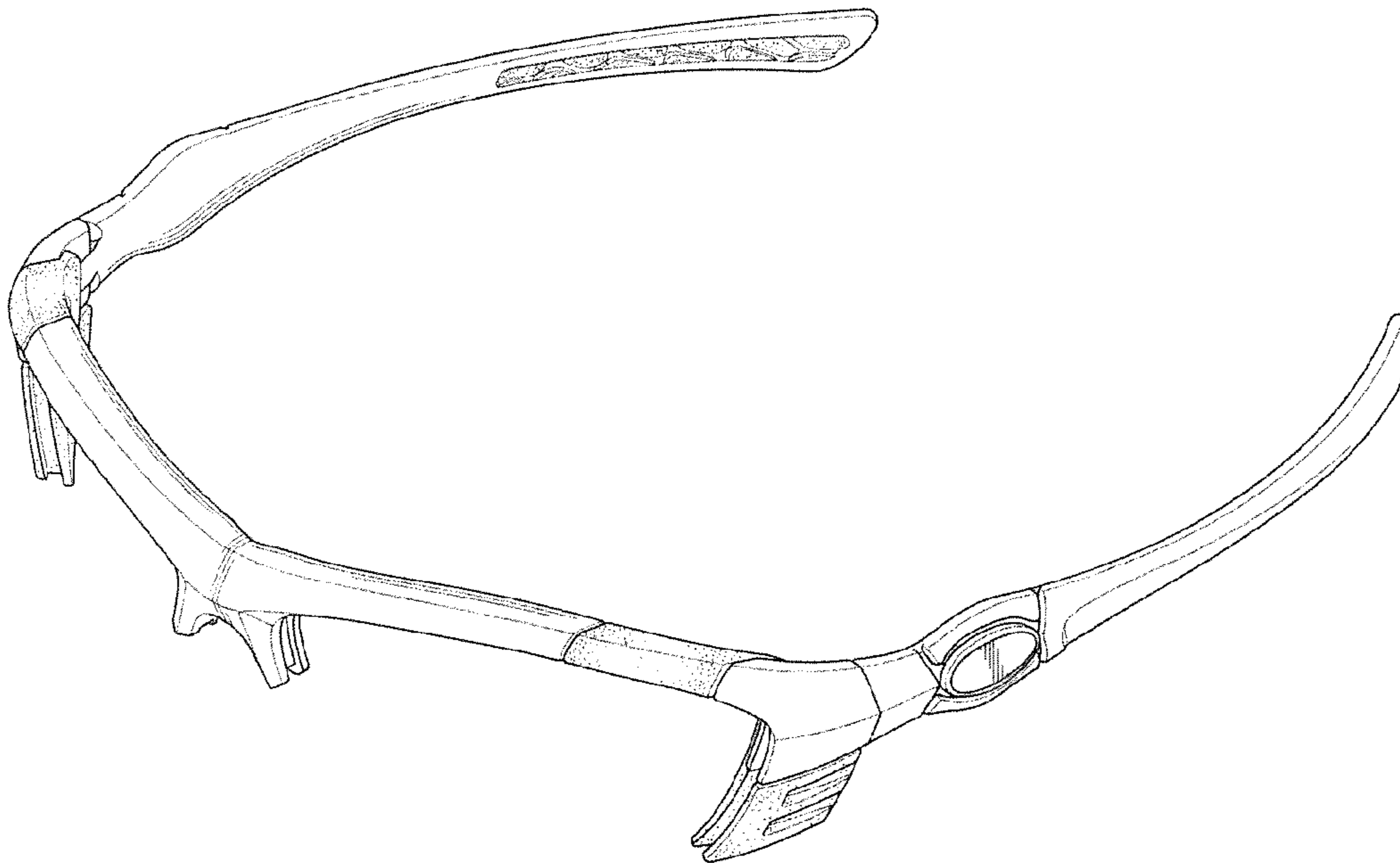
(57) **CLAIM**

The ornamental design for an eyeglass frame, as shown and described.

DESCRIPTION

FIG. 1 is a perspective view of an eyeglass frame showing my new design;
FIG. 2 is a front elevational view thereof;
FIG. 3 is a rear elevational view thereof;
FIG. 4 is a left side elevational view thereof;
FIG. 5 is a right side elevational view thereof;
FIG. 6 is a top plan view thereof; and,
FIG. 7 is a bottom plan view thereof.

1 Claim, 7 Drawing Sheets



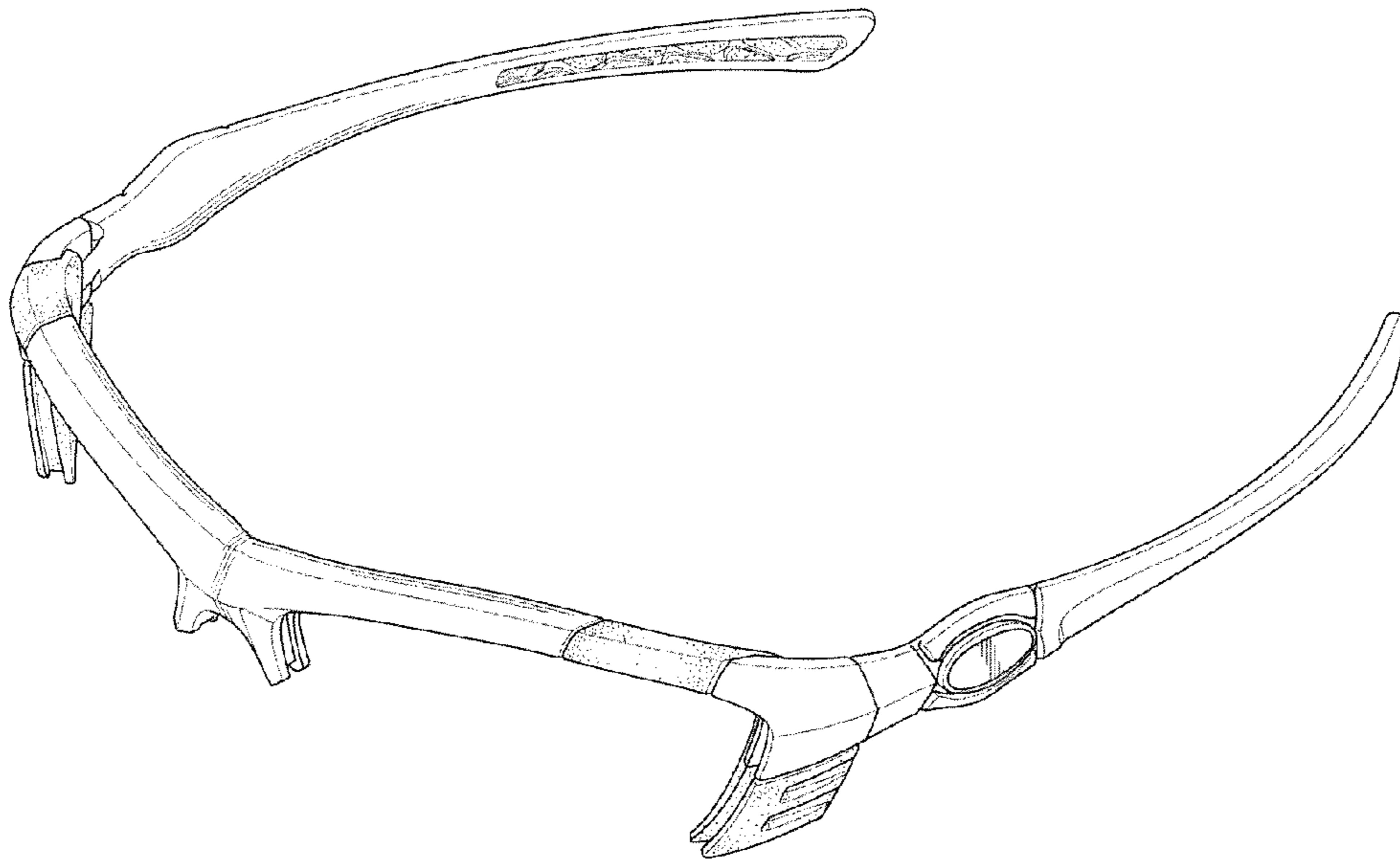


FIG. 1

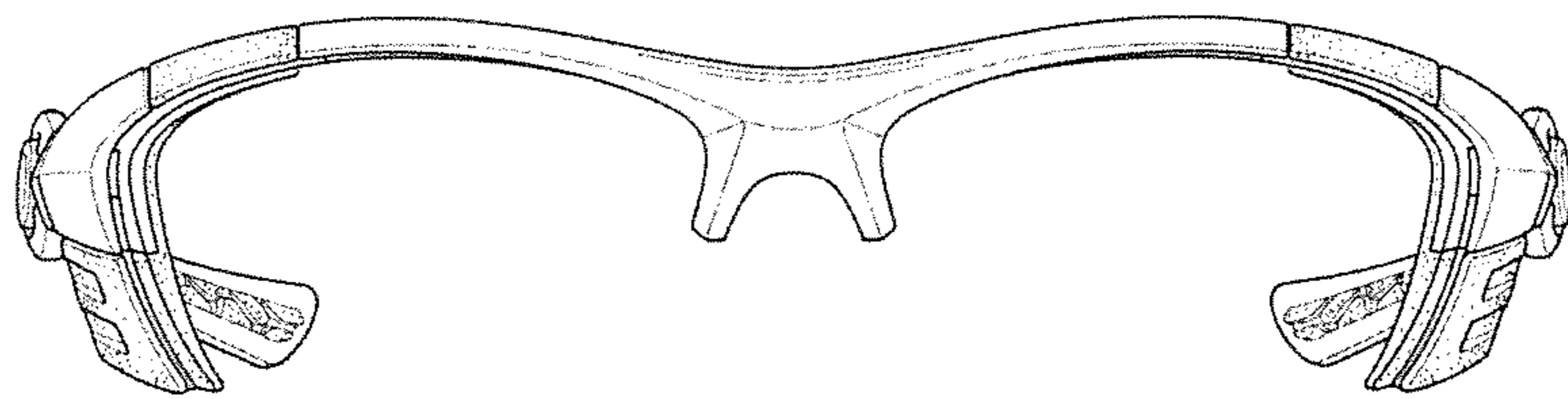


FIG. 2

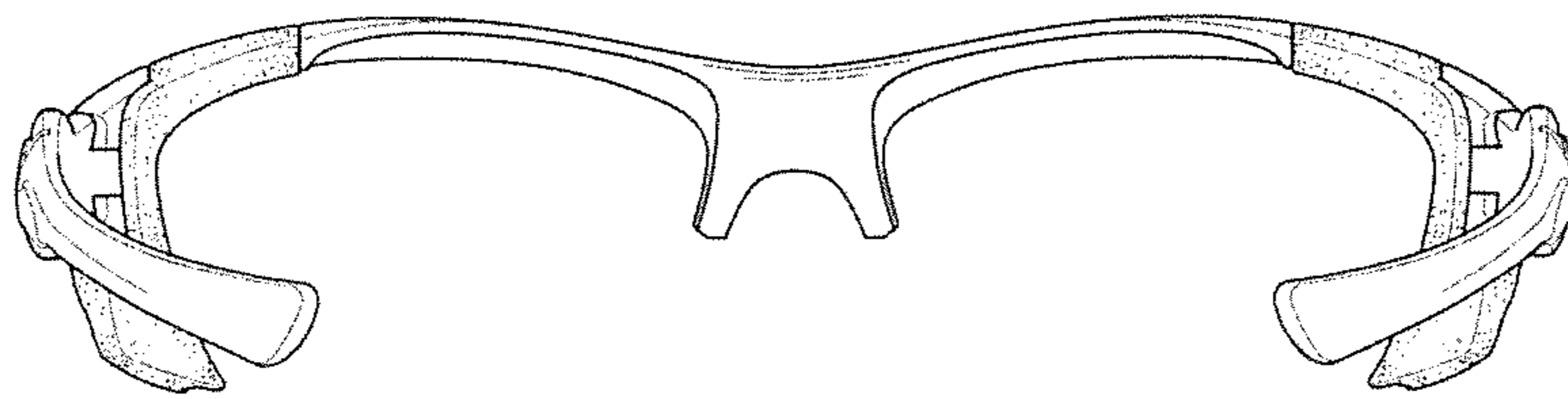


FIG. 3

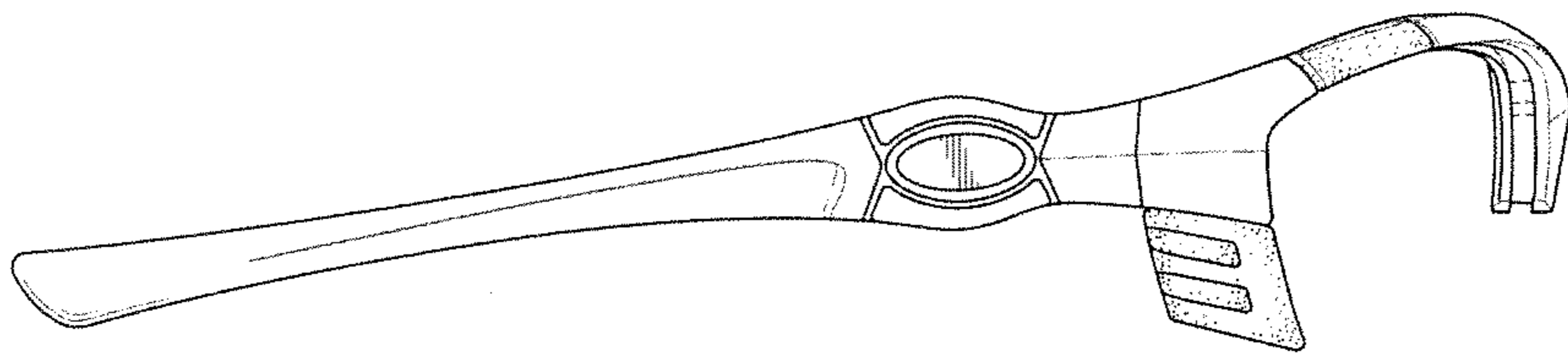


FIG. 4

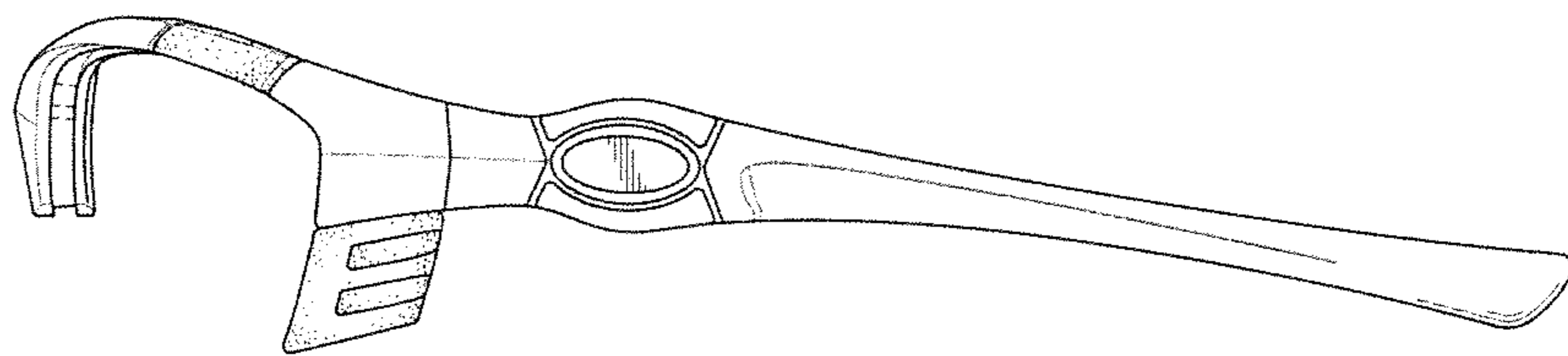


FIG. 5

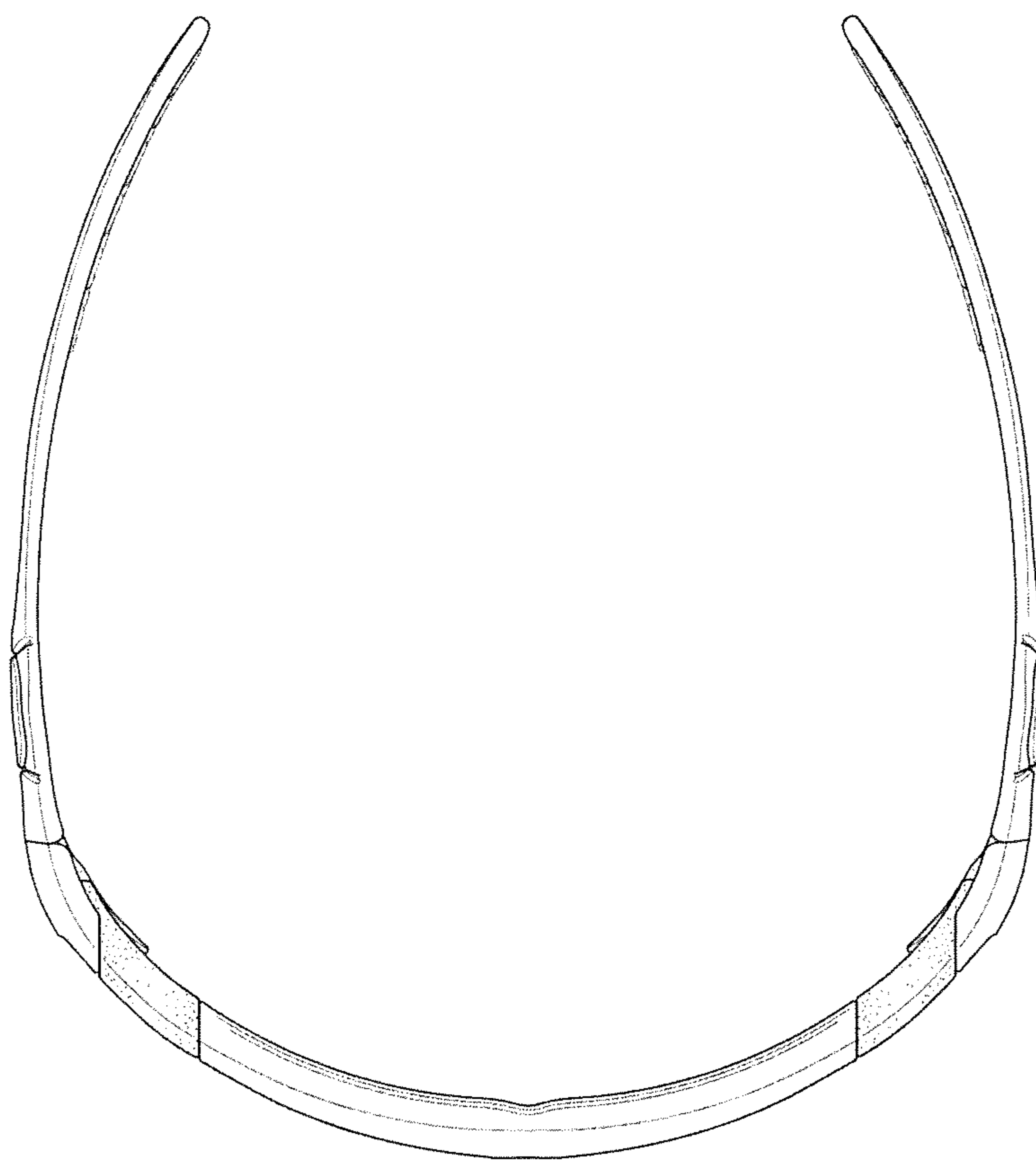


FIG. 6




FIG. 7