



US00D706856S

(12) **United States Design Patent**
Lombardi et al.

(10) **Patent No.:** **US D706,856 S**
(45) **Date of Patent:** **** Jun. 10, 2014**

(54) **SUNGLASSES**

(75) Inventors: **Lori Ann Lombardi**, East Hanover, NJ (US); **Lana Rascionato**, Totowa, NJ (US); **Anand Khubani**, Towaco, NJ (US); **Aaron Szymanski**, Thomaston, CT (US)

(73) Assignee: **Ideavillage Products, Inc.**, Wayne, NJ (US)

(**) Term: **14 Years**

(21) Appl. No.: **29/395,729**

(22) Filed: **Mar. 20, 2012**

Related U.S. Application Data

(63) Continuation-in-part of application No. 29/395,472, filed on Jan. 30, 2012.

(51) **LOC (10) Cl.** **16-06**

(52) **U.S. Cl.**
USPC **D16/300**

(58) **Field of Classification Search**
CPC G02C 11/10; G02C 11/00; G02C 7/083; G02B 27/0178; G02B 27/017; G02B 2027/0134; G02B 27/01; H04N 2213/008
USPC D14/330, 202, 372, 205; D16/300, 100, D16/341, 338, 323, 309, 336, 326, 325, 235, D16/327, 330, 136; D8/24, 25, 16, 86, 94, D8/307, 308; D24/157; D29/105-107, D29/109; 455/344; 351/153, 158, 243; 348/51; 349/67

See application file for complete search history.

(56) **References Cited**

U.S. PATENT DOCUMENTS

D396,484 S *	7/1998	Stables	D16/326
D407,566 S *	4/1999	Lane	D16/326
D417,461 S *	12/1999	Lane	D16/326
D418,534 S *	1/2000	Lane	D16/326
D434,063 S *	11/2000	Lane	D16/326
D487,284 S *	3/2004	Lane	D16/326
D510,379 S *	10/2005	Lane	D16/321
D583,403 S *	12/2008	Lane et al.	D16/321
D590,006 S *	4/2009	Lane et al.	D16/321
D590,433 S *	4/2009	Lane et al.	D16/321
D607,918 S *	1/2010	Khubani	D16/321
D630,672 S *	1/2011	Hardy	D16/321

* cited by examiner

Primary Examiner — Robert M Spear

Assistant Examiner — Eliza Bennett-Hattan

(74) *Attorney, Agent, or Firm* — Dan DeLaRosa

(57) **CLAIM**


The ornamental design for sunglasses, as shown and described.

DESCRIPTION

FIG. 1 is a front perspective view of the sunglasses of the present invention showing my new design; FIG. 2 is a front side elevational view thereof; FIG. 3 is a back side elevational view thereof; FIG. 4 is a side elevational view thereof; FIG. 5 is another side elevational view thereof; FIG. 6 is a top plan view thereof; and, FIG. 7 is a bottom plan view thereof.

The broken lines in the drawing depict environmental subject matter only and form no part of the claimed design.

1 Claim, 7 Drawing Sheets






FIG. 1

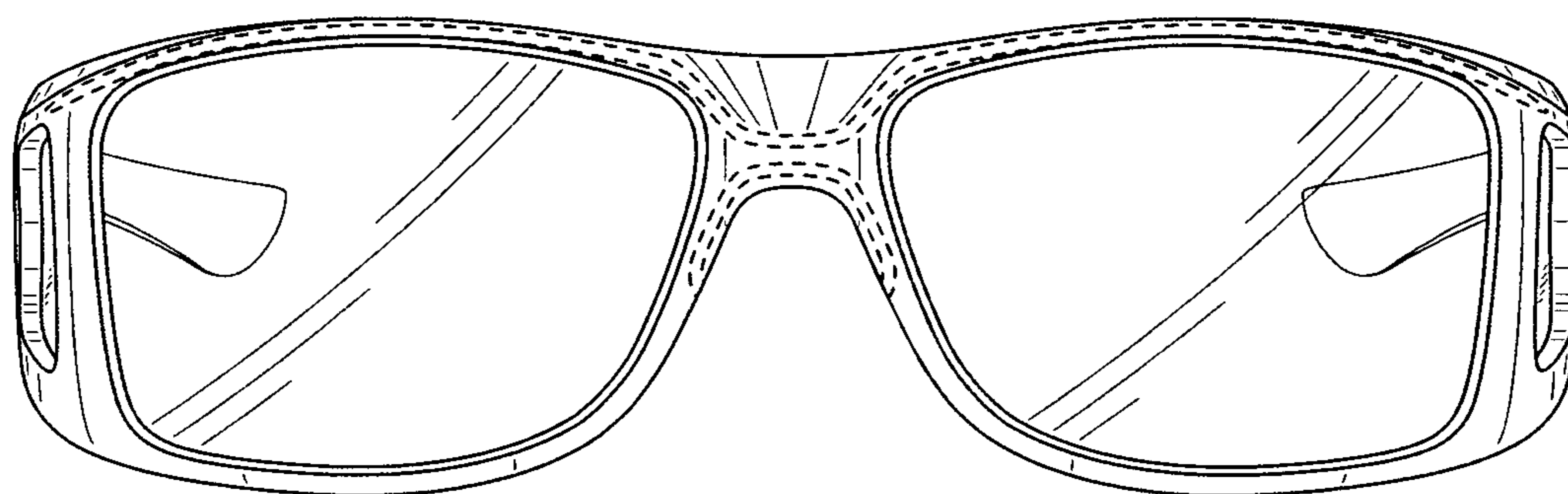


FIG. 2

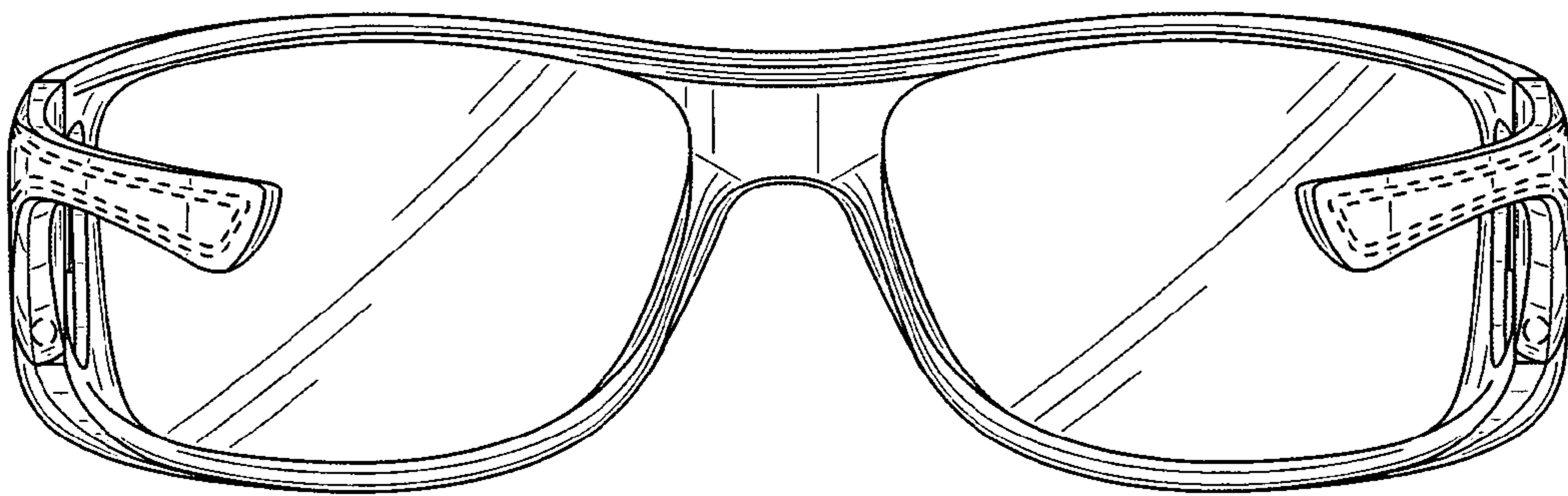


FIG. 3

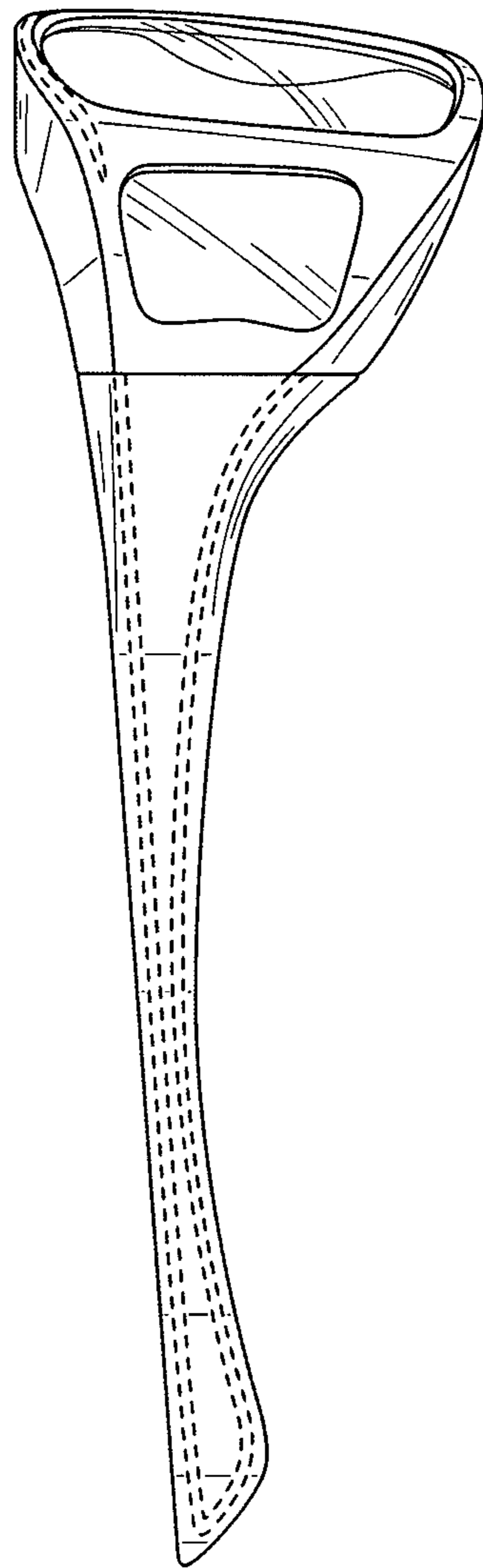


FIG. 4

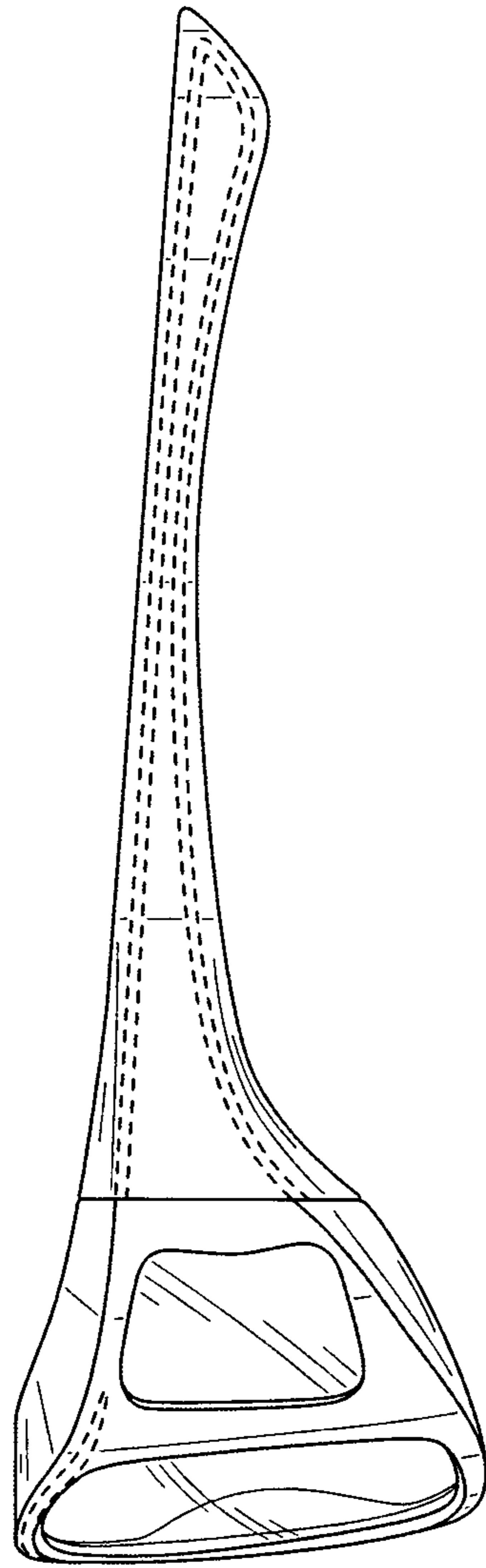


FIG. 5

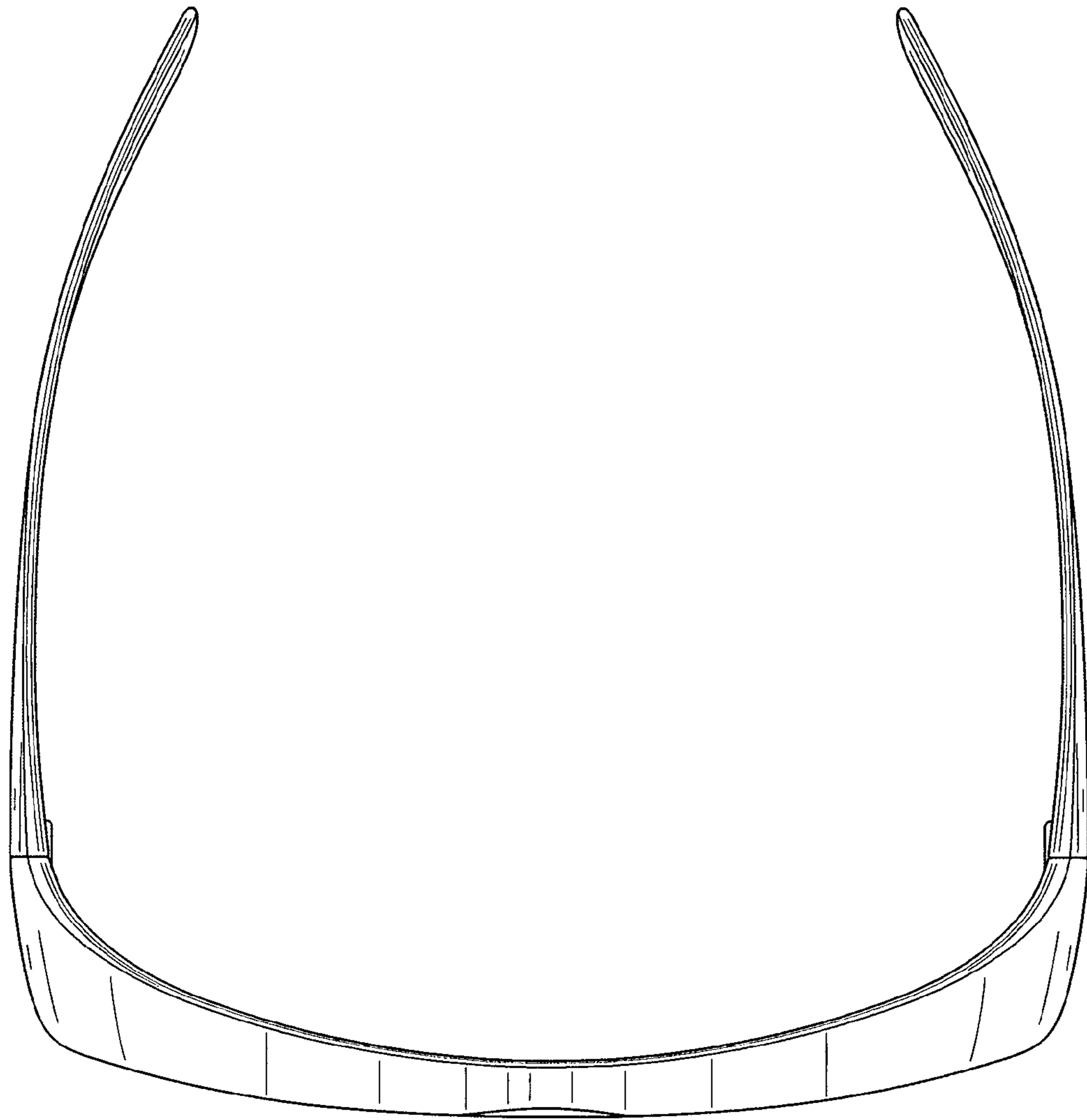


FIG. 6

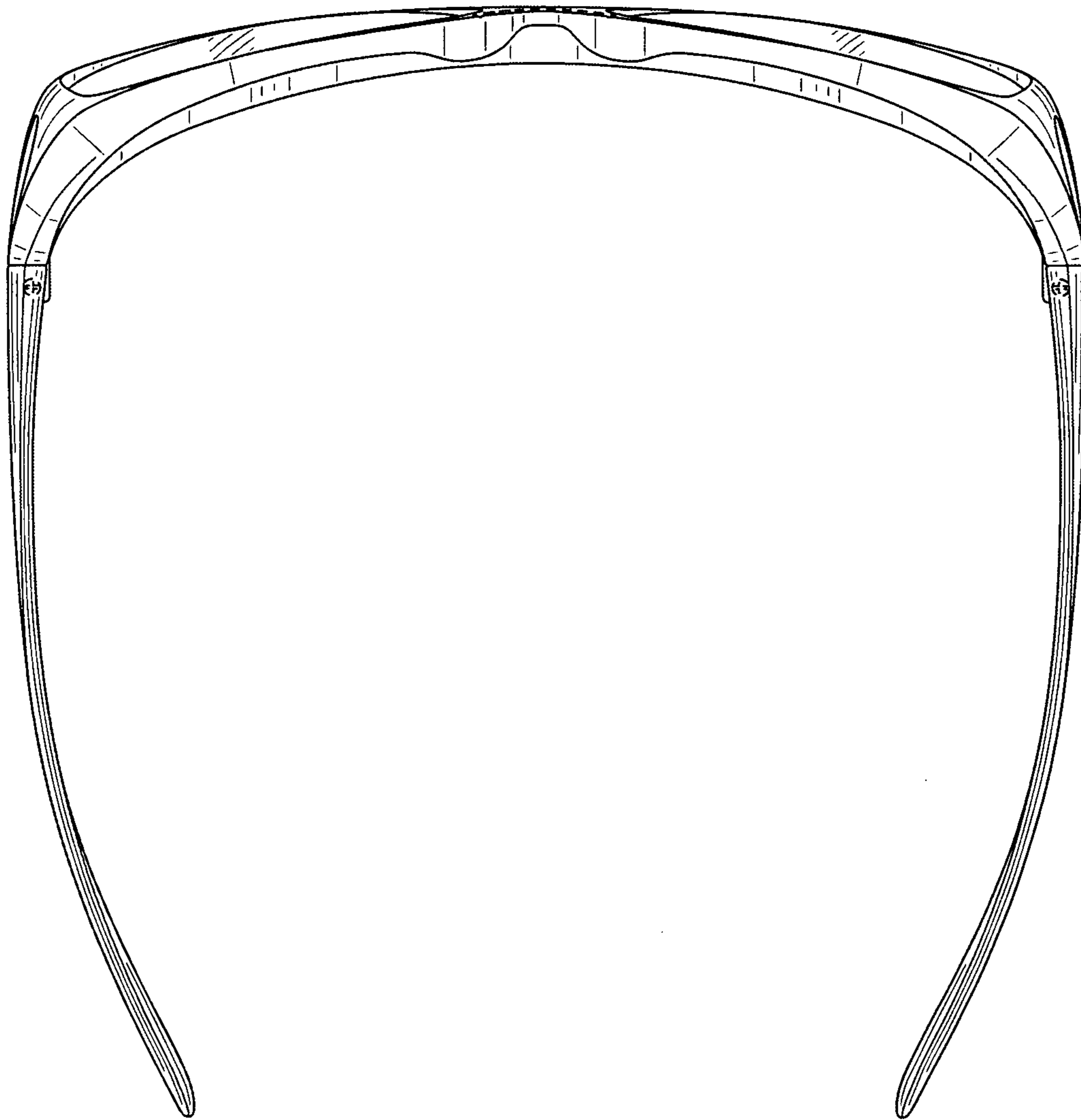


FIG. 7