



US00D706840S

(12) **United States Design Patent**
Renski et al.

(10) **Patent No.:** **US D706,840 S**
(45) **Date of Patent:** **** Jun. 10, 2014**

(54) **TIP FOR A GROUND ENGAGING MACHINE IMPLEMENT**

(75) Inventors: **William J. Renski**, Peoria, IL (US);
Sudha Kottakapu, Peoria, IL (US)

(73) Assignee: **Caterpillar, Inc.**, Peoria, IL (US)

(**) Term: **14 Years**

(21) Appl. No.: **29/403,598**

(22) Filed: **Oct. 7, 2011**

(51) **LOC (10) Cl.** **15-03**

(52) **U.S. Cl.**
USPC **D15/29**

(58) **Field of Classification Search**
USPC D15/11, 28, 29; 37/456, 452, 450, 446,
37/454, 449, 453, 455, 903; 403/379.5,
403/DIG. 1; 111/152; 172/724, 730, 766,
172/770, 771, 721, 713, 699, 772
See application file for complete search history.

(56) **References Cited**

U.S. PATENT DOCUMENTS

1,384,701	A *	7/1921	McMonegal	37/454
1,571,782	A *	2/1926	Andrews	37/454
2,427,651	A *	9/1947	Baer	
D182,143	S *	2/1958	Petersen	D15/29
3,774,324	A *	11/1973	Lafond	37/457
3,823,496	A *	7/1974	Querci et al.	37/458
3,832,077	A *	8/1974	Von Mehren	403/379.4
D251,431	S *	3/1979	Klett et al.	D15/28
D252,461	S *	7/1979	Korpi	D15/28
D255,119	S *	5/1980	Korpi	D15/29
4,231,173	A *	11/1980	Davis	37/457
D275,859	S *	10/1984	Nilsson	D15/28
D296,442	S *	6/1988	Broomhall	D15/29
4,980,980	A *	1/1991	Schadov et al.	37/452
D336,476	S *	6/1993	Garman	D15/28
D339,592	S *	9/1993	Johansson	D15/29
D345,364	S *	3/1994	Robinson	D15/29

D352,044	S *	11/1994	Hahn	D15/29
5,423,138	A *	6/1995	Livesay et al.	37/456
D365,577	S *	12/1995	Ruvang	D15/29
5,561,925	A *	10/1996	Livesay	37/455

(Continued)

FOREIGN PATENT DOCUMENTS

EP	0 411 486	A1	2/1991
EP	2 011 927	A2	1/2009

OTHER PUBLICATIONS

Caterpillar, Inc., Cat® K Series™ Tooth Systems, brochure (4 pages), 2006.

(Continued)

Primary Examiner — Mark Goodwin

(74) *Attorney, Agent, or Firm* — SAIDMAN DesignLaw Group

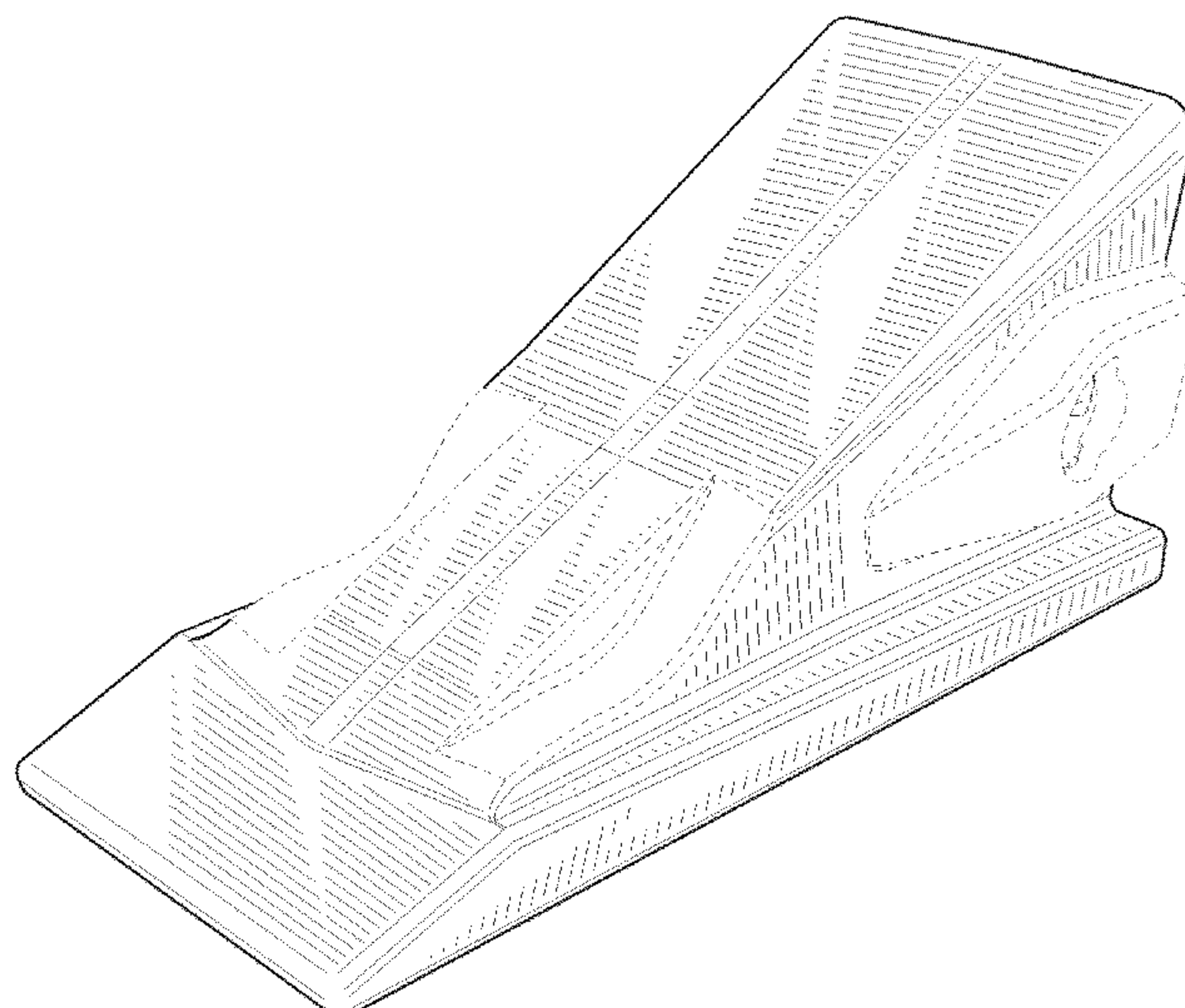
(57) **CLAIM**

The ornamental design for a tip for a ground engaging machine implement, as shown and described.

DESCRIPTION

FIG. 1 is a perspective view of a tip for a ground engaging machine implement showing our new design;
FIG. 2 is a front view thereof;
FIG. 3 is a front view thereof with the front elevated;
FIG. 4 is a left side view thereof;
FIG. 5 is a rear view thereof;
FIG. 6 is a right side view thereof;
FIG. 7 is a top view thereof;
FIG. 8 is a bottom view thereof; and,
FIG. 9 is a rear left perspective view thereof.
The broken lines depicted in the foregoing figures are for purposes of illustration only, and form no part of the claimed design.

1 Claim, 5 Drawing Sheets



(56)

References Cited

U.S. PATENT DOCUMENTS

D385,286 S * 10/1997 Moreno D15/29
 5,709,043 A * 1/1998 Jones et al. 37/458
 D392,292 S * 3/1998 Moreno D15/29
 D395,661 S * 6/1998 Moreno D15/29
 D408,422 S * 4/1999 Moreno D15/29
 D410,657 S * 6/1999 Launder et al. D15/29
 D413,338 S * 8/1999 Pueyo Molina D15/29
 D414,193 S * 9/1999 Launder et al. D15/29
 D415,173 S * 10/1999 Zaun D15/29
 D417,877 S * 12/1999 Launder et al. D15/29
 D429,256 S * 8/2000 Zaun D15/29
 D429,258 S * 8/2000 Zaun D15/29
 6,321,471 B2 * 11/2001 Fernandez Munoz et al. . 37/456
 D454,891 S * 3/2002 Ketting et al. D15/29
 D460,464 S * 7/2002 Ketting et al. D15/29
 D461,198 S * 8/2002 Ketting et al. D15/29
 D461,832 S * 8/2002 Ketting et al. D15/29
 6,477,796 B1 * 11/2002 Cornelius 37/452
 6,735,890 B2 5/2004 Carpenter et al.
 D499,749 S * 12/2004 Launder et al. D15/29
 D505,137 S * 5/2005 Steinlage et al. D15/29
 D512,078 S * 11/2005 Poutre D15/29

D527,029 S * 8/2006 Launder et al. D15/29
 7,100,315 B2 9/2006 Carpenter et al.
 D552,632 S * 10/2007 De Martiis D15/29
 D560,232 S * 1/2008 De Martiis D15/29
 7,362,144 B2 4/2008 Jones et al.
 7,367,144 B2 5/2008 Jones et al.
 D614,206 S * 4/2010 Ruvang D15/29
 7,739,814 B2 6/2010 Carpenter et al.
 7,762,015 B2 7/2010 Smith et al.
 D624,943 S * 10/2010 Gibbon D15/29

OTHER PUBLICATIONS

Caterpillar, "Cat Backhoe Loader Options," published Jan. 1, 2005.
 U.S. Appl. No. 13/644,518, filed Oct. 4, 2012, entitled "Implement
 Tooth Assembly with Tip and Adapter".
 U.S. Appl. No. 29/403,592, filed Oct. 7, 2011, entitled "Tip for a
 Ground Engaging Machine Implement".
 U.S. Appl. No. 29/403,595, filed Oct. 7, 2011, entitled "Tip for a
 Ground Engaging Machine Implement".
 U.S. Appl. No. 29/403,600, filed Oct. 7, 2011, entitled "Tip for a
 Ground Engaging Machine Implement".
 U.S. Appl. No. 29/403,570, filed Oct. 7, 2011, entitled "Tip for a
 Ground Engaging Machine Implement".

* cited by examiner

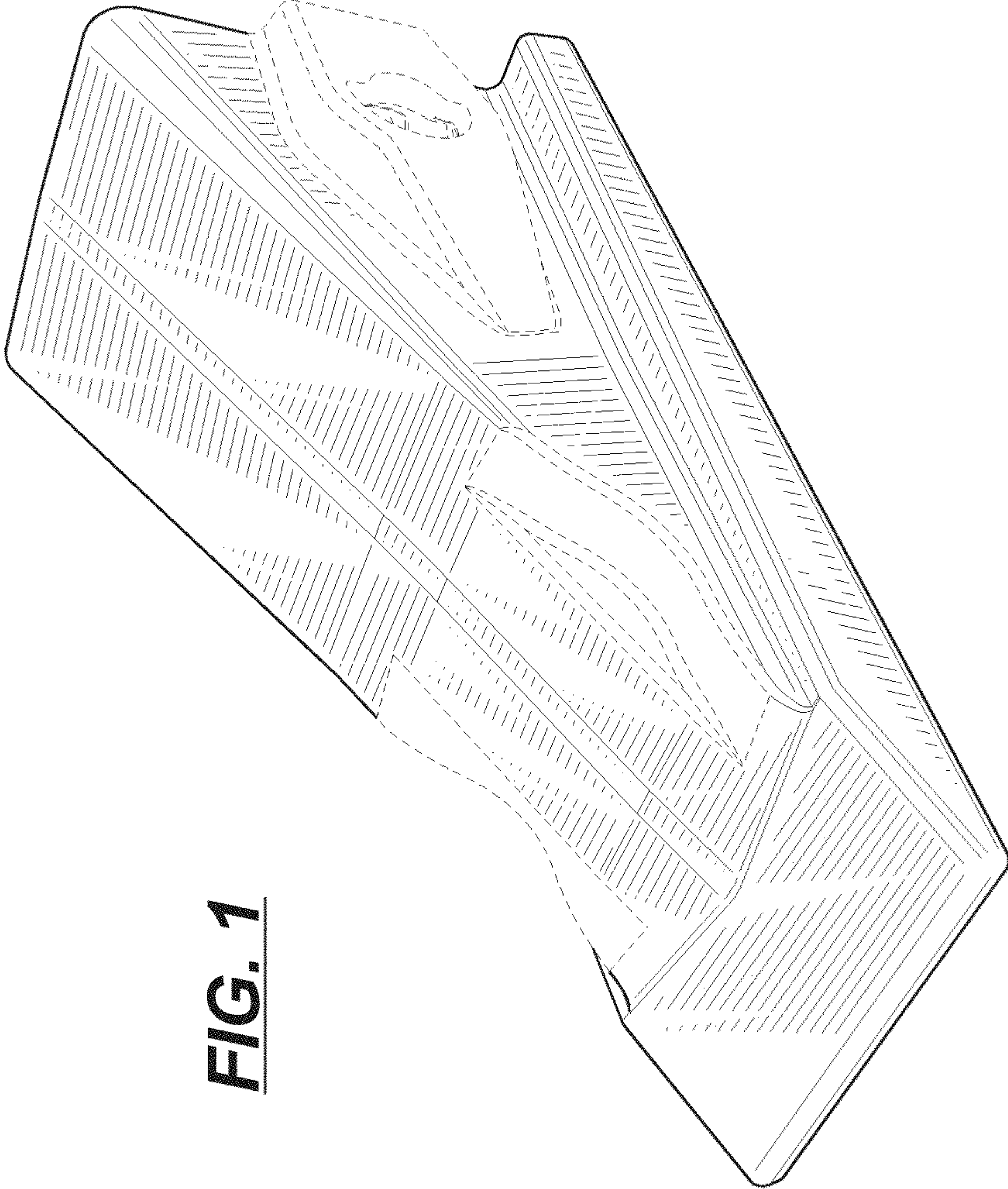


FIG. 1

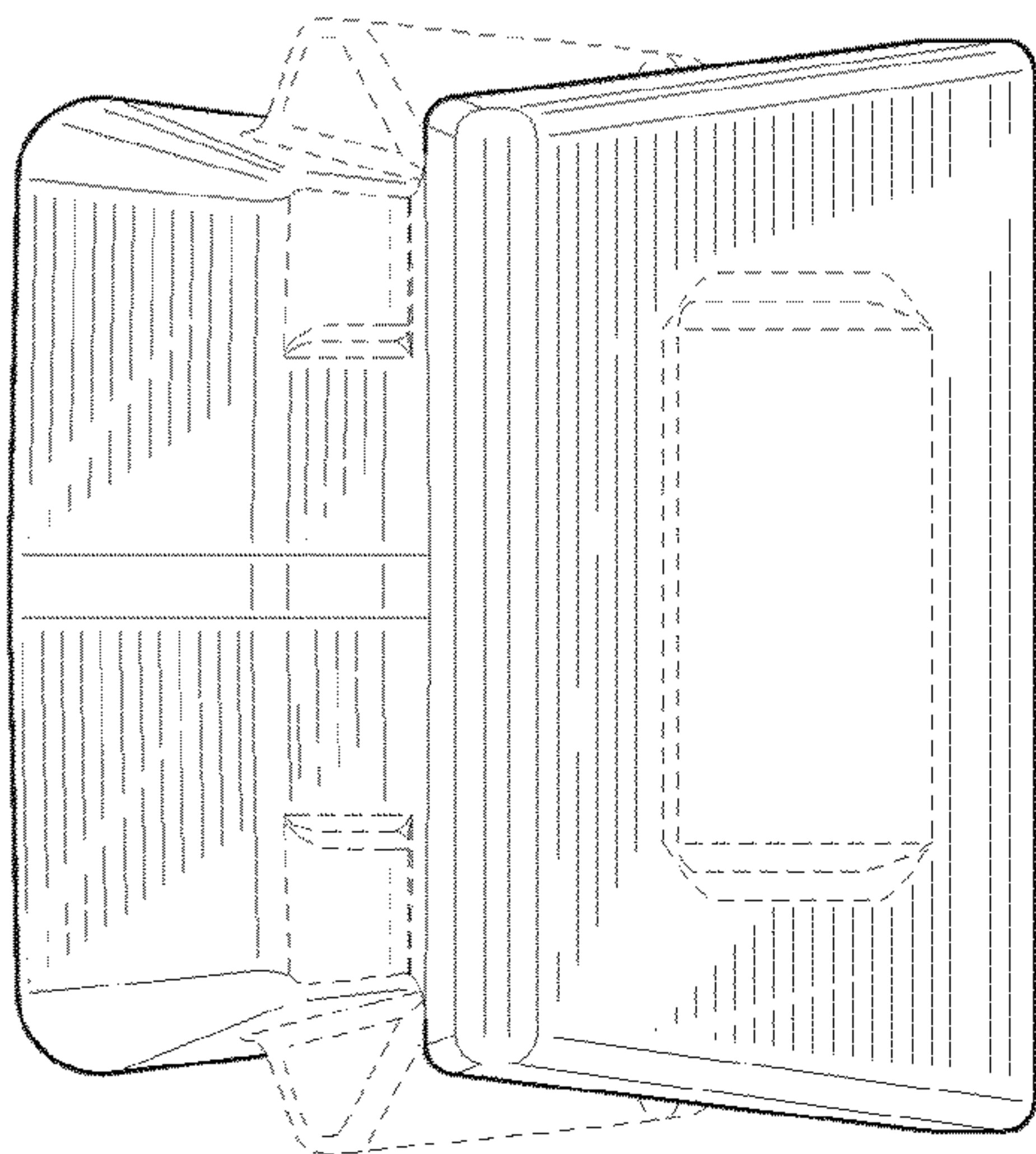


FIG. 3

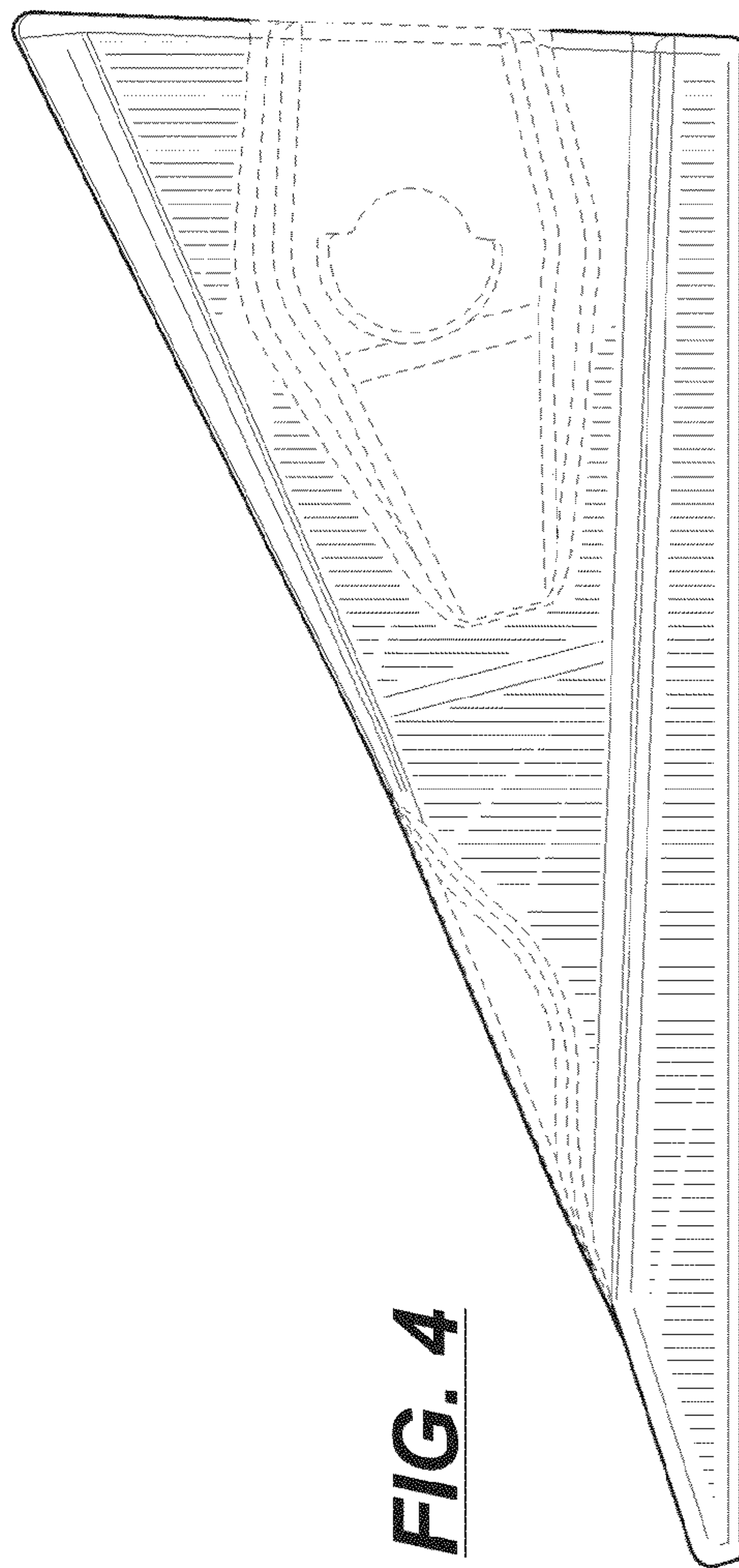


FIG. 4

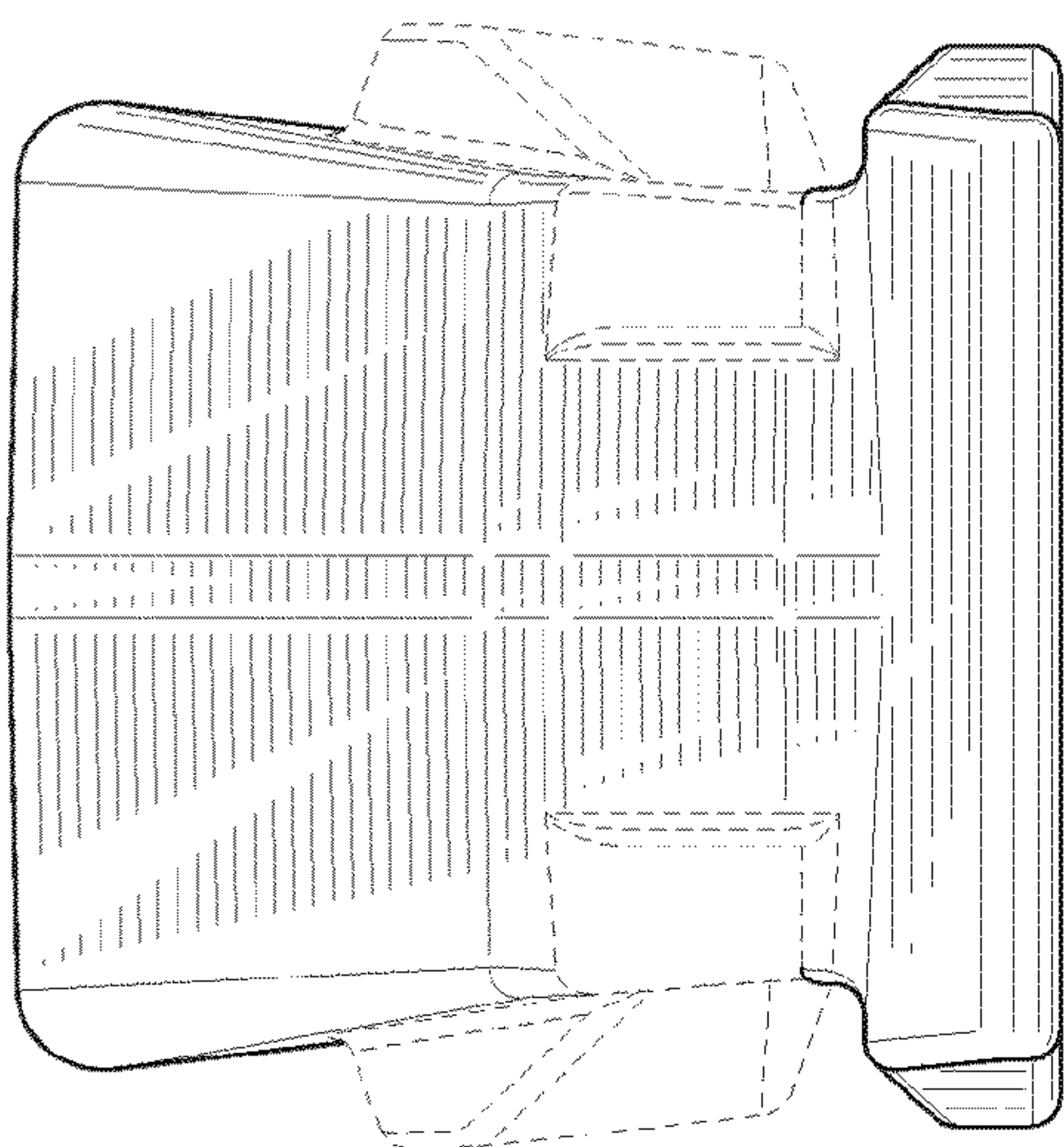


FIG. 2

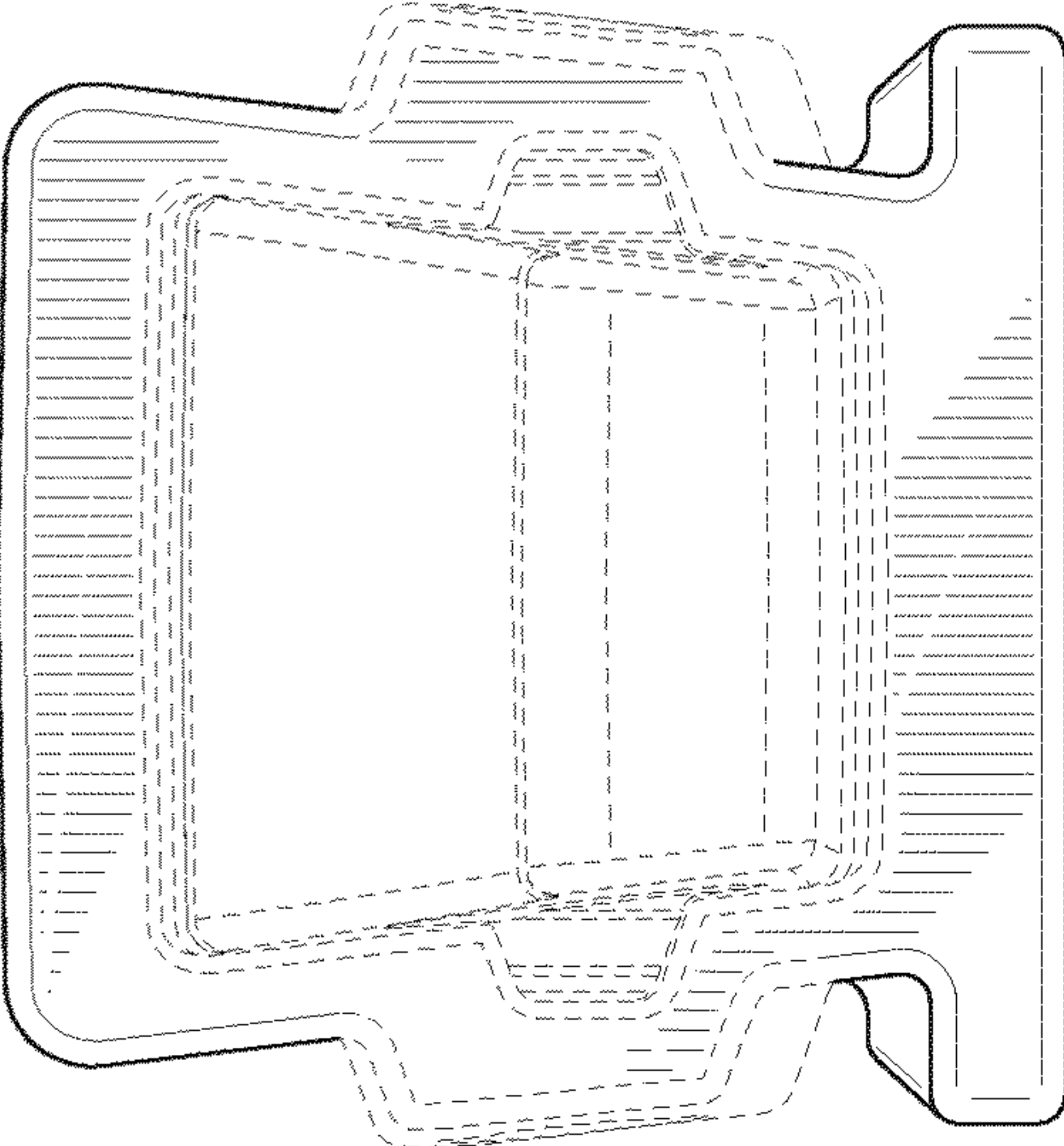


FIG. 5

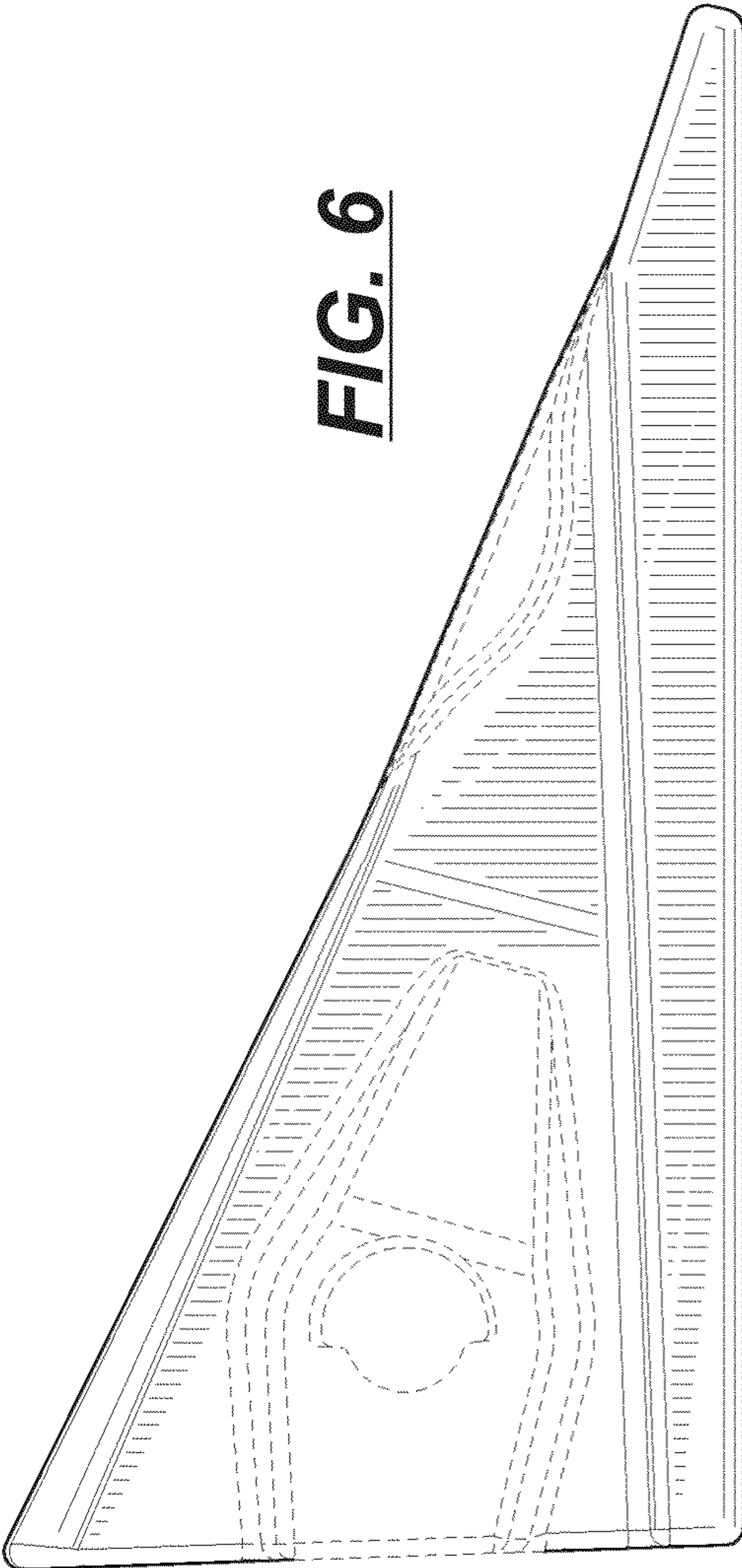


FIG. 6

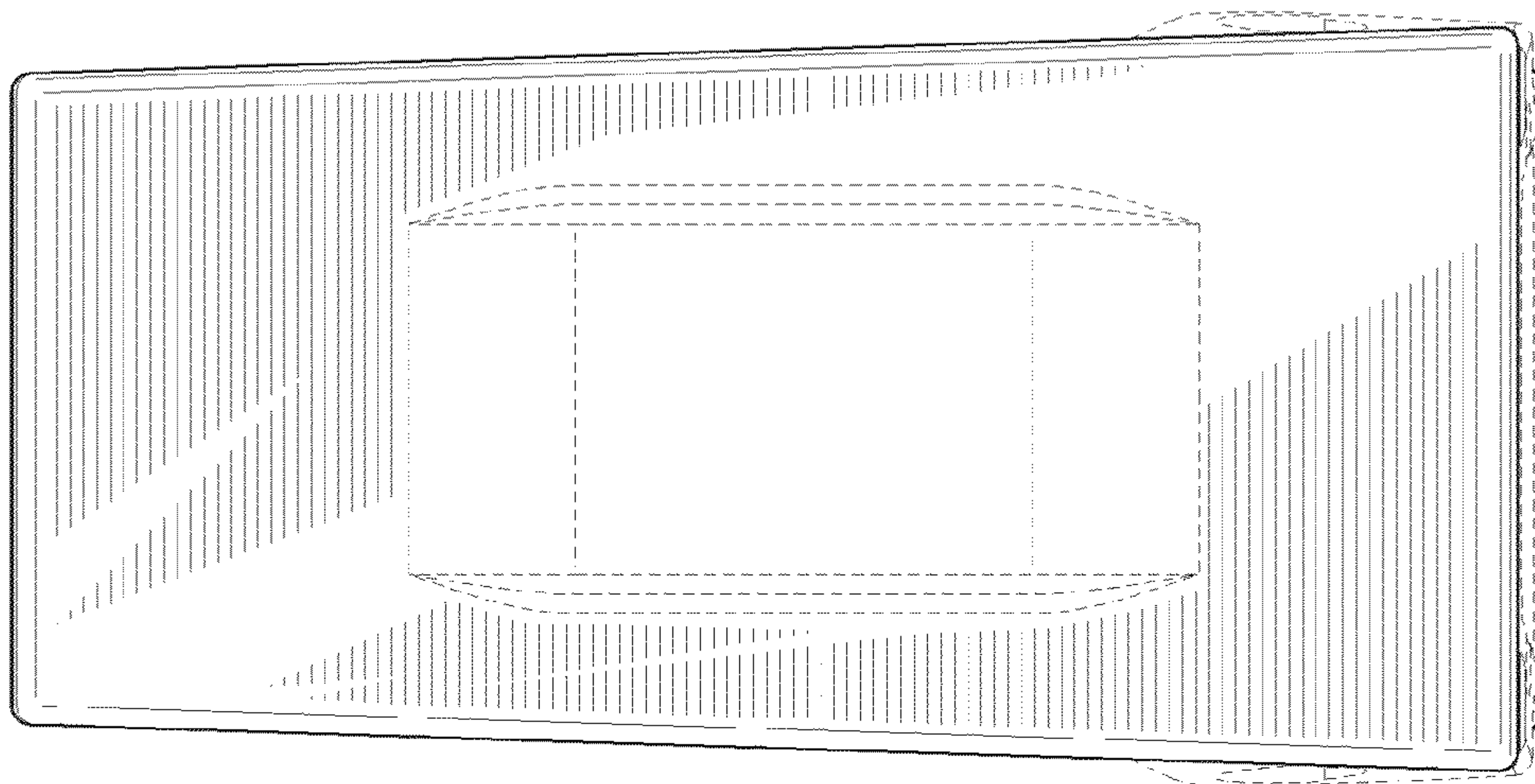


FIG. 7

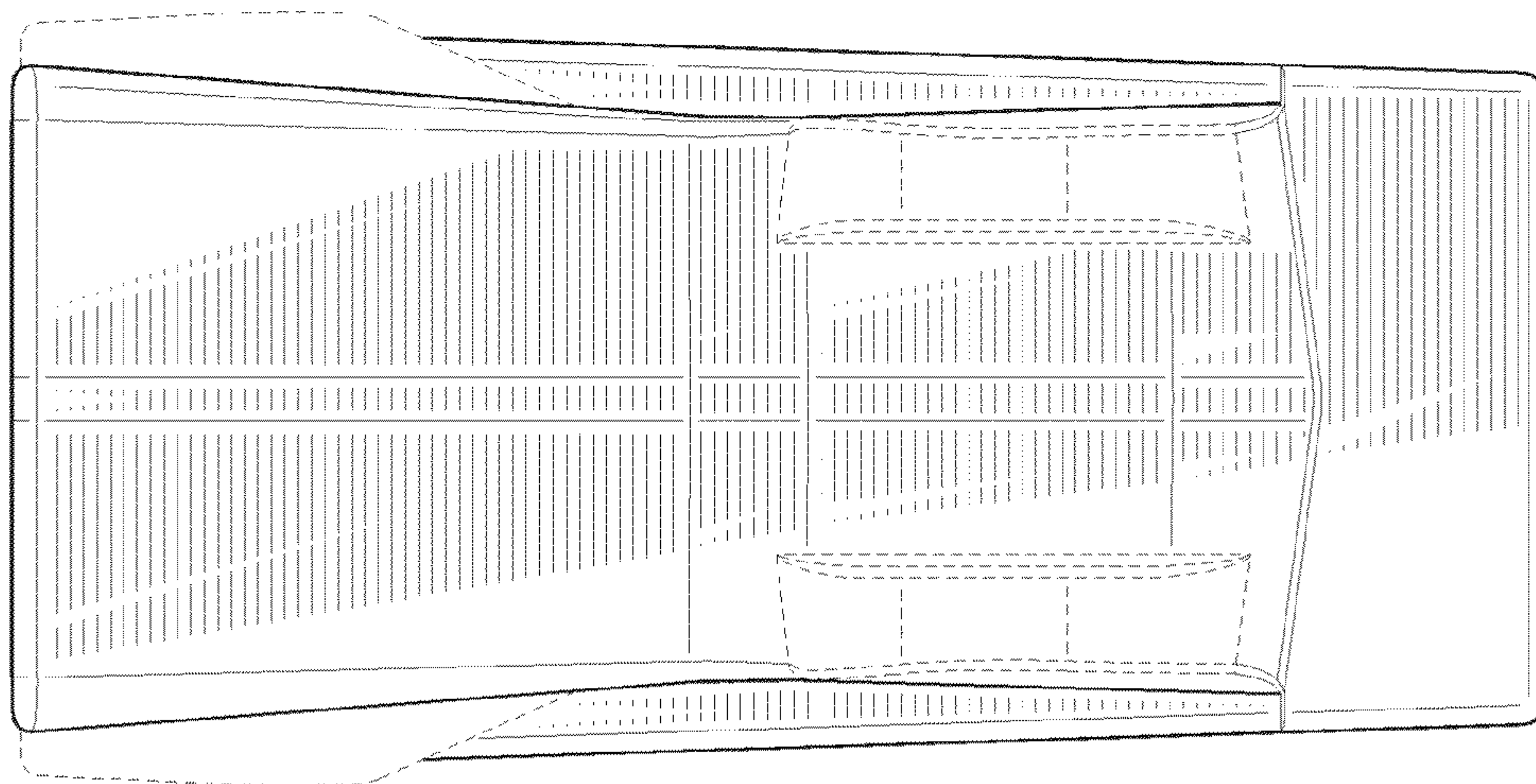


FIG. 8

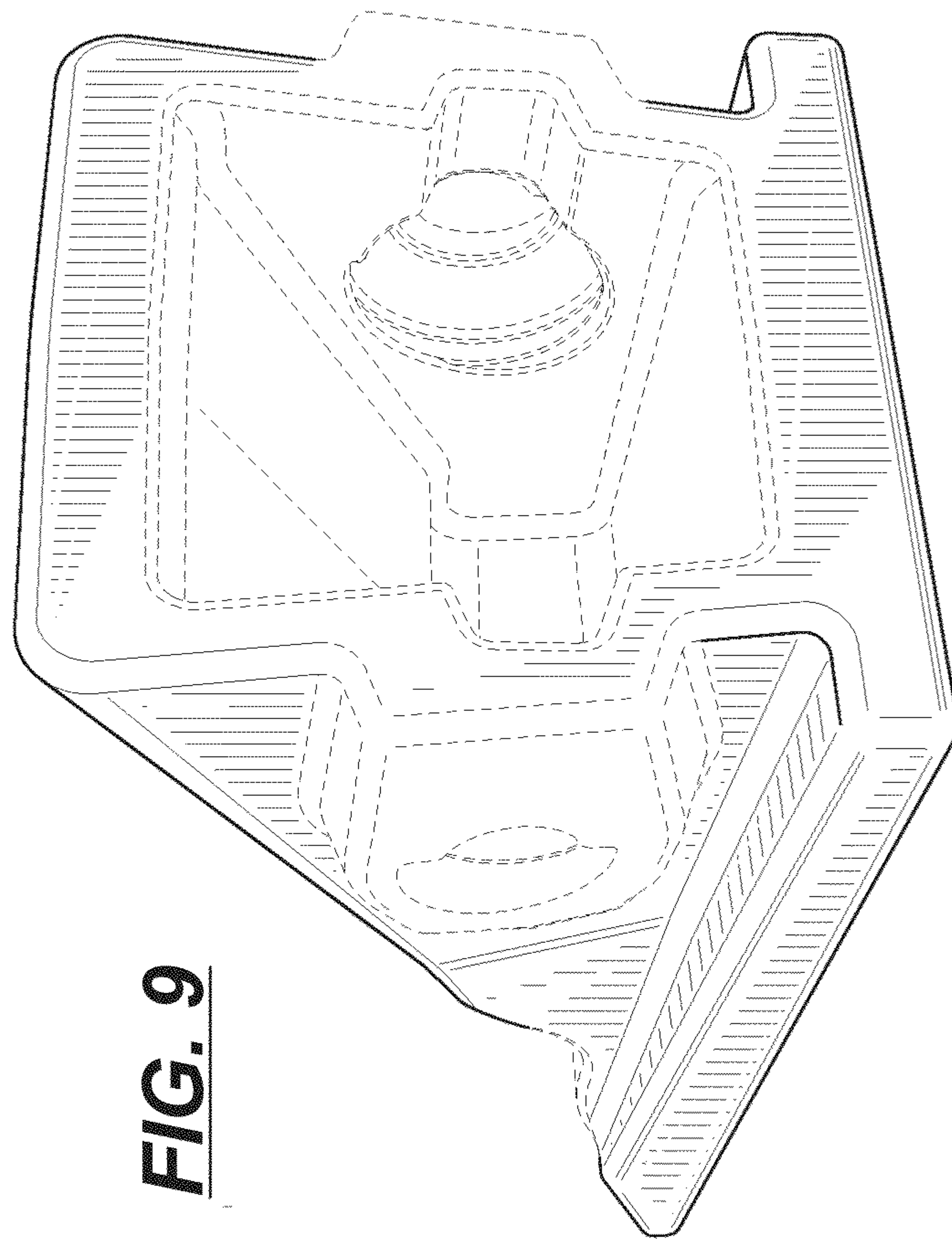


FIG. 9